




Berliner
Play equipment for life

Available for Standard 16 mm and 18 mm Rope

Ropes Colours	
	Red
	Blue
	Black
	Yellow
	Green
	Orange
	Silver
	Beige
	Olive green
	Lilac

New

New

Only available for Standard 16 mm Rope

	Salamander
	Moose
	Los Netzos
	Tempelhof

Design Colours of Tubes and Posts (matte finish)









	RAL 9017 Traffic black
	RAL 9010 Pure white
	RAL 9007 Grey aluminium
	RAL 1001 Beige
	RAL 8001 Ochre brown
	RAL 8012 Red brown
	RAL 3012 Beige red
	RAL 3002 Carmine red
	RAL 2009 Traffic orange
	RAL 4005 Blue lilac
	RAL 3015 Light pink
	RAL 5024 Pastel blue
	RAL 5012 Light blue
	RAL 5017 Traffic blue
	RAL 5021 Water blue
	RAL 6028 Pine green
	RAL 6034 Pastel turquoise
	RAL 6021 Pale green
	RAL DS 120 70 75 Lime
	RAL 1028 Melon yellow

New

Classic Colours of Tubes and Posts (glossy finish)

	RAL 9006 White aluminium
	RAL 2009 Traffic orange
	RAL DS 010 40 50 "Cosmo pink"
	RAL 3020 Traffic red
	RAL 3004 Purple red
	RAL 5022 Night blue
	RAL 5010 Gentian blue
	RAL 5021 Water blue
	RAL 6009 Fir green
	RAL 6018 Yellow green
	RAL DS 100 80 80 "Cosmo yellow"
	RAL 1018 Zinc yellow

Colours of HDPE-Panels (19 mm)

	Red
	Black
	Blue
	Green
	Yellow
	White
	Lilac
	Orange



Product Name

Item Number



capacity

(m)
("'-")

Dimensions
(l x w x h)

EN 1176 (m)
ASTM/CSA(m)
ASTM/CSA ("'-")

Minimum Space Required

EN 1176 (m)
ASTM/CSA ("'-")

Max. Fall Height
Max. Fall Height



Recommended Age Group

All technical data may differ, depending on the selected surface, the landscaping or installation depth. Please contact us for details. All datasheets, TÜV-certificates and AutoCAD-drawings are available as downloads on our webpage.

Tech. Hotline:
+49 (0)172 8 41 76 89

Sales Hotline:
+49 (0)30 41 47 24 20

info@berliner-seilfabrik.com
www.berliner-seilfabrik.com

This page acts as a quick reference guide to the various rope and steel colours.

All plan views within the catalogue are shown with a scale of 1:200. The minimal area zones comply with the ASTM F1487 and EN1176 standard. Please note: to ensure compliance with a specific country, the corresponding standards must be referred to.

Details of the product photos, technical plan views and 3D renderings may vary from the descriptions provided. All data is subject to technical changes and misprints.



Berliner

Overview



World of Ideas

Our various ranges of play equipment compliment each other, while setting children's hearts racing. We aim for our impressive playground landscapes to stimulate and inspire you!



HodgePodge



URBAN DESIGN

Playpoints

Swings, hammocks, carousels and cable rides are just a few of our highly functional play components. These improve the appearance not just of playgrounds but of the pedestrian zones surrounding them.



Greenville



Woodville



Spooky Rookies

Playhouses

From the soaring stature of Greenville Triitopia, Towers & Triis to Spooky Rookies, cute and fun places for small children: our playhouses create spaces for children to play, seek refuge as well as enjoy role play games. With Woodville, Berliner presents wooden playhouses for the first time.

Play Sculptures

Our play sculptures are particularly popular with architects and designers. Not only are they great fun to play on, they are also small-scale works of art that can be designed on an all but individual basis.



Twist & Shout



UFOs



Geos

Rope Play Equipment

A rope climbing net – our company speciality for almost 50 years – serves as the perfect basis for all types of climbing equipment. Climbing in three-dimensional nets both excites and challenges children, fostering their spatial imagination as well as their psychomotor abilities. The inclusion of a rope spatial net in its external frame increases the versatility of a playground, enabling it to expand whenever new components come to be added.



Univers



Polygoden



Terranos & Terranova



CombiNation



Custom-made

Combinations and Special Projects

We have many years' experience catering to individual wishes: whether it's creating your own unique climbing landscape by selecting from our different product groups or else bringing your own ideas to us, together we can create something entirely new.



DNA Towers 114



Joe Brown Collection 122



Cosmo 128

Specialist Knowledge

Berliner Play equipment for life.....	24	Design & Technology	342
Our company and philosophy.		Highest quality materials and first-rate solutions ensure our play equipment is extremely durable.	
Bombastic Bamboo!.....	80	Maintenance and Service.....	344
Bamboo panels enhance the Greenville product range.		From planning through to the entire lifespan of our equipment, we're there for you.	
The Invention of Rope Play Equipment.....	123	Inclusive Play.....	345
Fast Lane Slide.....	114	Socially inclusive playgrounds are play spaces for all!	
Fantastic, fast and colourful – our new HDPE Fast Lane Slides.			



Monheim
Jungle
Playground
300



Different Net
Tunnels and
Bridges available
154



Various Themes
possible



Create your
individual Low-Rope
Course with
Terranos &
Terranova
176



New Playpoints
from
Hodge Podge
204





Chilling
on Rubber
Membranes
263

Shout.08
298



Cosmodrome,
Genk
298

Sand Workshop
210



Monkey Jibe
234



VIP Swing
219



Netswing
Cloud 9
218



Spooky Rookies
Playhouses
for small Kids
96



Wooden
Playhouses from
Woodville
82



URBAN DESIGN
Seesaws
229



Different
Add-ons
available
94






**Terranos
& Terranova
176**

**Neptun XXL
138**



**Customised
Add-on
Components
available
154**



**Wasps' Nest
210**



**Wide Range
of Bridges
201**



**Slides
available
in both Plastic
and Stainless
Steel**



Triitopia
32



Creating
Trii house
Villages
42

Europe's longest
Playground
Structure:
Medebach
Aventura
334



Bowl Swing
237



Broad Range of
Colours for Ropes,
Posts and Panels



Trii1.01
46

Swings,
e.g. Swingo
238



Univrs
Rope Play
Classics
136



Slides
available
in both Plastic
and Stainless
Steel



Twist &
Shout
246



Spooky
Rookies
96



HodgePodge:
Carousels
and other
Playpoints
204



Greenville
Combi.061
49



Cable ride
Speedway
220



Fire, Earth,
Water, Air:
that's
Terranova
194



Multiple
Add-on Units
for all
Products!





Low Rope Courses
Terranos & Terranova
176



Greenville
Rope
Play Houses
66



Designing inclusive
Playgrounds
345



URBAN DESIGN
Playpoints
224



Univers
Quadrifol
142



Pentagode
Central Mast
Play Structures
158



Custom-made
offers unlimited
Possibilities
318



Multi-User
Swings
211

Büsum
286

Our
HodgePodge
Hammock
219





Greenville:
bombastic
Bamboo!
80

Combine our
Product Groups:
CombiNation
288

Terranos &
Terranova
176

EPDM
covered Walls
incorporated into a
Playground

Berliner Play equipment for life

The first steps towards Berliner Seilfabrik were made in 1865, when a company producing ropes for Berlin's lift manufacturers was founded. The quality of Berliner ropes has gained a world wide reputation since then. The first net structures developed for climbing equipment were created in the early 70s. Now, with almost 50 years of experience in the playground equipment industry, combined with our extensive rope manufacturing knowledge we have designed a variety of products for unique playground landscapes which comply with international safety standards. Our playground landscapes are instantly recognizable, due to the combination of extensive rope design development and creative ideas.

Sensory play elements form important neural connections in the human brain. That's why we make sure that our playground equipment consists of different and also reacting materials. By using materials such as rope, rubber belt membranes, metal or wood, children learn to consciously perceive their surroundings.

National and international patents for the majority of our products are proof of our individuality and technical edge. The integrity of our structures has been recognized by the German, European and American standard committee for sport and leisure equipment, of which we are permanent members.

Our claim "**Play equipment for life**" means a lot to us. It defines the way we build playgrounds and the way we think. Our playgrounds are built for generations to come. They are sustainable because, due to using high quality materials and first-class workmanship, they last extra long. This helps protect the children, saves the environment, the resources and the lifecycle cost.

70% of our steel and 85% of our aluminium is made of recycled material. Our bamboo panels are more wear-resistant and durable than tree wood. Its carbon footprint is many times better. All of our production has been PVC-free for many years. All remaining materials are put back into the recycling process. Our state-of-the-art powder coating process is solvent-free. All of our products meet and exceed the regulations for lead in paint, lead in substrate and phthalates.

At Berliner Seilfabrik, we don't just think green, we work green.



Our Ropes


The steel cable was invented in 1834. Berliner Seilfabrik commenced processing of steel cable in 1865, gaining a world renowned reputation for manufacturing quality cable. We continue to use these traditional methods of cable manufacturing to produce the U-Rope used in our play structures. Thus it can be ensured that the quality and safety specifications of our ropes are in accordance with our high requirements.

Furthermore, because we manufacture our own rope we are able to tailor the equipment to individual customer specifications with ease. Consequently we offer a broad range of rope diameters, wire cross sections and rope colours. We have a cable suitable for every application – regardless of the purpose or loading condition.

The external rope strands are covered with Polyester yarn (carpet yarn standard), ensuring maximum abrasion resistance and colour fastness. Our steel wires, compliant with EN 10264, are galvanized and have a strength of 1770 N/mm². For most ropes in reach of hands we use four-stranded cables, which have the same design as fibre ropes. This results in a coarse surface texture which provides an optimal grip.




Our Rope
is only genuine with
the Tracer Thread
"stranded with max.
63 rpm".




90.990.160

16 STAN 4 PES SE
Ø 5/8"
Standard rope for nets




90.994.181

18 SPRN 6 PES SE
Ø 3/4"
Standard rope for nets



90.991.160

16 RAND 4 PES SE
Ø 5/8"
Edging rope for nets and bridges




90.994.201

20 SPRN 6 PES SE
Ø 13/16"
Rope for tensioning and add-on
components



90.998.160

16 FEDER 4 PES
Ø 5/8"
Rigid rope with steel core for tunnels
and wasp's nest



90.992.200

20 FLEX 6 PES FE
Ø 13/16"
Flexible rope with fibre core





Greenville

Playhouses, Rope play houses, Towers and Triitopia – the product group is setting a new standard. All these different types of structures have one thing in common: the Greenville Bamboo style.





Only Berliner's
Cloverleaf Ring
allows for Replacement
of single Rope Sections in
spatial Nets.

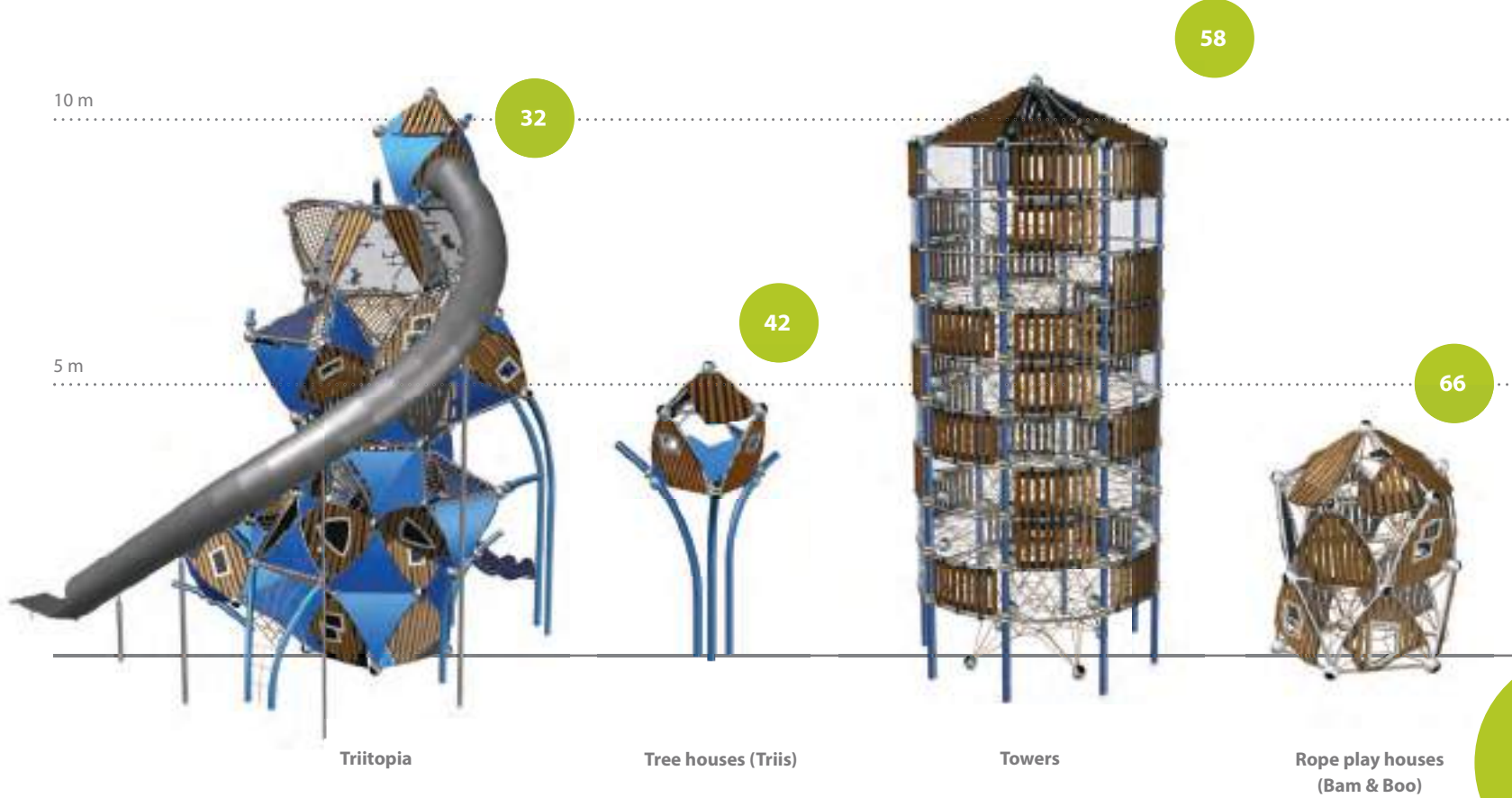


Basics Greenville



Our special product group, Greenville, adds an element of natural design with the addition of bamboo panels. Tree houses, Rope play houses or towers can be used as stand-alone structures or else linked by bridges, tunnels and other elements, or merged into one another as with Triitopia. Further development of the Greenville Rope play houses and tree houses has

created new opportunities in the design of playgrounds and the utilization of space, while blending in with the natural surroundings. The Greenville structures can be combined in endless configurations through the use of exciting connecting elements.



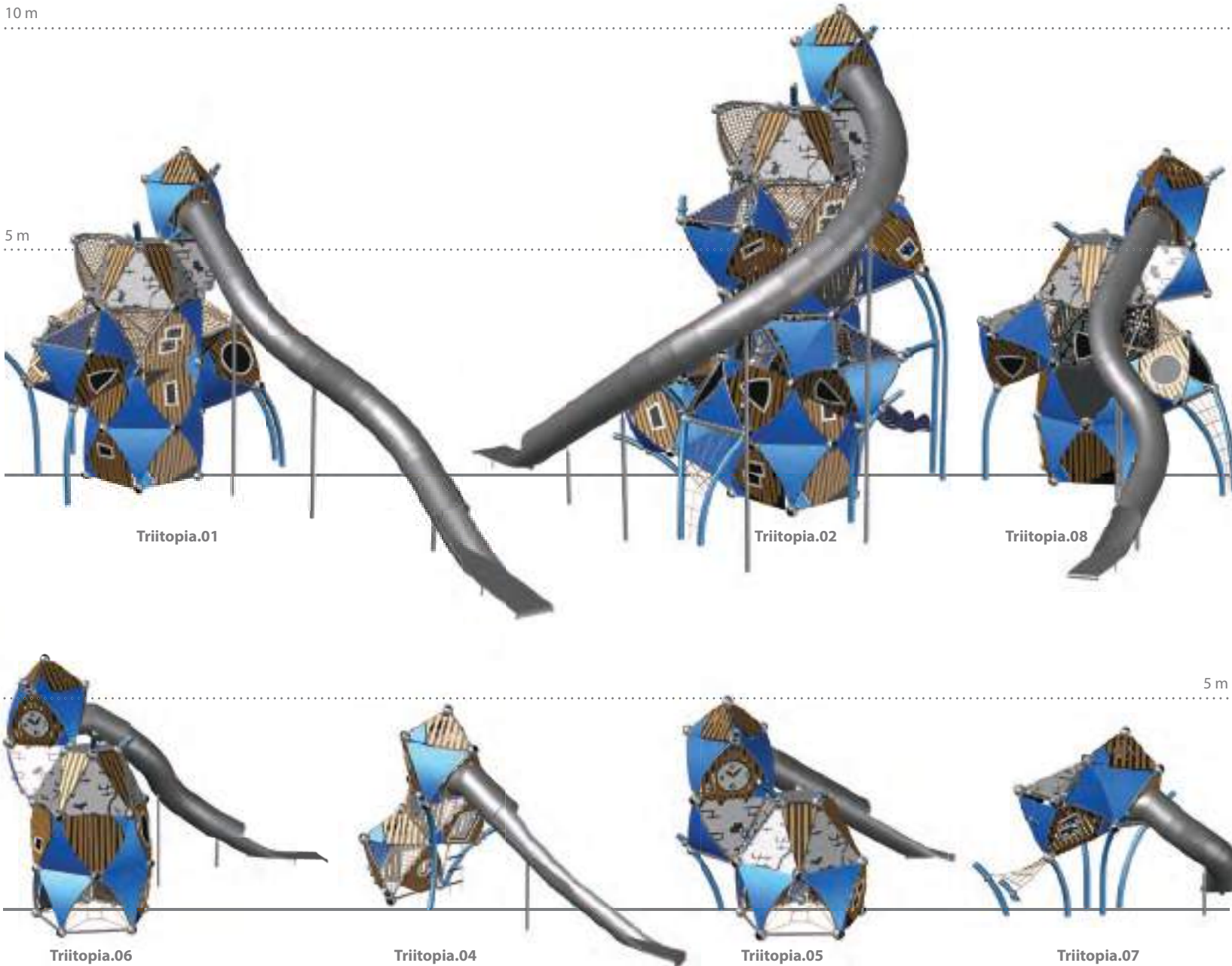
Magical, twisted, crazy: Triitopia

Welcome to the Realm of Imagination!

Triitopia combines award-winning design with tried and tested materials! A magical world of climbing and adventure where reality and fiction blend together and evolve into the unpredictable interplay of transparent and closed façade elements that are combined in close knit, nestled and asymmetric ways. Diverse net pieces invite you to climb, and lead to numerous corners and angles, and up to viewing areas and slides on different levels. Let the various Greenville products merge into one another. A new world will arise.

The Chaos has a System!

Behind the seemingly random construction lies a highly modular system that allows every Triitopia structure to be custom-designed in a shape and size to a maximal extent. To do so, choose from a wide range of different net elements, panel types and slide options, and let your custom adventure world become a reality with us. It goes without saying that Triitopia can be combined with nearly all other Berliner play equipment.



Triitopia.02

90.292.400.2

(m) 10,2 x 10,3 x 10,7
('-") 33-4 x 33-8 x 35-1

EN 1176 (m) 12,7 x 13,7
ASTM/CSA(m) 14,0 x 13,5
ASTM/CSA ('-") 45-9 x 44-2

EN 1176 (m) 2,26
ASTM/CSA ('-") 7-5

5

107



At a height of more than 10 m and with a huge three-dimensional net inside, this climbing and playing tower offers unlimited possibilities for fun and adventure across a total of seven levels.



Berlin, Germany



Triitopia.01

90.292.400.1

(m) 14,1 x 6,4 x 7,9
('-") 46-0 x 20-11 x 25-10

EN 1176 (m) 17-6 x 8,5
ASTM/CSA(m) 10,1 x 17,8
ASTM/CSA ('-") 33-0 x 58-5

EN 1176 (m) 2,26
ASTM/CSA ('-") 7-5

5







Kids will fully enjoy the slightly smaller adventure world. Children who ascend through the spatial net to the very top can swiftly descend the tunnel slide all the way to the ground. Alternatively, the new net tunnel on the façade can be used as an ascent or descent option.



Triitopia.07

90.292.400.7





	(m) ("'-")	6,2 x 4,5 x 4,2 20-2 x 14-7 x 13-8
	EN 1176 (m) ASTM/CSA(m) ASTM/CSA ("'-")	9,4 x 6,6 8,0 x 10,1 26-0 x 33-2
	EN 1176 (m) ASTM/CSA ("'-")	2,13 7-0
		5

Even the smallest version of Triitopia offers exciting room for play and adventure. If you want to descend by the slide, you have to climb up the access net and creep through the intertwined Trii houses, which “share” two of the posts.

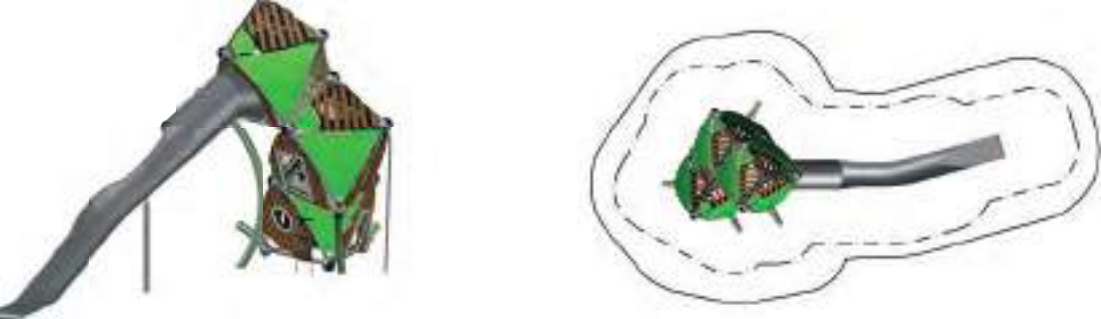


Triitopia.04

90.292.400.4





	(m) ("'-")	9,1 x 3,5 x 4,9 29-11 x 11-5 x 15-11
	EN 1176 (m) ASTM/CSA(m) ASTM/CSA ("'-")	5,7 x 12,3 13,5 x 7,2 44-2 x 23-8
	EN 1176 (m) ASTM/CSA ("'-")	2,11 6-11
		5

Triitopia.04 consists of three Trii houses stacked onto each other. The whole structure can be climbed through from inside. Alternatively, the entry can be made on level two via a rope ladder. Sliding pole and slide offer exciting possibilities of descent. In addition, the sloping floors in the upper two houses offer a special challenge for the children.



Triitopia.08

90.292.400.8

	(m) ("'-")	12,4 x 6,4 x 7,9 40-7 x 20-11 x 25-10
	EN 1176 (m) ASTM/CSA(m) ASTM/CSA ("'-")	15,9 x 9,9 16,7 x 10,1 54-7 x 33-0
	EN 1176 (m) ASTM/CSA ("'-")	2,26 7-5
		5











This Triitopia world entices with maximum climbing fun on five levels. Thanks to its simple façade design it fits perfectly into its surroundings. And have you ever thought about a rooftop playground?



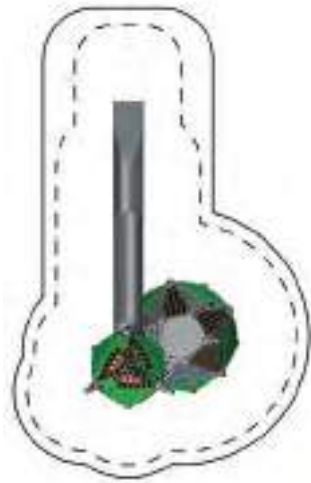


Triitopia.05

90.292.400.5









	(m)	4,2 x 8,2 x 5,1
	("-")	13-6 x 26-8 x 16-6
	EN 1176 (m)	7,2 x 11,7
	ASTM/CSA(m)	12,4 x 7,8
	ASTM/CSA ("-")	40-9 x 25-7
	EN 1176 (m)	1,31
	ASTM/CSA ("-")	6-0
		5

Triitopia.05 is a combination of the Rope play house Boo plus roof and two Triis stacked on each other. The spatial net inside allows several people to ascend at the same time. Children can pick up real speed going down the slide.



Triitopia.06

90.292.400.6

	(m)	5,8 x 9,6 x 6,5
	("-")	19-1 x 31-6 x 21-2
	EN 1176 (m)	8,8 x 12,6
	ASTM/CSA(m)	14,0 x 9,6
	ASTM/CSA ("-")	45-8 x 31-3
	EN 1176 (m)	0,9
	ASTM/CSA ("-")	6-0
		5

There's a lot going on in this Triitopia world! Two Boo Rope play houses that are connected upside down, lead into the Triis on the top of the structure. Besides the large three-dimensional net and a tunnel slide, this structure is irresistible with the multifaceted combination of different façade elements.



Explore
our Eddies
232



Castle, Underwater World or a Fiery Dragon Castle – **Triitopia can be Anything.**



With the combination and merging of the individual structures from the Greenville line, unique Triitopia worlds arise. Using various design options, the structures can be transformed according to your desired theme.

Underwater World

Add-ons, such as net tunnels, fishing nets or the blue colour of the slides and ropes, and especially the motifs and design of the panels with colourful sea creatures, fish and underwater plants create an enchanted underwater world, in which the sunken ship Triitopia becomes a home for Mermaids and sea monsters.

Castles and Queens

Once upon a time ... it says in this example. A knight's castle is not only created by the size and shape of the structure. A long, thick, twisted rope, which hangs out from the window of the

tower, resembles a Rapunzel braid. The grey ropes of the net tunnel are reminiscent of chain mail. The "barred" windows are like the windows of a prison deep in the castle dungeon and the grey and black coloured panels in stone become medieval castle walls.

But maybe your castle will be a home of dangerous giant dragons, spiked with red and yellow panels to represent fire and flaring HDPE as flames. Or maybe you are dreaming of a sleeping Beauty Castle surrounded by roses and thorns.

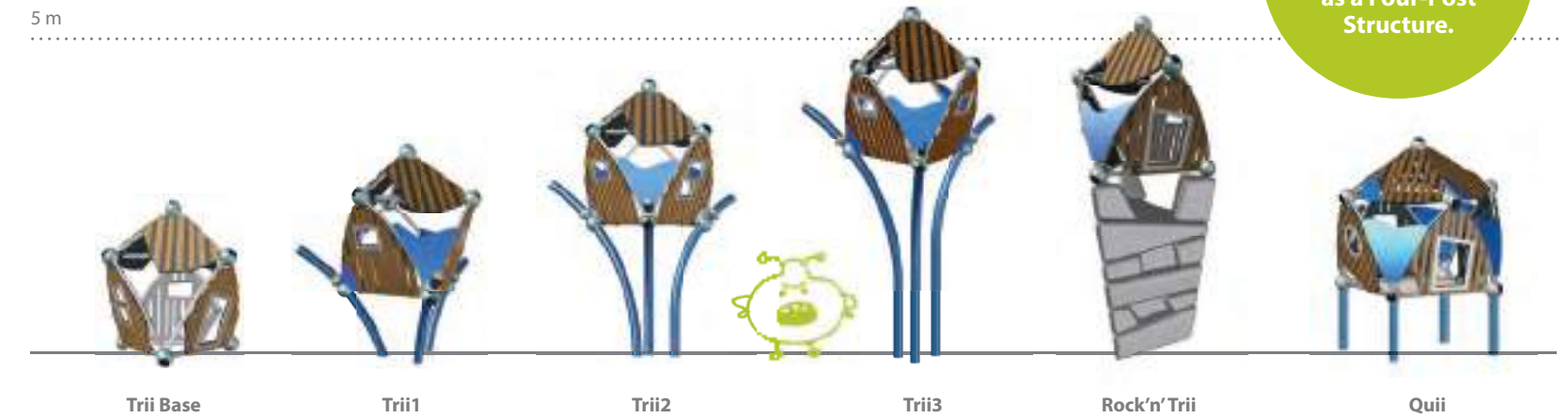
Whichever theme you desire, come to us with your ideas! Together we can make your vision a reality.



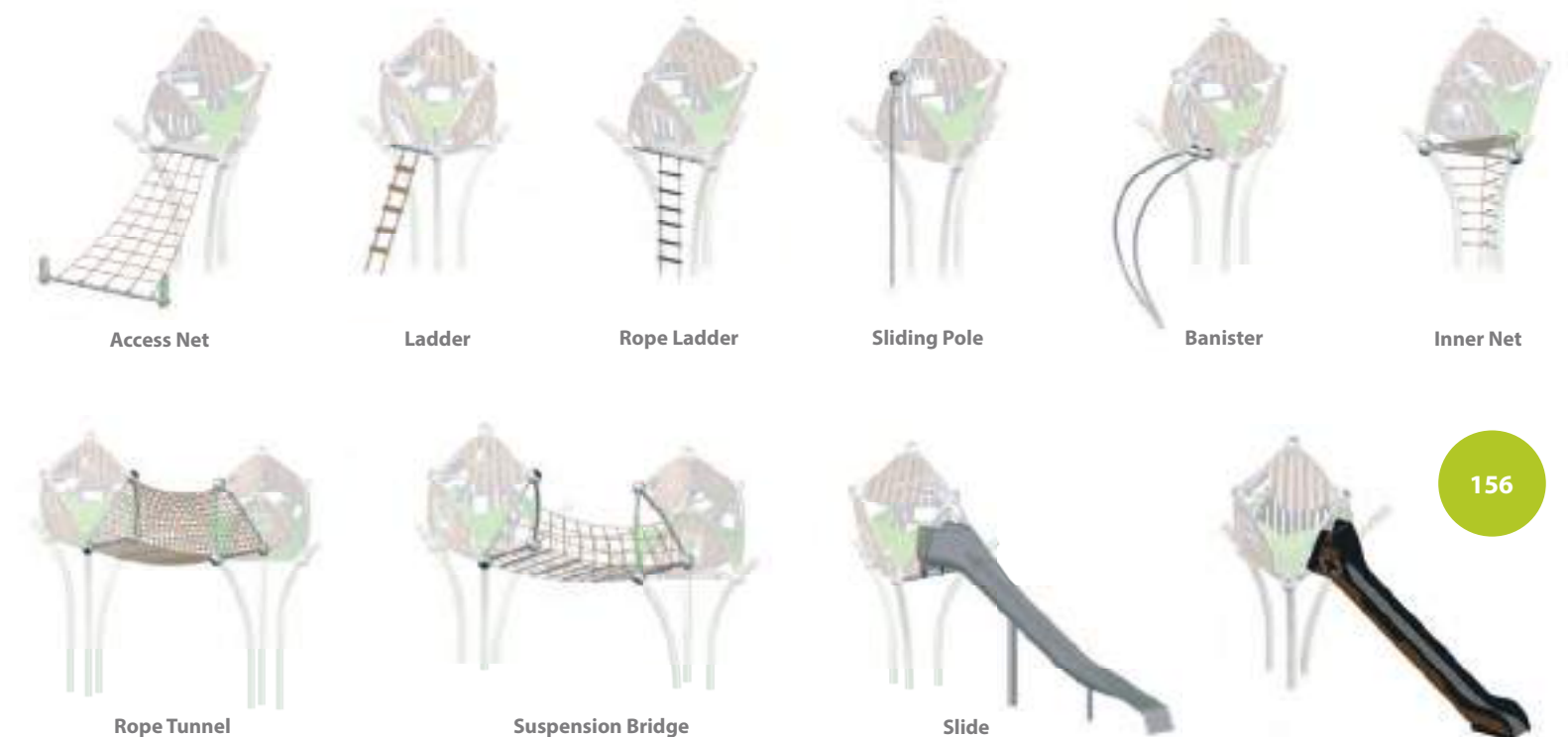
Aim high with Greenville Triis

The idea of climbing a tree just to see the earth from another perspective is as old as the trees themselves. This idea was our inspiration to develop the Greenville Triis. These beautifully designed playhouses in different sizes need at least an access or a connection from another Trii. Create your own Trii-House-Village.

Tree Houses can also be configured as a Four-Post Structure.







Triis Add-on Components



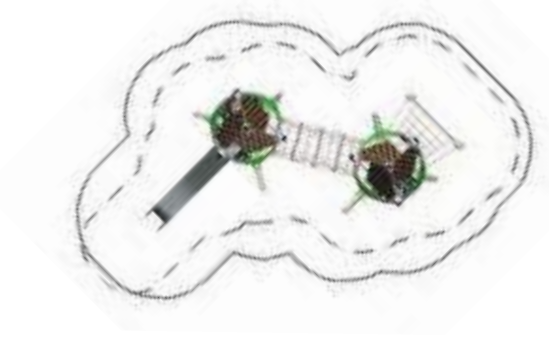
156



Combi.102		
90.293.102		
 (m) ('-")	7,5 x 6,0 x 3,2 24-5 x 19-6 x 10-4	
 EN 1176 (m) ASTM/CSA (m) ASTM/CSA ('-")	11,0 x 8, 5 11,1 x 9,6 36-5 x 31-6	
 EN 1176 (m) ASTM/CSA ('-")	0,99 3-3	
	5	



These Trii combinations set the hearts of tiny tots racing. The Triis can be linked to each other via a bridge.



Berlin, Germany





Trii1.01
90.292.100.1

	(m) (“-“)	2,4 x 2,8 x 3,1 8-0 x 9-4 x 10-4
	EN 1176 (m) ASTM/CSA(m) ASTM/CSA (“-“)	4,9 x 4,9 6,1 x 6,5 20 x 21-4
	EN 1176 (m) ASTM/CSA (“-“)	0,99 3-3
		5

Tree House Trii1 with a 1 m platform and a ladder for access.

Medebach, Germany



Trii3.03
90.292.300.3

	(m) (“-“)	5,0 x 10,9 x 5,2 16-5 x 35-8 x 16-11
	EN 1176 (m) ASTM/CSA(m) ASTM/CSA (“-“)	7,8 x 14,4 8,8 x 15,2 28-10 x 49-8
	EN 1176 (m) ASTM/CSA (“-“)	2,99 9-10
		5

The platform of Trii3.03 rises 3 m above ground level. Children can pick up real speed going down the slide. The Trii in the picture has been combined with other products. More about this can be found in CombiNation on page 289.

Berlin, Germany



Trii2.08
90.292.200.8

	(m) (“-“)	4,2 x 8,3 x 4,2 13-9 x 27-1 x 13-7
	EN 1176 (m) ASTM/CSA(m) ASTM/CSA (“-“)	7,2 x 11,8 7,9 x 12,3 25-9 x 40-1
	EN 1176 (m) ASTM/CSA (“-“)	1,99 6-7
		5

Trii2 boasts an over 2 m high platform. Climbing Trii2.08 may prove a challenge, but this is more than made up for by the subsequent descent via a slide or sliding pole.







Isernhagen, Germany



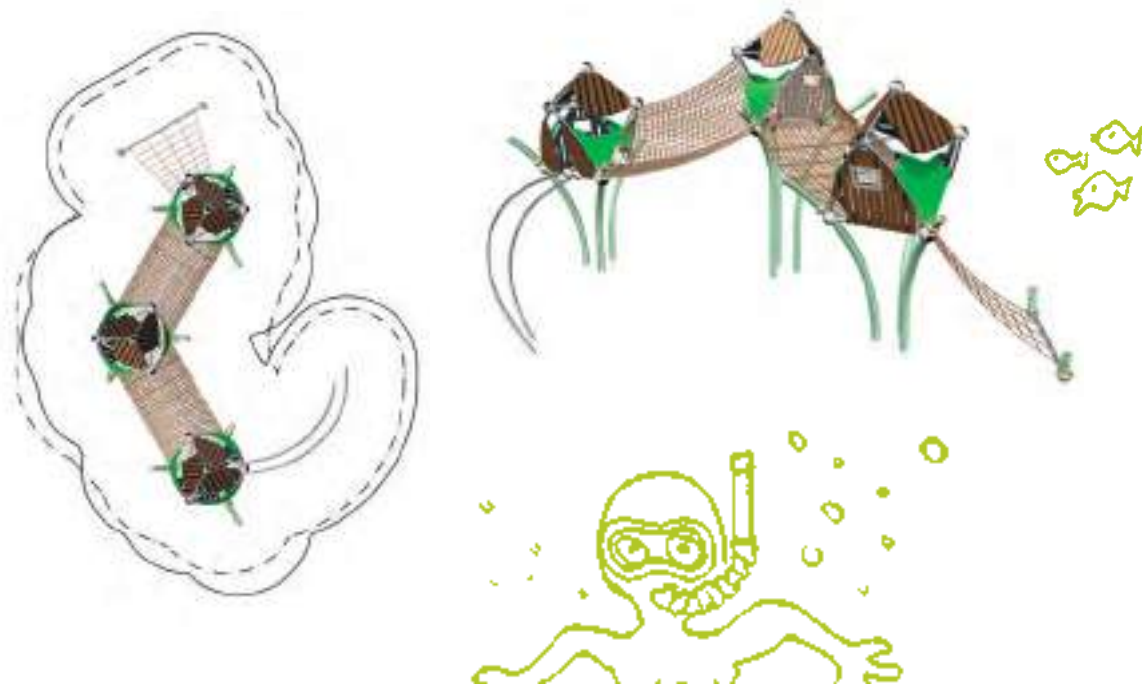


Combi.039

90.293.039

	(m) (")	6,8 x 11,3 x 5,2 22-3 x 36-10 x 16-11
	EN 1176 (m) ASTM/CSA (m) ASTM/CSA ("")	10,3 x 14,0 10,5 x 14,9 34-3 x 48-10
	EN 1176 (m) ASTM/CSA ("")	2,99 9-10
		5





A Trii3 and two Trii2's connected by two tunnels. One Trii2 has an access net and the other a curved banister.



Copenhagen, Denmark

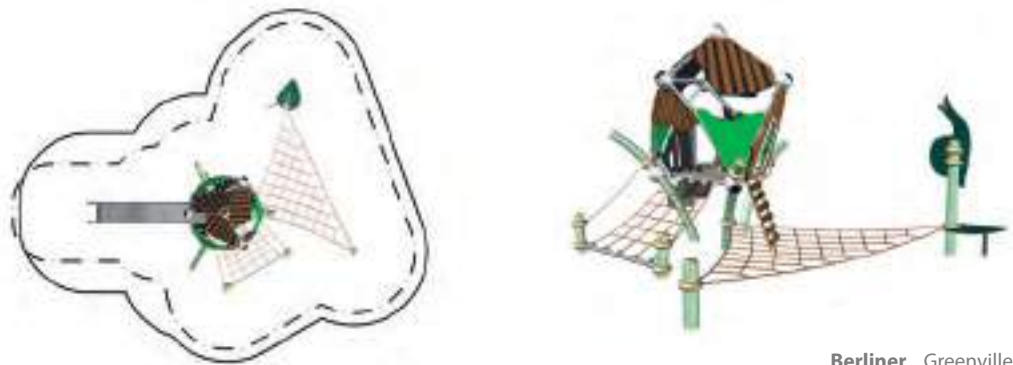
Combi.061

90.293.061

	(m) (")	5,7 x 7,2 x 3,2 18-5 x 23-5 x 10-4
	EN 1176 (m) ASTM/CSA (m) ASTM/CSA ("")	8,7 x 10,7 9,3 x 10,8 30-5 x 35-5
	EN 1176 (m) ASTM/CSA ("")	0,99 3-3
		5



This small Trii-Combi is particularly charming. In addition to the ladder and slide, a climbing net leads to a mud table, which appeals in particular to a playground's youngest users.






San Diego, USA

Combi.362

90.293.362

	(m) 4,3 x 8,1 x 3,2
	('-") 13-11 x 26-4 x 10-4
	EN 1176 (m) 6,8 x 11,5
	ASTM/CSA (m) 7,9 x 11,8
	ASTM/CSA ('-") 25-11 x 38-5
	EN 1176 (m) 0,99
	ASTM/CSA ('-") 3-3
	5

A ramp from the boundary wall offers direct climbing access to this Greenville Combi, composed of two Trii1s and net tunnels. This ensures the play equipment blends perfectly into its surroundings, offering small children in particular ample room for independent play. As well as this, rope ladders, an access net and a slide offer enticing challenges for the little ones.



Individual embedding of the Play Equipment into the existing Environment possible.



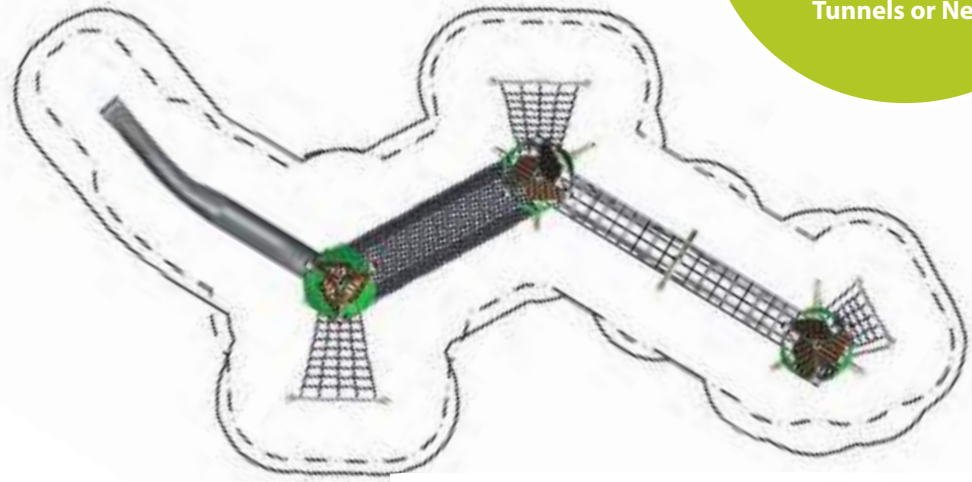
Brisbane, Australien

Combi.207

90.293.207

	(m) 11,5 x 12,3 x 5,2
	('-") 37-7 x 69-10 x 16-11
	EN 1176 (m) 14,5 x 24,8
	ASTM/CSA (m) 15,1 x 25,6
	ASTM/CSA ('-") 49-7 x 83-9
	EN 1176 (m) 2,99
	ASTM/CSA ('-") 9-11
	5

A new highlight for families in Brisbane is Roma Street Park's adventure playground. Berliner Seilfabrik supplied the play equipment, which perfectly complements the park's natural topography, stretching across its crater-like valley on varying levels. At its centre stands a combination of three tree houses from the Trii range. Erected at different heights, these are interconnected via bridges and a net tunnel, which enables them to be accessed one after another, in seamless succession. This poses quite a challenge, providing excitement for older children using the playground too. The valley can be accessed via a slide, a climbing net or a climbing rope. The CombiNation is rounded off with a jungle bridge and a nest-swing called Bowl Swing.



Thanks to the modular System, local Height Differences can be integrated into the Playground Landscape by Bridges, Tunnels or Nets.



Melbourne, Australien

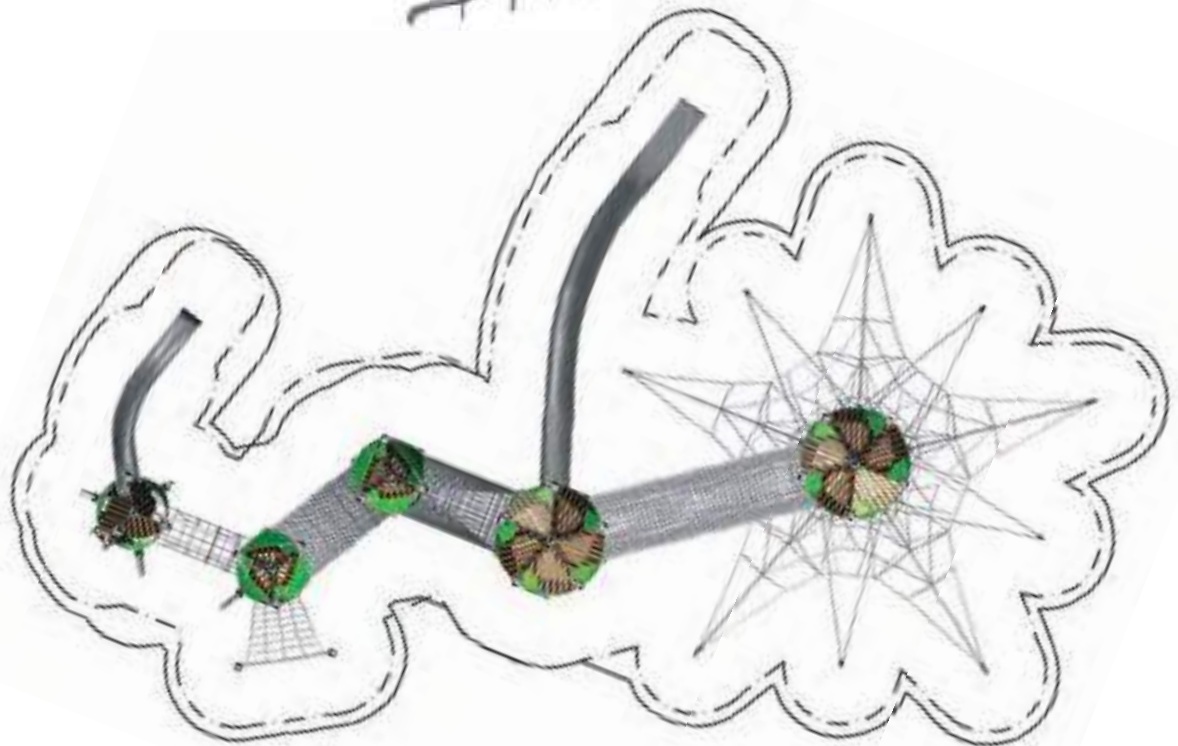
Combi.270

90.293.270

	(m) ("'-")	24,2 x 18,5 x 7,7 79-2 x 60-6 x 25-1
	EN 1176 (m) ASTM/CSA (m) ASTM/CSA ("'-")	27,1 x 22,0 27,8 x 22,7 91-2 x 74-6
	EN 1176 (m) ASTM/CSA ("'-")	2,99 9-10
		5



Tower 5
63



Combi.479

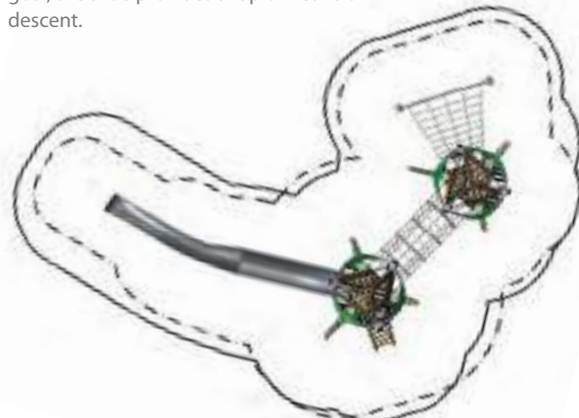
90.293.479

	(m) ("'-")	10,4 x 7,8 x 5,2 33-11 x 25-7 x 16-11
	EN 1176 (m) ASTM/CSA (m) ASTM/CSA ("'-")	14,2 x 11,3 14,6 x 11,5 47-11 x 37-8
	EN 1176 (m) ASTM/CSA ("'-")	2,99 9-10
		5



Cologne, Germany

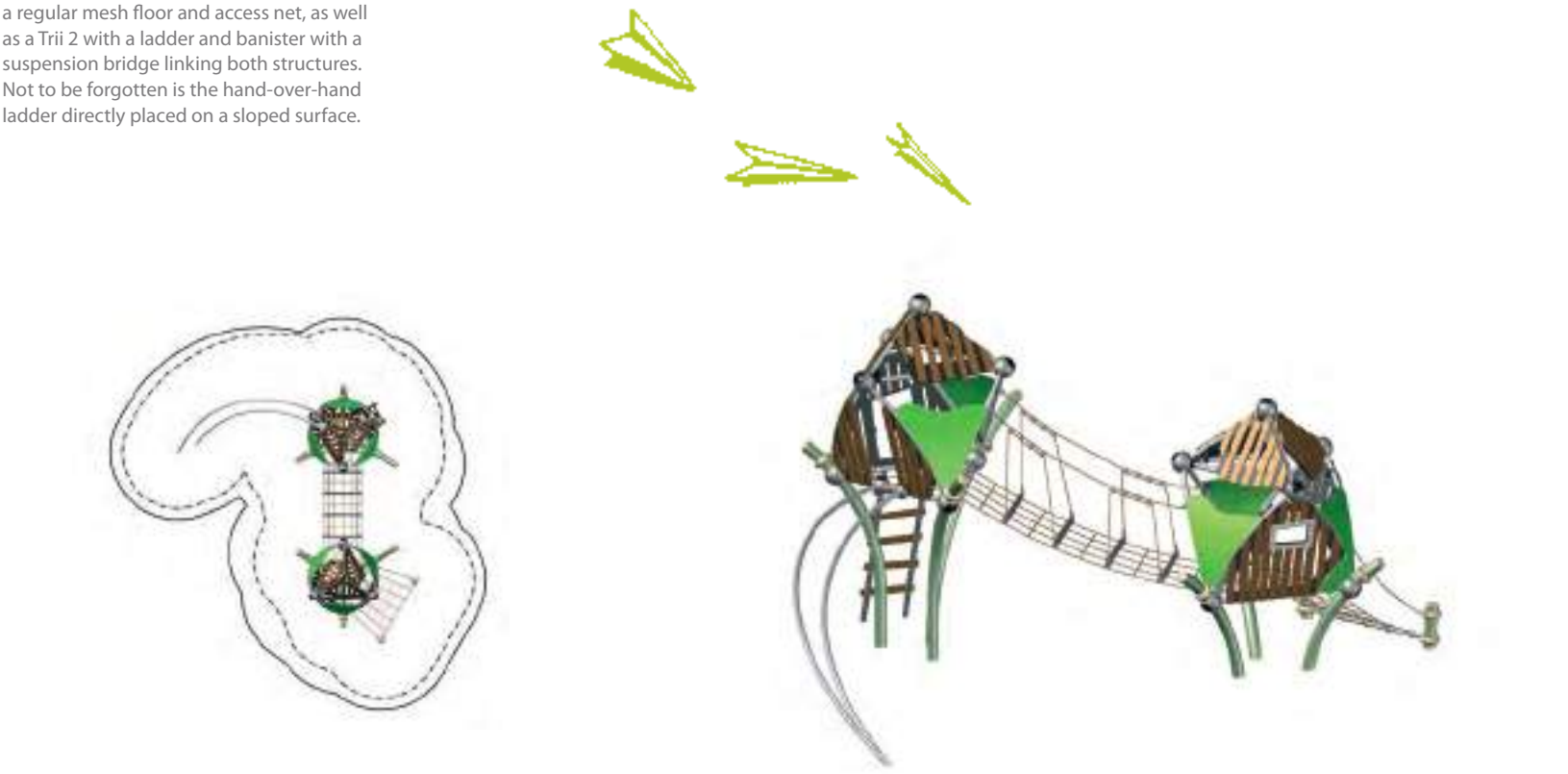
This Greenville Combi offers everything a child could ever wish for! A climbing net leads directly up into tree house Trii2. From there, those wanting to reach the even higher Trii3 must first cross the exciting transition bridge. Having reached their goal, the slide provides a rapid means of descent.





This Trii Combination consists of a Trii 1 with a regular mesh floor and access net, as well as a Trii 2 with a ladder and banister with a suspension bridge linking both structures. Not to be forgotten is the hand-over-hand ladder directly placed on a sloped surface.

Hillside Park, USA




Combi.307

90.293.307

	(m) ('")	6,2 x 8,4 x 4,2 20-1 x 27-5 x 13-7
	EN 1176 (m) ASTM/CSA (m) ASTM/CSA ('")	9,2 x 11,3 9,8 x 11,9 32-2 x 38-11
	EN 1176 (m) ASTM/CSA ('")	1,99 6-7
		5

This combination of two Trii2 tree houses, linked by a rope tunnel, can be climbed via a ladder or a rope ladder. The tunnel slide provides a perfect descent.



Central Falls, USA



Rock'n'Trii

90.292.301.0

	(m) ('")	2,0 x 2,2 x 5,1 6-4 x 7,2 x 16-9
	EN 1176 (m) ASTM/CSA (m) ASTM/CSA ('")	6,7 x 6,9 6,1 x 6,5 20-0 x 21-4
	EN 1176 (m) ASTM/CSA ('")	2,99 9-10
		5

Our playhouse on the edge of the cliff. Will you manage to climb up?





Breathing new Life into the Neighbourhood



The Giesenberg play area in Wichlinghausen, a district of Wuppertal in Germany, has been given a complete overhaul. Wichlinghausen is known as a deprived area. The newly designed area should inject new life into the district. The new design is part of the "Social City of Oberbarmen/Wichlinghausen" programme. Better paths, more sun and new play equipment will make it a success.

The landscape architect responsible for redesigning the area is Mattis Ricken. Ricken works for the city of Wuppertal and has been supervising the project from the very beginning. Mattis Ricken states: "The area itself has actually had a play park for many years. This was last refurbished in the eighties.

Before building work began on the Nordbahntrasse though, the play area was set in a dark corner; it was also heavily overgrown and not considered very safe. Because of its shady location and vandalism, the play equipment was in very poor condition. As a result, children very rarely played here. The roots had destroyed parts of the paths and the foliage allowed very little light onto the play area. The wooden play equipment was most affected by this. It all had to be removed. The area also has an old piece of climbing equipment made by Berliner Seilfabrik, which has been given a new net as part of the development."

Combi.077

90.293.077

(m) 26,0 x 15,1 x 5,2
(") 85-2 x 49-7 x 16-11

EN 1176 (m) 29,5 x 18,1
ASTM/CSA(m) 30,9 x 19,3
ASTM/CSA(") 101-1 x 63-2

EN 1176 (m) 2,99
ASTM/CSA(") 9-10

5




The work on the Nordbahntrasse was the trigger for giving the play area a new chance again. But it was clear that a few changes would have to be made to the area for this to happen. Before building work began, all the shrub undergrowth was therefore cut back and a few trees removed to allow light into the area. Now the play area is bright and visible and has a much friendlier look. The Nordbahntrasse is used by families at the weekend to escape the busy traffic and enjoy walks and cycle rides. Now it's really exciting for the little ones to be able to make a stop at the Giesenberg play area.

The play area was built between May and September 2015. Eighty percent of the cost was covered by the federal and state governments.

"The topographical location of the play area was very challenging in the planning phase", explains Ricken enthusiastically. Because of its position on a slope, there were only a few flat areas available. The one large, level surface is now taken over by the playing field made from artificial turf. The large slope has a vertical distance of over 15 m. This was to be used as an opportunity to install a special piece of play equipment. Initially there was already a wooden tower here with a slide that led down into the valley. But the new play equipment needed to offer more: interesting climbing options, stay value, an open net bridge with a possibility to look across the whole play area, and of course, the play equipment itself had to be a design feature. The new play equipment is a real hit and has been very well received by the children. Even at the official opening, well over thirty children were rushing about the equipment at the same time, wanting to climb and slide."

Marcus Vellmanns, employee at Berliner Seilfabrik says: "Originally, the old slide was going to be reused. Joining it to our new equipment wouldn't have been a problem. Our colleagues from the technology department have individual solutions for every play area. Unfortunately, however, the TÜV did not approve this. The slide itself no longer complied with today's standards." New slope and guard rails had to be fitted. Now, instead of connecting steps, there is a ramp in place. This means the nearby cycle and footpaths are easily accessible to both pedestrians with buggies and to cyclists – without steps. Landscape architect Ricken explains: "The play equipment is even visible from far away, inviting children to climb and speed down the slide into the valley. The children from the neighbouring school also really enjoy spending their break times in the play area again now."



Wuppertal, Germany

"The new play equipment is a real hit and has been very well received by the children."

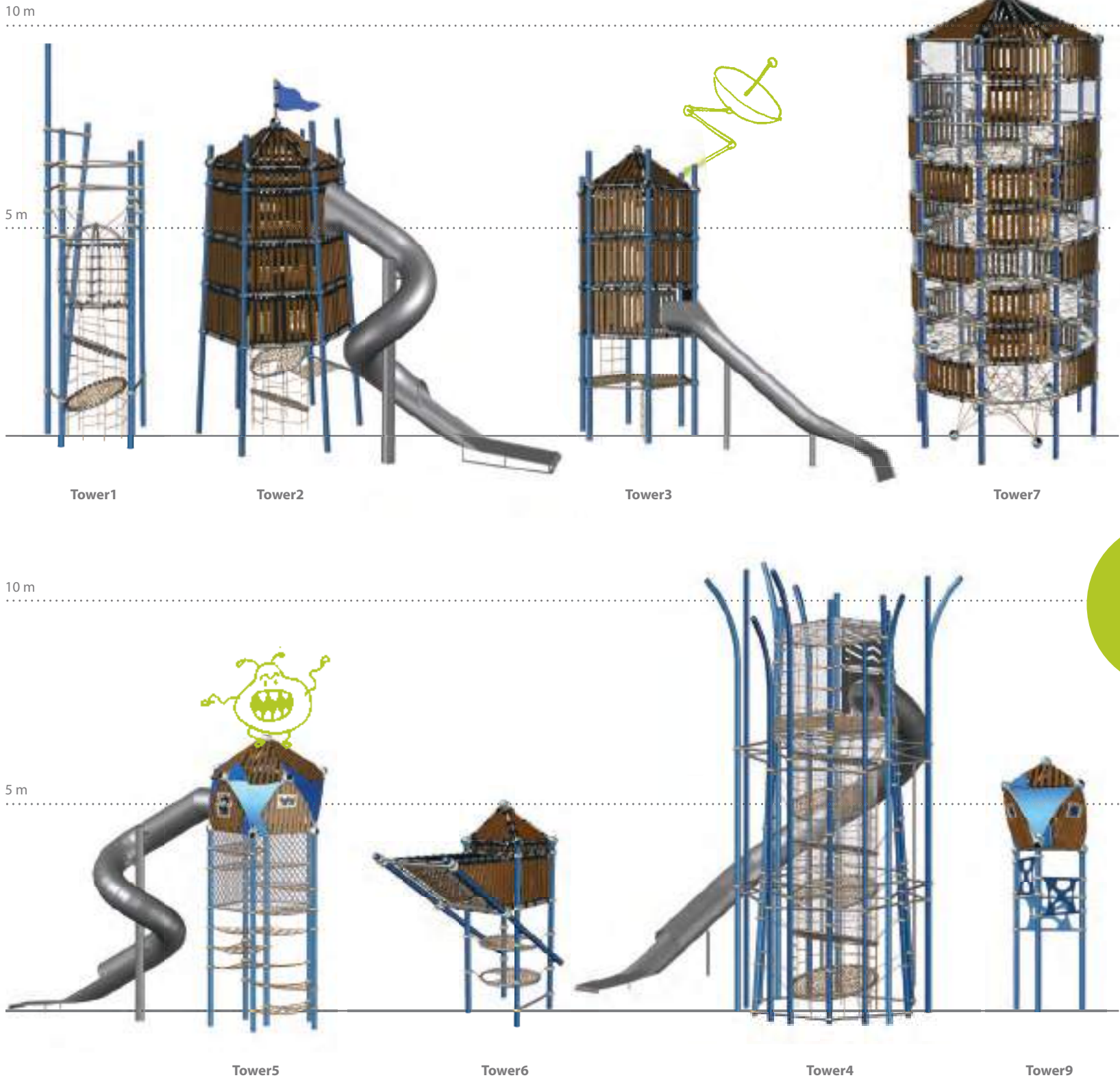


Think Big: Towers



Further development of the Greenville Rope play houses and tree houses has created new opportunities in the design of playgrounds and the utilization of space, while blending in with the natural surroundings. The Towers provide the answer to three key playground requirements. First, their height ensures that maximum play volume can be created in a smaller

play space, as is shown in the Greenville Style series, with tall towers constructed in diverse designs. Second, the Towers can be combined in endless configurations through the use of exciting connecting elements. And third, significant height differentials can also be compensated for because of the flexible nature of the bridges and tunnels.





Chess-board Bridge



Rubber Bridge



Liana Bridge



Rung Bridge



Layaway Walk



Liana Tunnel



Rope Tunnel

Combine our Towers with numerous exciting Bridges and Tunnels 201



Tower2

90.295.002

	(m)	5,7 x 8,4 x 8,7
	('"-")	18-7 x 27-4 x 28-4


A castle turret? A secret rocket launch pad? A child's imagination can be boundless. The mighty tower erected on angled posts can only be breached via a combination of plate-shaped nets and net matting. The 5 m long tunnel slide promises to be a highlight of every playground visit.



Medebach, Germany

Tower3

90.295.003


	(m)	5,4 x 8,2 x 7,3
	('"-")	17-8 x 26-10 x 23-10

The vertical tower is visible from quite some distance. But what's concealed behind its bamboo panels? Climbing nets rise up four levels to the apex. A slide on the second level offers an exit route.



Tower5

90.295.005


	(m)	9,0 x 3,5 x 7,5
	('"-")	29-5 -11-4 x 24-4

Climbing up inside this special tower is exciting: leading up into the spacious playhouse at the top are ropes and nets arranged like a winding witch's staircase.



Tower9

90.295.009



	(m)	2,0 x 2,2 x 6,2
	('"-")	6-7 x 7-2 x 20-2

Vertical posts hold the tree house aloft 4 m above ground level. Getting to the top could not have been easy. Offering good views, the little house is also somewhere to take a quick breather.



Tower1

90.295.001



	(m)	3,3 x 2,9 x 9,5
	('")	9-5 x 10-7 x 31-0

The ascent into the net sphere is via several tilted rings of netting. The almost 7,5 m high tower offers ample space to relax in and, for role-playing children, can become either a retreat, command centre or bird's nest.



Tower6

90.295.006

	(m)	4,5 x 2,2 x 5,4
	('")	14-7 x 7-0 x 17-7



This mysterious tower can be climbed via plate-shaped nets. 4 m above ground level, an angled reclining surface invites visitors to relax and also offers commanding views over the valleys below.



144

Tower7

90.295.007

	(m)	4,8 x 4,8 x 10,8
	('")	15-7 x 15-7 x 35-6

Courage, concentration and ambition are all required. At over 145 m³, the climbing web inside this tower offers maximum play volume in a smaller surface area, boasting multiple play options that only a climbing web can offer.



Tower4

90.295.004

	(m)	10,1 x 9,3 x 11,3
	('")	24-0 x 30-4 x 36-11

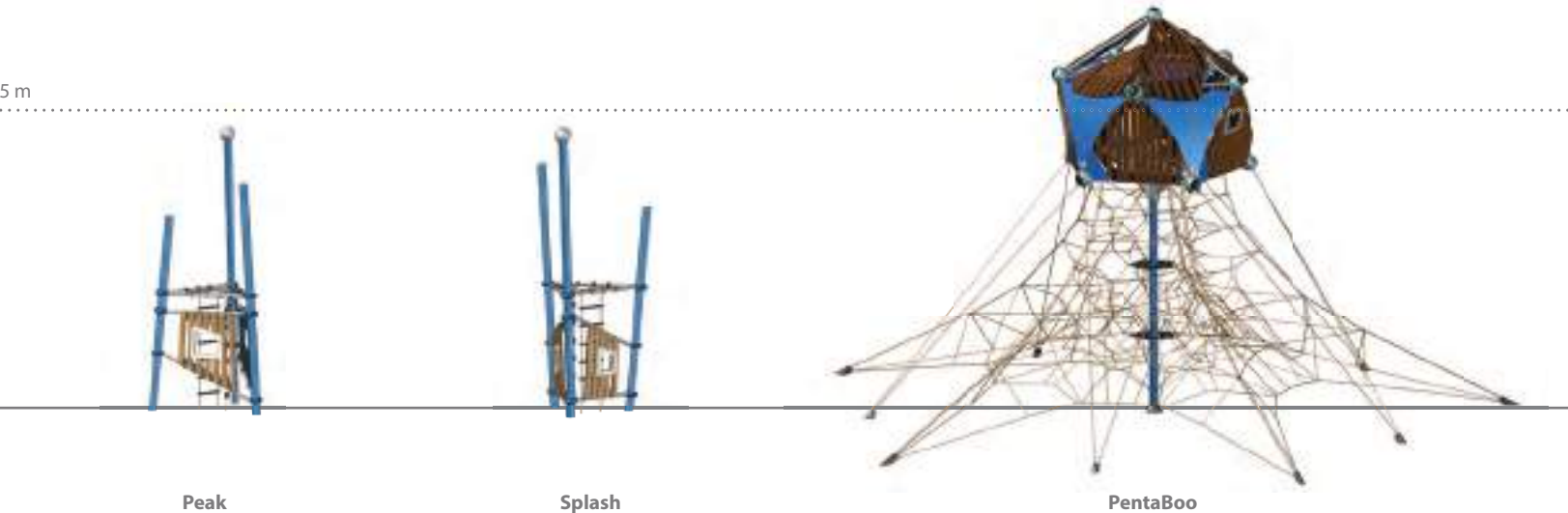
What looks confusing from the outside is structured on the inside. Level after level must be climbed to reach the top of this mystical tower. "Descent" is via the precipitous tunnel slide that winds half way around the tower. The tower is enclosed by safety netting that is virtually transparent, granting children maximum safety while accompanying adults are able to see clearly what's happening inside.



Hide and enjoy Sociability: Rope Play Houses and More

The space net as a play component is the perfect base for a structure on a playground to climb in. Climbing in a three-dimensional net is a challenge and stimulates 3D thinking and the psychomotor skills of children. Three-dimensional nets in an outer frame also offer numerous combination capabilities and thus outerframe structures are used to build a huge

combination from the start or keep adding to it step by step. The Greenville structures even become better by adding the bamboo panels to give them the resemblance of a classic play house in nature, while still being more valuable with a three-dimensional net for climbing and the space for recess like a playhouse.



PentaBoo M
91.200.022

	(m) ('-")	10,5 x 10,0 x 6,2 34-4 x 32-8 x 20-4
	EN 1176 (m) ASTM/CSA(m) ASTM/CSA ('-")	13,0 x 13,5 13,7 x 14,2 44-9 x 46-5
	EN 1176 (m) ASTM/CSA ('-")	0,92 6-0
		5

With this Boo play house up in the air, who wouldn't want to climb to the top? To accommodate the bamboo covered lookout, the Pentagode's (p.161) tensioning system has been modified and guy ropes added.



Berlin, Germany



**Pentagode
Central Mast
Structures
158**

Expansion Possibilities

It goes without saying that all our central masts make ideal stand-alone play structures – but if space permits, why not expand? With almost any combination possible, simply get in touch to discuss the possibilities. You can let your imagination run wild or receive our advice on how each of our product

structures can be combined. How about a low rope landscape crowned by a central mast play structure? Or a Pentagode topped by one of our bamboo-panelled Greenville play houses? The following pages illustrate a number of exciting possibilities.





The magical Cloverleaf Ring

Max is so bored that boredom is too soft of a term for it. It's rather a black hole that is absorbing Max's good mood, like what a straw does with Max's fizzy drink. He stands at the playground with neither fizzy drink nor anyone to play with. And exactly because of that Max grunts: "I am bored!"

"Why?", it creaks from Max's left side. But there is no one there on Max's left side.

"Because there is nothing going on here", answers Max regardless.

"Really nothing?", is the reply.

"That's what I said", grumbles Max, his bad mood making him be rude even to what cannot be seen. Max is done with the conversation. He's about to leave. But in the middle of his turn around, Max spots something green in the door of the Rope play house. It looks a little like a wingless dwarf dragon. Or a bald, green dumpling. Or a poorly dressed caterpillar. And it smiles from one ear to another.

"Harvey", it says.

"Huh?", asks Max.

"-vey!", nods the greeny, "that's my name. And this here ...", tapping the play structure, "...is your world."



More Facts
about the
Cloverleaf
Ring
342

"What am I supposed to play with?"





Uranus' Blockheads

"Come inside! Who do you wanna be?" chuckles Harvey. Max doesn't have to think twice: "An Anti-Alien-Agent!" While crossing the headquarters' threshold, the earth is as good as blasted away. "About time, agent Eight-X!" calls Five-Q. The SPECIES = Special Entity Covering Interesting Extraterrestrial Scoundrels, is in an uproar. "We've got a massive problem with invaders from Uranus!", adds Twelve-D, while she tries to eliminate the picture's blurriness by adjusting the monitor. Eight-X takes a look at the aliens' image getting sharper.

"So it's Uranians. For years I've studied their behaviour. When threatened, they explode one after another – triggering a supernova!" "What do you suggest, Eight-X?", asks the young female agent Five-Q anxiously. Eight-X thinks as quickly as possible. "We lure them into our bomb shelter with Sodium Acid filled chocolate. There we're going to tease them and suck out the Uranian explosion energy!" "Splendid idea!", chuckles Five-Q with a slap on Eight-X's back. "This is going to produce power for three thousand years!" Unfortunately it turns out the Uranians, bursting with rage, transform into super difficult math assignments – surprising news even for an experienced agent such as Eight-X.

Luckily every SPECIES-Agent is as smart as nine teachers plus four fruit sellers, so that the three of them need less than 300 seconds to resolve all 27 questions.



"An Anti-Alien-Agent!"



Read more
Max & Harvey
Stories here





Berlin, Germany

Bam.01

90.270.001

	(m) 8,2 x 4,5 x 3,3
	(ft.) 26-11 x 14-7 x 10-9
	EN 1176 (m) 11,8 x 8,0
	ASTM/CSA(m) 12,1 x 8,3
	ASTM/CSA (ft.) 39-7 x 27-4
	EN 1176 (m) 2,0
	ASTM/CSA (ft.) 6-7
	5

Big Rope play house with a space net, bamboo panels, access membrane and a concave curved slide.

35



Multiple Add-on Elements

Bam

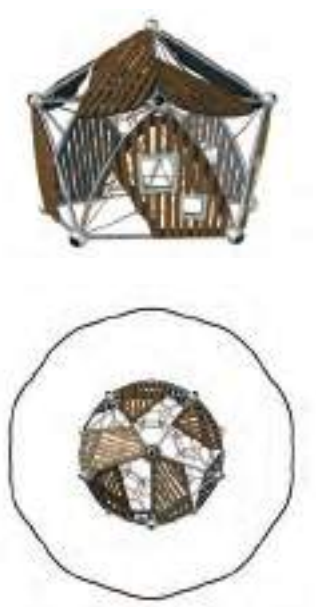
90.270.000

	(m) 4,0 x 3,8 x 3,3
	(ft.) 13-1 x 12-6 x 10-9
	EN 1176 (m) 7,7 x 7,5
	ASTM/CSA(m) 7,7 x 7,5
	ASTM/CSA (ft.) 25-1 x 24-6
	EN 1176 (m) 2,0
	ASTM/CSA (ft.) 6-7
	5

Big Rope play house with a space net and bamboo panels.



Inclusion Favourite, Details 345



Berlin, Germany

Boo

90.280.000

	(m) 3,1 x 3,0 x 2,6
	(ft.) 10-1 x 9-8 x 8-4
	EN 1176 (m) 6,1 x 6,0
	ASTM/CSA(m) 6,8 x 6,6
	ASTM/CSA (ft.) 22-1 x 21-8
	EN 1176 (m) 1,53
	ASTM/CSA (ft.) 6-0
	3

Small Rope play house with a space net, bamboo panels, access membrane and a straight box slide.

In this small Rope play house with a space net and bamboo panels. The children will experience the benefits of spatial nets and at the same time enjoy the coziness of playhouses.



Discover our new Window and climb-through Access Designs

Boo.02

90.280.002

	(m) 6,7 x 3,0 x 2,6
	(ft.) 21-10 x 9-8 x 8-4
	EN 1176 (m) 10,2 x 6,0
	ASTM/CSA(m) 10,3 x 6,6
	ASTM/CSA (ft.) 33-10 x 21-8
	EN 1176 (m) 1,53
	ASTM/CSA (ft.) 6-0
	3

Small Rope play house with a space net, bamboo panels, access membrane and a straight box slide.







Monheim, Germany



DoubleBoo

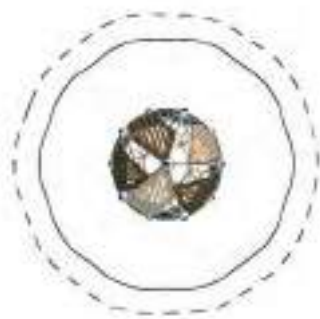
90.280.000.2

	(m) ('")	3,1 x 3,0 x 4,0 10-1 x 9-8 x 12-11
	EN 1176 (m) ASTM/CSA(m) ASTM/CSA ('")	8,0 x 7,4 6,8 x 6,6 22-1 x 21-8
	EN 1176 (m) ASTM/CSA ('")	2,94 9-8
		5

The Rope play house beckons kids 4 m up via a rope climbing web.







Bexley, UK



TripleBoo

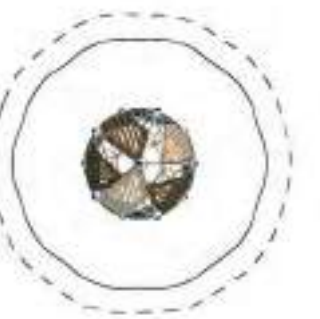
90.280.000.3

	(m) ('")	3,1 x 3,0 x 5,4 10-1 x 9-8 x 17-7
	EN 1176 (m) ASTM/CSA(m) ASTM/CSA ('")	8,0 x 7,9 6,8 x 6,6 22-1 x 21-8
	EN 1176 (m) ASTM/CSA ('")	2,94 9-8
		5

A climbing web is the ideal basis for every climbing structure. In this Rope play house the three-dimensional net is 5 m high.







Glasshouse Park, Australia



QuadroBoo.14

91.280.014

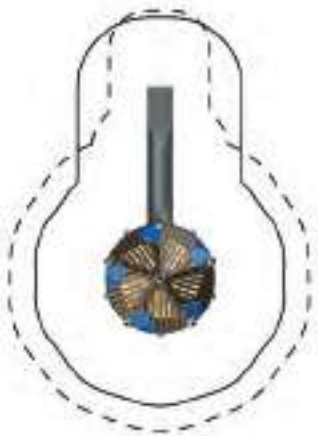
	(m) ('")	2,9 x 6,7 x 6,8 9-8 x 21-9 x 22-2
	EN 1176 (m) ASTM/CSA(m) ASTM/CSA ('")	11,1 x 7,9 10,3 x 6,6 33-9 x 21-8
	EN 1176 (m) ASTM/CSA ('")	2,94 9-8
		5

The Quadro Boo is the newest addition to our Rope play houses! After Boo, Double-Boo and TripleBoo, the QuadroBoo offers the possibility to climb up to a height of almost 7 m thanks to its three-dimensional net! The Boo family thereby reaches unimaginable heights and lets the hearts of climbing enthusiasts beat a little faster.

45







Also available as our new HDPE Fast Lane Slides 156

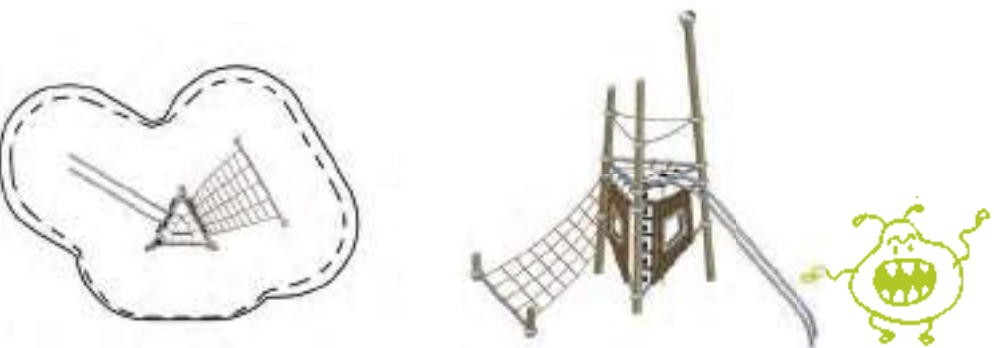


Peak.01

90.292.001





	(m) (")	5,9 x 3,0 x 4,7 19-2 x 9-10 x 15-2
	EN 1176 (m) ASTM/CSA(m) ASTM/CSA ("")	8,9 x 6,3 9,5 x 6,7 31-2 x 21-10
	EN 1176 (m) ASTM/CSA ("")	2,0 6-7
		5

Climbing tower with bamboo panels, an access net, rope ladder, climbing rope and straight banister.



Splash.01

90.291.001

	(m) (")	7,4 x 3,2 x 4,7 24-3 x 10-3 x 15-2
	EN 1176 (m) ASTM/CSA(m) ASTM/CSA ("")	10,4 x 6,4 11,1 x 6,8 36-3 x 22-3
	EN 1176 (m) ASTM/CSA ("")	2,0 6-7
		5

Lookout with bamboo panels, an access bridge, rope ladder, climbing rope and curved banister.







Dresden, Germany



Combi.06

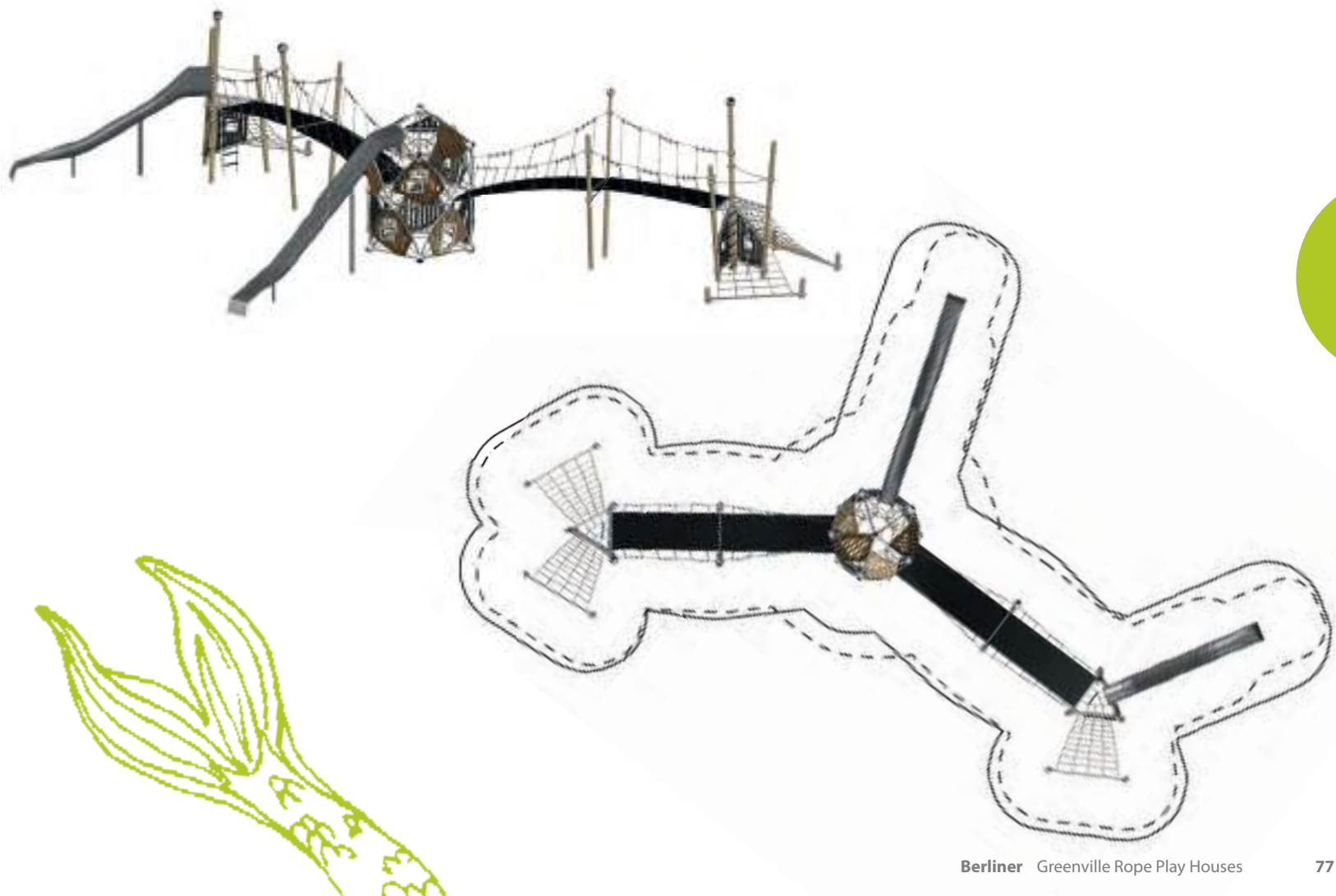
90.293.006

	(m) (")	22,2 x 15,8 x 4,6 72-8 x 51-8 x 15-2
	EN 1176 (m) ASTM/CSA(m) ASTM/CSA ("")	25,4 x 19,2 26,0 x 19,7 85-2 x 64-6
	EN 1176 (m) ASTM/CSA ("")	2,94 9-8
		5

Two-storey Rope play house Boo with a space net, bamboo panels, access membrane and concave straight slide. Two rubber bridges leading to lookouts with bamboo panels, climbing ropes, rope ladders, access nets and small concave slide.











Bexley, UK



Combi.045


90.293.045

	(m) 9,3 x 5,7 x 4,7
	(ft.) 30-4 x 18-6 x 15-2
	EN 1176 (m) 8,7 x 12,3
	ASTM/CSA (m) 9,3 x 12,9
	ASTM/CSA (ft.) 30-7 x 42-4
	EN 1176 (m) 2,4
	ASTM/CSA (ft.) 7-11
	5

A combination of Trii and Splash, linked by a rubber bridge.











Neumarkt, Germany



Combi.02


90.293.002

	(m) 17,6 x 8,0 x 4,7
	(ft.) 57-6 x 26-2 x 15-2
	EN 1176 (m) 20,6 x 11,4
	ASTM/CSA (m) 21,4 x 11,9
	ASTM/CSA (ft.) 70-0 x 39-1
	EN 1176 (m) 2,3
	ASTM/CSA (ft.) 7-4
	5

Big Rope play house with a space net, bamboo panels, access membrane and curved banister. Climbing tower with bamboo panels, access net, rope ladder, climbing rope and a straight concave slide, connected by a long rubber bridge.











Toulouse, France



Combi.03

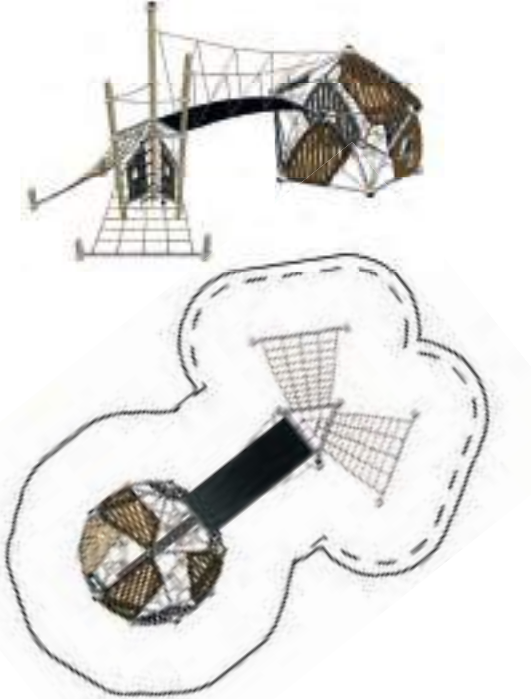
90.293.003

	(m) 9,9 x 5,7 x 4,7
	(ft.) 32-3 x 18-7 x 15-2
	EN 1176 (m) 13,2 x 8,7
	ASTM/CSA (m) 13,5 x 9,3
	ASTM/CSA (ft.) 44-3 x 30-7
	EN 1176 (m) 2,3
	ASTM/CSA (ft.) 7-4
	5

Big Rope play house with a space net and bamboo panels, a small rubber bridge leading to a lookout with bamboo panels, a climbing rope, rope ladder and two access nets.











Mexico City, Mexico



Combi.024

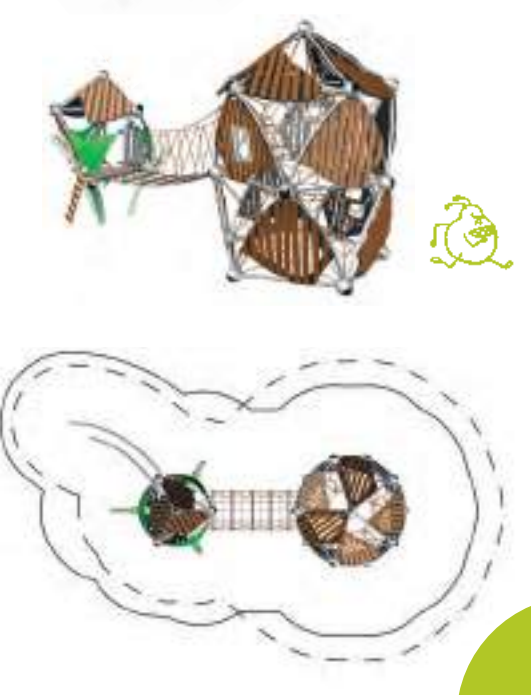
90.293.024

	(m) 3,9 x 9,0 x 4,0
	(ft.) 12-7 x 29-6 x 13-0
	EN 1176 (m) 7,9 x 13,0
	ASTM/CSA (m) 6,6 x 12,7
	ASTM/CSA (ft.) 21-8 x 41-6
	EN 1176 (m) 2,94
	ASTM/CSA (ft.) 9-8
	5

Rope play house DoubleBoo including a space net, a Trii1 with banister and ladder connected with a bridge.











Bitburg, Germany



Combi.01

90.293.001

	(m) 12,5 x 7,2 x 4,7
	(ft.) 40-9 x 23-6 x 15-2
	EN 1176 (m) 15,9 x 10,5
	ASTM/CSA (m) 16,4 x 11,0
	ASTM/CSA (ft.) 53-7 x 35-11
	EN 1176 (m) 2,0
	ASTM/CSA (ft.) 6-7
	5

Big Rope play house with a space net, bamboo panels, access membrane and concave curved slide. A lookout with bamboo panels, rope ladder, climbing rope and access bridge.



Berlin, Germany





Bombastic Bamboo!

Our panels look like wood but they are more durable and eco-logically friendly. Bamboo, nature's high tech, is what we use instead of tree wood. Botanically speaking bamboo is no tree, but belongs to the grass family. Its qualities, however, are next to none of the domestic trees. It's extremely wear resistant and durable, harder than oak for instance. Its carbon footprint is remarkable, also happily noted by environmental associations. Hardly any other plant absorbs as much carbon dioxide. Bamboo is capable of growing 1 m per day. This is more than our deciduous trees grow in a year. For our bamboo panels, extra long bamboo fibres are grouted with resin under high pressure. The warm, dark brown colour develops naturally through caramelizing in special ovens.

Our playgrounds are built for generations to come. They are sustainable because, due to using high quality materials and first-class workmanship, they last extra long. This protects the children, saves the environment, the resources and the life-cycle cost. 70% of our steel and 85% of our aluminium is made of recycled material. Our bamboo panels are more wear-resistant and durable than tree wood. Its carbon footprint is many times better. All of our production has been PVC-free for many years. All remaining materials are put back into the recycling process. Our state-of-the-art powder coating process is solvent-free. All of our products meet and exceed the regulations for lead in paint, lead in substrate and phthalates.

At Berliner Seilfabrik, we don't just think green, we work green.





Woodville

Whimsy from Wood – Strength from Steel



A repeating pattern of stylized, colorful witches flying on brooms against a black background. The witches are depicted in various poses, wearing pointed hats and long dresses, with some holding wands. The pattern is dense and covers the entire surface.



A circular inset image showing four people looking out from a window with a white frame. The window is divided into four panes, and the people are visible in each pane. The background of the window is wooden.





A circular inset image showing a close-up of yellow and green playground equipment, likely a climbing structure or slide.

The system balls made from aluminium, are a tried-and-tested connection element of Berliner. They act as an elegant connection between the steel and wooden posts. This construction method prevents the direct contact of the wood with the ground, and thereby protects the posts from rot due to moisture. Therefore, an extra post with built-in steel anchors is not needed.



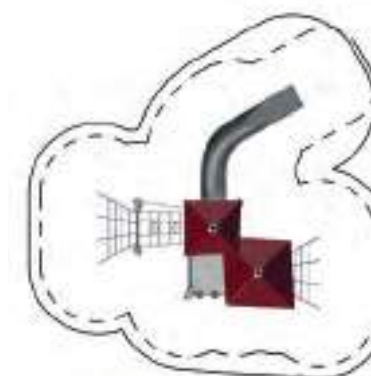
Woodville Combi.02

90.224.100.2

	(m) ('")	5,9 x 6,0 x 4,0 19-2 x 19-6 x 13-0
	EN 1176 (m) ASTM/CSA (m) ASTM/CSA ('")	9,0 x 8,9 9,6 x 9,5 31-7 x 31-2
	EN 1176 (m) ASTM/CSA ('")	1,89 6-3
		3



The Woodville Combi.02 combines two huts of different heights, which share a common support post. The larger of the two huts is equipped with a connecting mesh net, which is combined with an entry net, and thus offers an exciting challenge. The two huts are connected by a balcony which can be climbed via a rope ladder or using the rocking plate ascent.







Berlin, Germany



Woodville Combi.03

90.224.100.3





	(m) 7,7 x 9,9 x 4,0 ("'-") 25-3 x 32-5 x 13-0
	EN 1176 (m) 10,9 x 13,1 ASTM/CSA(m) 11,4 x 13,6 ASTM/CSA ("'-") 37-3 x 44-6
	EN 1176 (m) 1,89 ASTM/CSA ("'-") 6-3
	3

This is a large combination of Shack1 and Shack2. Two neighbouring huts share one post and a further hut is connected via a rope bridge. Two slides and various elements as well as different platform heights ensure a multi-faceted climbing landscape.



Woodville Combi.12

90.224.101.2

	(m) 4,2 x 7,1 x 3,0 ("'-") 13-7 x 23-3 x 9-10
	EN 1176 (m) 6,9 x 10,6 ASTM/CSA(m) 7,8 x 10,8 ASTM/CSA ("'-") 25-7 x 35-3
	EN 1176 (m) 0,93 ASTM/CSA ("'-") 3-1
	3

Thanks to its low height off the ground, which allows easy access, this Woodville Combi is ideal for small children. Various climbing features, such as the flat net, rope ladder and ramp offer various levels of climbing difficulty. The transition bridge, which encourages the little ones to both test and improve their sense of balance, is a particular highlight.














Lloret de Mar, Spain

Woodville Combi.04

90.224.100.4

	(m)	1,9 x 8,9 x 4,0
	("-")	6-3 x 29-2 x 13-0
	EN 1176 (m)	4,9 x 12,4
	ASTM/CSA(m)	5,6 x 12,6
	ASTM/CSA ("-")	18-3 x 41-3
	EN 1176 (m)	1,86
	ASTM/CSA ("-")	6-2
		3









This combination of shacks which are connected through a support post, has an entrance in the shape of a triangular balcony. A rope ladder, rocking-plate ascent, climbing rope and an access net ensure a variety of climbing options, before you swiftly slide back down the slide.



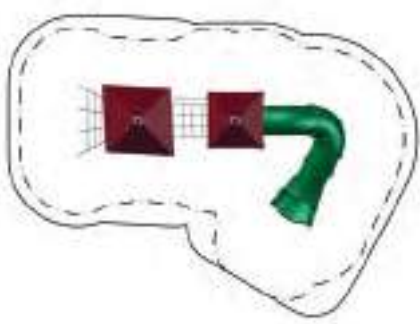
Missouri City, USA

Woodville Combi.05

90.224.100.5

	(m)	3,8 x 7,1 x 4,0
	("-")	12-4 x 23-4 x 13-0
	EN 1176 (m)	7,2 x 10,2
	ASTM/CSA(m)	8,0 x 10,9
	ASTM/CSA ("-")	26-1 x 35-6
	EN 1176 (m)	1,89
	ASTM/CSA ("-")	6-2
		3

The Woodville Combi.05 combines two shacks of different heights with a curved tunnel slide. The see-through net floors and the crossing net ensure a special climbing challenge for children.



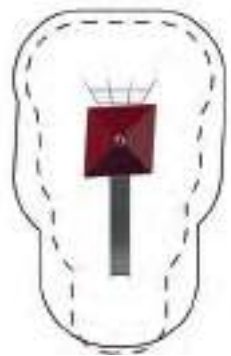


Shack1.01

90.224.010.1

	(m) ("'-")	5,3 x 2,0 x 3,8 17-2 x 6-4 x 12-3
	EN 1176 (m) ASTM/CSA(m) ASTM/CSA ("'-")	8,8 x 5,0 8,9 x 5,6 29-2 x 18-3
	EN 1176 (m) ASTM/CSA ("'-")	1,49 4-11
		3

Shack1, with a platform height of 1,5 m is the smaller of the two play huts. In this variant, the "witch's house" distinguishes itself through its high transparency. The two different entrances can be climbed into using the slanted net ascent as well as a climbing rope with rubber cylinders that function as a climbing support. A special property of Shack1 are the posts that are slanted outwards.

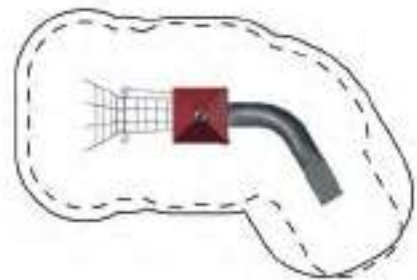


Shack2.01

90.224.020.1

	(m) ("'-")	3,4 x 6,9 x 4,0 11-0 x 22-6 x 13-0
	EN 1176 (m) ASTM/CSA(m) ASTM/CSA ("'-")	9,9 x 6,8 10,6 x 7,1 34-6 x 23-1
	EN 1176 (m) ASTM/CSA ("'-")	1,89 6-3
		3

Shack2 with its platform height of 1,9 m is the larger one of the two systems. In this variant, the posts are slanted inward. The ascent of Shack2.01 nearly reaches 2 m using the access net or the rope ladder to reach the playhouse. A curved slide sweepingly brings you back to the ground.



Available in various Colours





Add-on Components for Woodville



Access Net



Catwalk Bridge



Crossing Net



Rocking Plates



Climbing Rope



Rope Ladder


The shacks are available with different add-ons and in various combinations, as is typical with Berliner. Due to the mirrored inclination, the higher and lower houses can share a post and thereby form a combination. In doing so, you have the choice of a triangular or rectangular balcony between the huts. Choose amongst our wide palette of entry options and bridges, and build your own climbing landscape with Woodville. For example, the new rocking plates at varying heights offer a thrilling alternative to master the ascent and descent.






Spooky Rookies

Play equipment for climbing beginners!





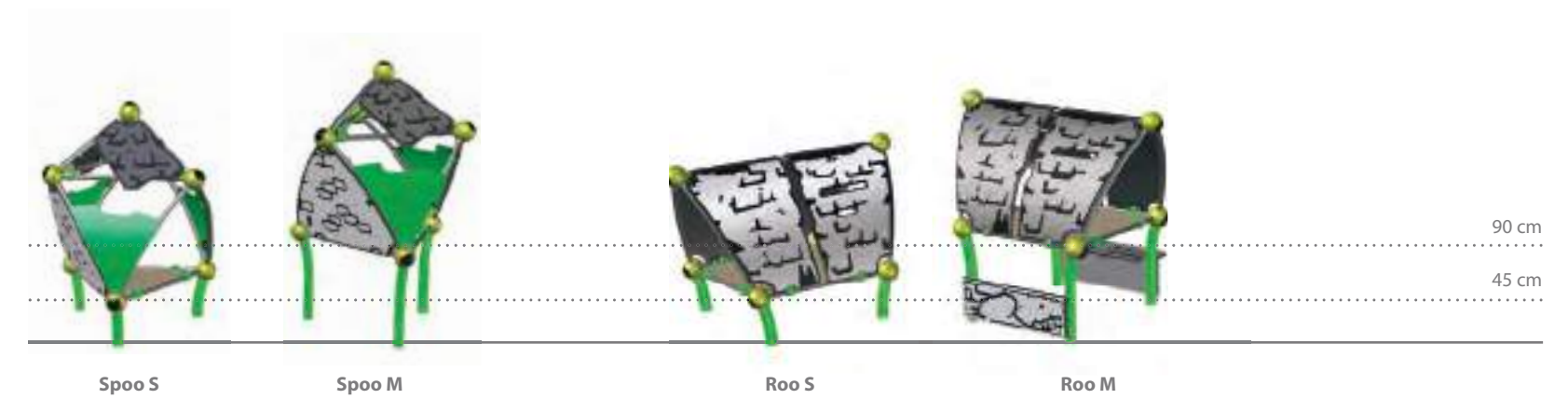
Basics

Spooky Rookies



Berliner Seilfabrik has launched a new line in play equipment, which appeals in particular to children up to the age of 3 (U3). Two cute playhouses with two different platform heights, 45 cm and 90 cm, have been released under the name of Spooky Rookies. Spoo, the smaller one of the two playhouses, is based on a triangular shape. Roo has a square floor imprint.

As usual, due to their modular system the playhouses can be connected by various elements, such as rope or rubber bridges, regardless of their height and basic shape. The little playhouses are available in 3 panel types. You can choose any combination.



Colour options

	Erwin	Green (Rope)		Fiona	Blue (Rope)
		RAL 6018 (Posts)			RAL 5017 (Posts)
		Green (HDPE-Panels)			Blue (HDPE-Panels)
		RAL DS 100 80 80 (Balls)			RAL 9010 (Balls)
	Hubert	Silver (Rope)		Gertrud	Red (Rope)
		RAL 1028 (Posts)			RAL 3004 (Posts)
		Orange (HDPE-Panels)			Yellow (HDPE-Panels)
		RAL 5021 (Balls)			RAL DS 010 40 50 (Balls)





Themes





Spoo S.01

90.295.000.1





	(m) ('")	2,0 x 2,3 x 2,2 6-6 x 7-6 x 7-2
	EN 1176 (m) ASTM/CSA(m) ASTM/CSA ('")	4,6 x 5,4 5,7 x 6,0 18-6 x 19-7
	EN 1176 (m) ASTM/CSA ('")	0,45 1-6
		3

Spooky house Spoo S with stepladder, ramp and window.



Spoo M.01

90.295.100.1

	(m) ('")	3,6 x 2,4 x 2,7 11-10 x 7-11 x 8-8
	EN 1176 (m) ASTM/CSA(m) ASTM/CSA ('")	7,2 x 5,4 7,3 x 6,1 24-0 x 20-0
	EN 1176 (m) ASTM/CSA ('")	0,9 3-0
		3

Spooky house Spoo M with slide and ramp.





Berlin, Germany


Roo M.03

90.295.600.3

 (m)
('"-") 1,9 x 4,8 x 2,1
6-3 x 15-7 x 6-10

 EN 1176 (m) 4,9 x 8,3
ASTM/CSA(m) 5,6 x 8,4
ASTM/CSA ('"-") 19-3 x 27-7

 EN 1176 (m) 0,9
ASTM/CSA ('"-") 3-0

 3


Large haunted house Roo M.03 with ramp and slide in the colour combination Erwin. Twin counters beneath the haunted house create another play area.





Roo S.01

90.295.500.1

 (m)
('"-") 1,6 x 2,6 x 1,7
5-1 x 8-7 x 5-5

 EN 1176 (m) 4,6 x 5,7
ASTM/CSA(m) 5,2 x 6,3
ASTM/CSA ('"-") 17-1 x 20-8

 EN 1176 (m) 0,45
ASTM/CSA ('"-") 1-6

 3

Spooky house Roo S with stepladder and ramp.



Roo S.01



Roo M.03




Berlin, Germany





Roo M.02

90.295.600.2

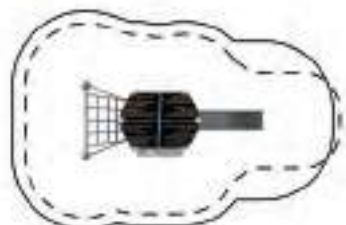
 (m)
('"-") 2,1 x 4,9 x 2,1
6-11 x 15-10 x 6-10

 EN 1176 (m) 5,1 x 8,4
ASTM/CSA(m) 5,8 x 8,5
ASTM/CSA ('"-") 18-11 x 27-10

 EN 1176 (m) 0,9
ASTM/CSA ('"-") 3-0

 3





The appeal of this small Greenville-style playhouse derives from its design and functionality. The flat climbing net with accompanying rope handrail poses an exciting challenge for beginners to the world of climbing, while the Play-Panel and mud table encourage role-play.



Bonn, Germany

SpooRoo Combi.01

90.296.001

	(m) (")	6,5 x 5,8 x 2,7 21-1 x 18-11 x 8-8
	EN 1176 (m) ASTM/CSA(m) ASTM/CSA ("")	9,8 x 8,9 10,1 x 9,5 33-1 x 31-1
	EN 1176 (m) ASTM/CSA ("")	0,9 3-0
		3

A spooky house Spoo S with a ramp and a stepladder, a spooky house Roo S with a ladder and a Spoo M with a slide, all of them connected by suspension bridges.







Mexico-City, Mexico



SpooRoo Combi.02

90.296.002

	(m) (")	1,9 x 3,3 x 2,2 6-0 x 10-9 x 7-2
	EN 1176 (m) ASTM/CSA(m) ASTM/CSA ("")	4,9 x 6,3 5,6 x 6,9 18-4 x 22-7
	EN 1176 (m) ASTM/CSA ("")	0,45 1-6
		3





A spooky house Spoo S with a ladder and a window linked directly to a spooky house Roo S with a ramp.



Dinslaken, Germany

SpooRoo Combi.03

90.296.003

	(m) (")	2,3 x 6,9 x 2,2 7-6 x 22-7 x 7-2
	EN 1176 (m) ASTM/CSA(m) ASTM/CSA ("")	5,4 x 10,5 6,0 x 10,6 19-7 x 34-8
	EN 1176 (m) ASTM/CSA ("")	0,9 3-0
		3

A spooky house Spoo S with a ramp and a stepladder and a spooky house Roo M with a slide connected by a suspension bridge.





Great Fun for Small Children

Early motor and psychomotor development is important for later life. With this in mind, it's important to nurture and challenge children from the earliest age. Berliner Seilfabrik has launched a new line of play equipment suitable for the age group of two to five. These small playhouses, called Spooky Rookies, have been customised for their needs. A multitude of products from Berliner's other product groups also offer nursery children a lot of fun as well as many opportunities to develop.

It's important to create a safe and comprehensive range of play possibilities for this age group, through which they can improve their social and motor skills. Classic playground activities such as using the swing or slide are just as popular as



Bowl Swing
237



Sand Workshop
210



O'Tannenbaum 2.5
217



Boo
73



Swingo
238

"Small rope nets allow young children to gain their first experience of climbing in three dimensions."

opportunities to acquire everyday skills such as buying and selling, climbing stairs and cooking.

When it comes to a playground's functionality, it soon becomes clear from watching small children at play that the simplest play equipment is all they need to start trying things out, developing basic skills in the process. It should be possible for them to reach the top of a slide unaided before they slide down it. And if climbing, they would benefit from being able to choose from varying levels of climbing difficulty. Nets, ladders, slopes as well as steps give them a variety of choices. Closer observation shows that ascent or descent can in itself be their goal. Bridges with rubber membranes or narrow mesh netting are very popular, teaching them balance as well as helping them reach the next step of their development - whether it's standing, running, hopping or riding a bicycle. Having mastered one step of their development, children are keen to move straight on to the next challenge, further testing their balancing skills in the process. It's exciting for young children learning to walk to run up and down ramps, master narrow walkways, or walk on uneven floors. Small rope nets allow young children to gain their first experience of climbing in three dimensions. This also meets another of their needs: children aim high! They enjoy having a good view, not to mention imagining they are masters of all they survey. Up here it feels as wonderful as being in daddy's arms. And it's a place where they finally get to feel taller than their elder brother or sister.



Add-on Components for Spooky Rookies

As always, our cute “Spoo” and “Roo” playhouses can be supplied with a host of add-on components in various combinations. A number of play functions have already been incorporated – such as counters, mud table, tic-tac-toe and track the mouse.



Slide
(only Spoo M and Roo M)



Stepladder



Ramp



Window



Suspension
Bridge



Linked directly

Play panels (only Spoo M and Roo M)



Track the Mouse



Tic-Tac-Toe



Sand Play





Univers

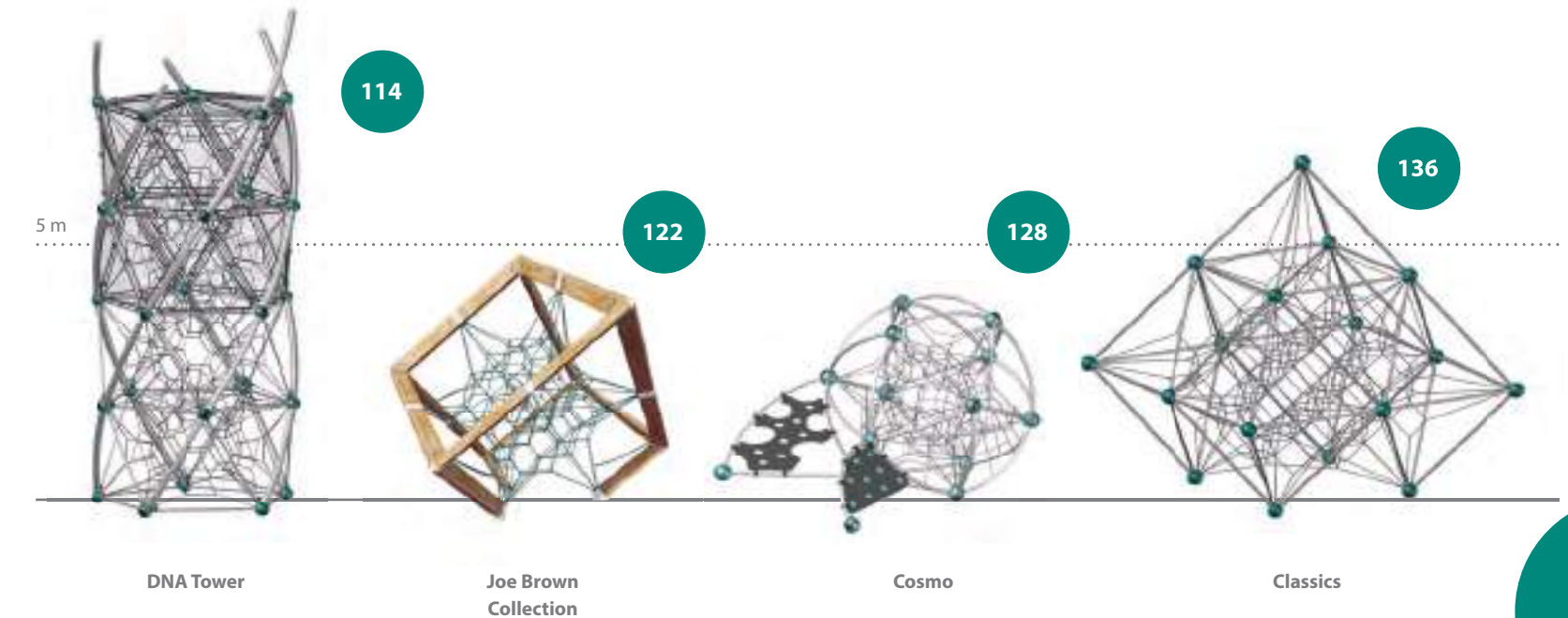
Spatial nets are classics in the world of rope playground equipment.



Basics Univers

Univers showcases see-through outer frame structures with three-dimensional nets inside. This includes classic forms like the Spaceball and Neptun, as well as the world's first spherical rope play equipment and the DNA Towers, the newest innova-

tive supplement structures of the product group. All tensioning points are provided with the patented AstemTT tensioning system. This ensures that no technical connecting elements or rope loops are located in the play area.



Numerous Combination Possibilities



Only Berliner's
Cloverleaf Ring
allows for Replacement
of single Rope Sections in
spatial Nets.





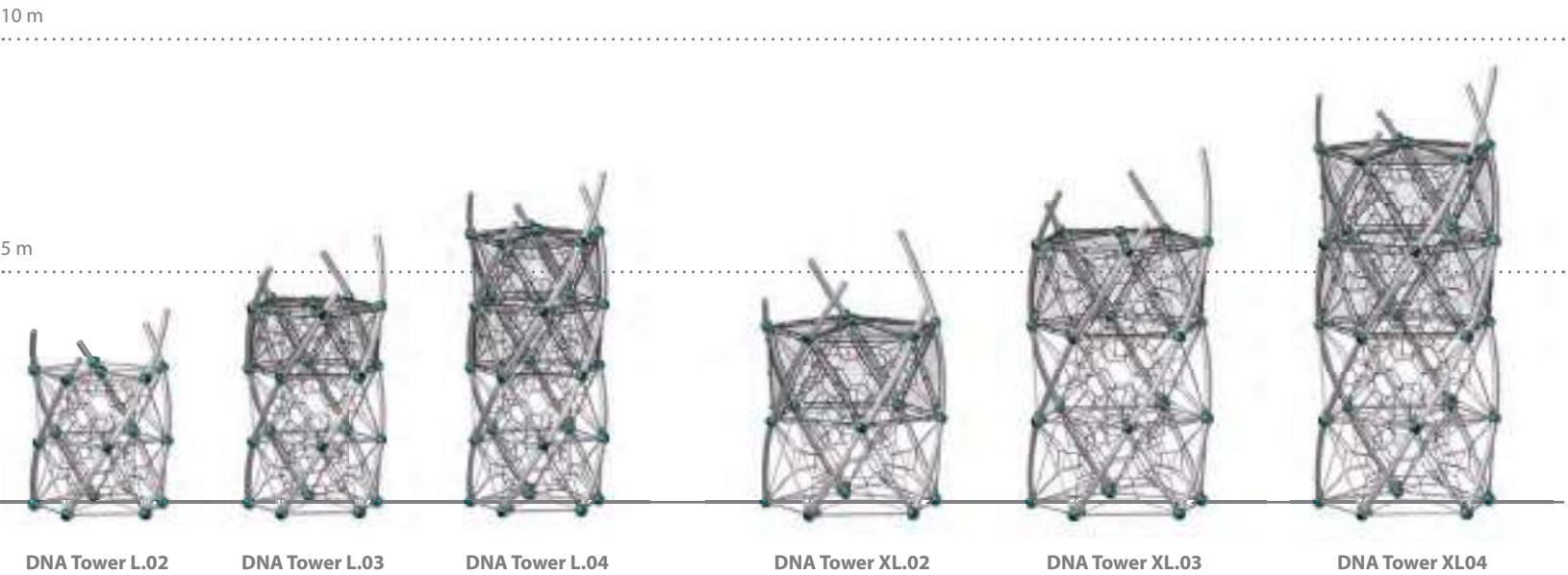
Let the Whirlpool sweep you up!

DNA Towers

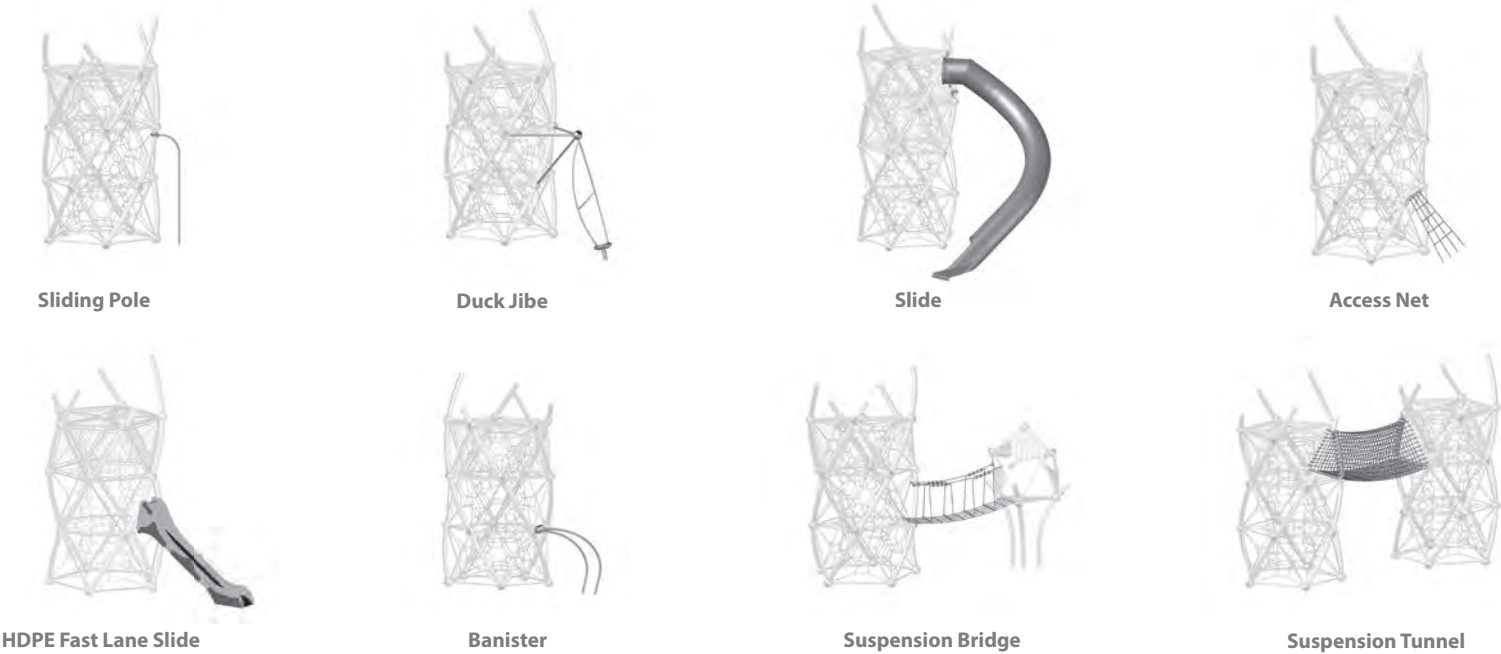


Available in different sizes, the DNA Towers consist of graceful towers containing three-dimensional climbing nets stretched inside external steel skeletons. A careful combination of curved and straight metal tubing results in a spiral resembling the structure of DNA. This impression is further enhanced by chosen co-

lour schemes, as well as the use of differing thicknesses of tubing. The DNA Towers have been deliberately designed to give an open and unencumbered feel. Depending on the height of the tower in question, narrow mesh netting provides the necessary safety. This results in a near see-through design.



DNA Add-on Components



DNA Tower L.02

90.295.012

(m) 3,1 x 3,1 x 4,4
('-") 10-1 x 10-1 x 14-4

EN 1176 (m) 8,1 x 8,1
ASTM/CSA(m) 6,8 x 6,8
ASTM/CSA ('-") 22-1 x 22-1

EN 1176 (m) 2,94
ASTM/CSA ('-") 9-8

5



Incorporating a climbing net of more than 18 m³ this smallest in the new line of climbing towers, offers considerable play volume which many children can climb about in. At the same time, thanks to the open and accessible nature of its design, it's almost see-through in appearance. Ideal for playgrounds!



DNA Tower L.03

90.295.013

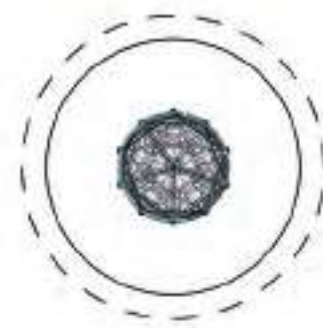
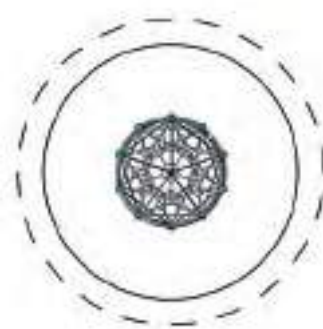
(m) 3,1 x 3,1 x 5,8
('-") 10-1 x 10-1 x 18-11

EN 1176 (m) 8,1 x 8,1
ASTM/CSA(m) 6,8 x 6,8
ASTM/CSA ('-") 22-1 x 22-1

EN 1176 (m) 2,94
ASTM/CSA ('-") 9-8

5

Children can climb up 4 m high inside this net. Whether it's fancied to be a look-out post or a rocket, not only does this three-storey rope play tower offer plenty of room for children to climb around in, it spurs their imaginations too!



DNA Tower L.04

90.295.014

(m) 3,1 x 3,1 x 7,2
('-") 10-1 x 10-1 x 23-7

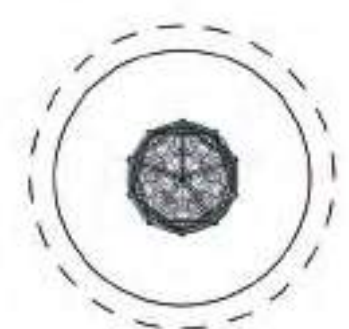
EN 1176 (m) 8,1 x 8,1
ASTM/CSA(m) 6,8 x 6,8
ASTM/CSA ('-") 22-1 x 22-1

EN 1176 (m) 2,94
ASTM/CSA ('-") 9-8

5



The highest climbing tower in the DNA family, DNA Tower.04 offers the possibility for children to climb up to 7 m into the air within the three-dimensional netting! This calls for courage, concentration and ambition in equal measure. As if all this were not enough, this graceful tower provides the maximum play volume on a small playground footprint.







New Rope Colours
Lilac & Lime



DNA Tower XL.04

90.295.026

	(m)	4,0 x 4,0 x 9,5
	("-")	13-1 x 13-1 x 30-11
	EN 1176 (m)	7,7 x 7,7
	ASTM/CSA(m)	7,7 x 7,7
	ASTM/CSA ("-")	25-1 x 25-1
	EN 1176 (m)	1,99
	ASTM/CSA ("-")	6-7
		5







DNA Tower XL.04 raises the twirling towers of the DNA family to unparalleled heights. With a diameter of 4 m and a height of 9,5 m, a sensational play space of 81,3 m³ is thereby created, offering children even more room for climbing fun within a three-dimensional net environment. The tower's uncluttered design language, together with the see-through nature of its façade, ensure that DNA Tower XL.04 compromises nothing in elegance, despite its great size.





DNA Tower XL.03

90.295.025

	(m)	4,0 x 4,0 x 7,6
	("-")	13-1 x 13-1 x 24-11
	EN 1176 (m)	7,7 x 7,7
	ASTM/CSA(m)	7,7 x 7,7
	ASTM/CSA ("-")	25-1 x 25-1
	EN 1176 (m)	1,99
	ASTM/CSA ("-")	6-7
		5







Up the spatial net goes, rising through three levels, before it reaches a height of 7,6 m off the ground. Along the way, DNA Tower XL.03's voluminous, three-dimensional net offers any number of ways for children to reach the top, as well as allowing plenty of room for them to develop their own play ideas.






DNA Combi.01

90.180.518

	(m)	3,1 x 10,4 x 7,2
	("-")	10-1 x 34-2 x 23-7
	EN 1176 (m)	8,1 x 14,3
	ASTM/CSA (m)	6,8 x 14,1
	ASTM/CSA ("-")	22-1 x 46-2
	EN 1176 (m)	2,94
	ASTM/CSA ("-")	9-8
		5



This combination of DNA Tower.03 and DNA Tower.04 features two additional components: a banister and sliding pole. A tunnel suspended 3 m above the ground connects the two climbing net towers. Altogether this combination offers a gigantic 65 m³ of climbing volume.





Joe Brown – Inventor of Rope Play Equipment

Joe Brown Collection

Joseph Brown was born in 1909 as a son of Russian immigrants in Philadelphia, United States of America. At the age of 18 he was the recipient of a football scholarship from Temple University in Philadelphia, where he studied physical education. Shortly before he was to graduate, he left university and became a professional boxer. Following an injury, Joe discovered he had a weakness for sculpture and devoted more and more time to the arts.

In 1931, Joe Brown returned to Temple University and completed his studies. Having recognized, that movement through sport and play is important for the development of young people, Joe Brown turned his attention to play equipment for the first time in 1950, examples of which he presented to the general public at the National Recreational Congress in St. Louis in 1954. He developed what he termed play communities, which drew attention both for their sculptural character and their play function.

Joe Brown is thus also regarded as a pioneer of modern play equipment culture, having been one of the very first to define play as preparation for the responsibilities of adulthood. In 1959, Joe Brown published a book called Creative Playgrounds and Recreation Centres containing the designs of his first spatial rope play equipment. He derived his play concept for rope play equipment from a classic boxing ring.

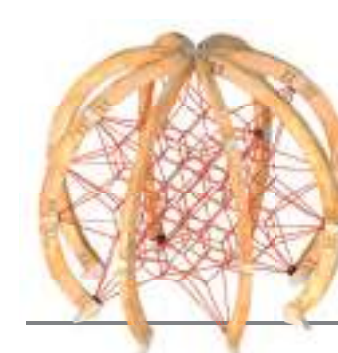
Ultimately, Joe Brown became an instructor in art and taught sculpture until his retirement in 1977. Joseph Brown passed away in 1985 in Philadelphia. In Germany, it was Conrad Lehmann who further pursued the idea of rope play equipment.

Then in the early 1970s, these designs were developed to the mass production stage using the technical expertise of the Berliner Seilfabrik.

As an acknowledgement of and homage to the pioneer of rope playing units, the Berliner Seilfabrik revealed a new playing unit in the autumn of 2014 – the “Joe Brown Collection” consisting of the worldwide first rope play unit with an outer structure made of wood.



5 m



The Globe











The Cube M



The Cube L

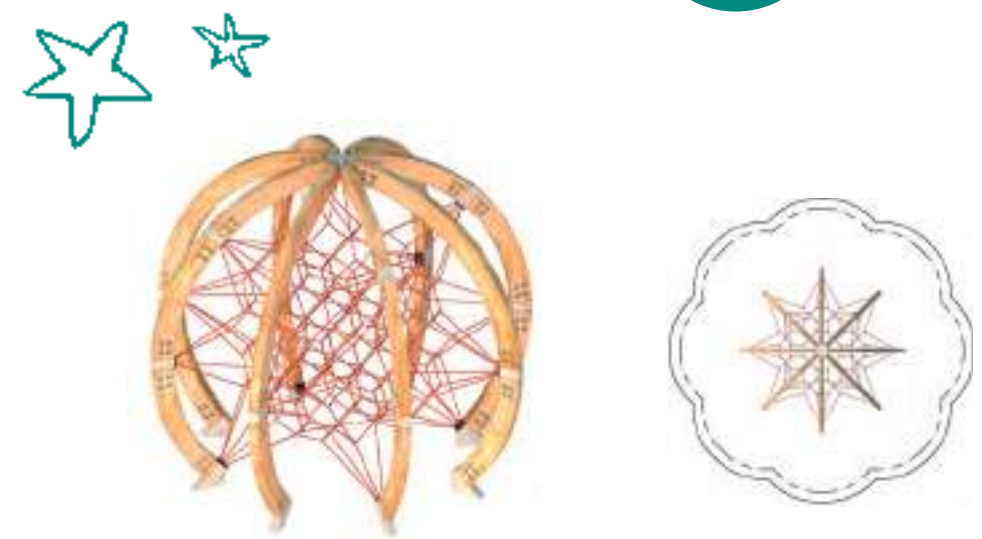


The Globe		
90.100.043.1		
 (m)	4,4 x 4,4 x 3,8	
 (ft.-in)	14-4 x 14-4 x 12-4	
 EN 1176 (m)	7,5 x 7,5	
 ASTM/CSA (m)	8,0 x 8,0	
 ASTM/CSA (ft.-in)	26-4 x 26-4	
 EN 1176 (m)	1,59	
 ASTM/CSA (ft.-in)	6-0	
	5	

**Inclusion
Favorite,
Details
345**

Denver, USA

Climbing in a three-dimensional net helps children to develop and improve their psychomotor skills. Now Berliner Seilfabrik presents the classic play idea of a three-dimensional net climber in a new housing. The outer frame of the Joe Brown Collection is made from glued laminated timber.



Romsey War Memorial Park

The nearly one hundred year old War Memorial Park in Romsey, UK has a new highlight in the form of a sculptural playground with a sensory garden. The focus is on 'The Globe' - the first rope play equipment with a wooden outer frame made by the Berliner Seilfabrik. The new playground succeeds in uniting the unique monumental atmosphere of memory with the liveliness of playing children in a common place.

The local district office was responsible for creating a playground that offered a new, previously unattainable range of exercise compared to the traditional playgrounds that already existed. At the same time, the prevailing theme of the park, "memory", should be taken into account. Visually, the playground equipment should fit as well as possible into the existing environment.









The optimal solution lay in the choice of the game device 'The Globe' from the Joe Brown Collection of the Berliner Univers series as a central design element of the playground. The exterior wooden frame, with its warm colour scheme and clear

geometric shape, fits perfectly into the natural environment of the park. In addition, the space network offers endless climbing opportunities for children and promotes their psychomotor abilities.



The Cube L

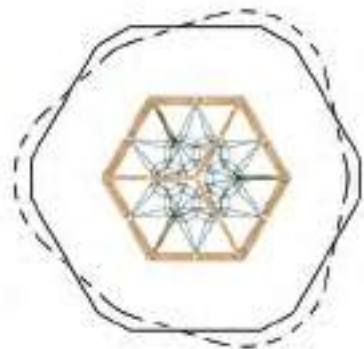
90.100.043.3

	(m)	5,1 x 4,4 x 4,5
	('"-')	16-6 x 14-4 x 14-8
	EN 1176 (m)	8,8 x 8,9
	ASTM/CSA(m)	8,7 x 8,1
	ASTM/CSA ('"-')	28-6 x 26-4
	EN 1176 (m)	2,63
	ASTM/CSA ('"-')	8-8
		5











Berlin, Germany

The new Cube L offers abundant space for climbing. There is 80% more play volume, compared to the Cube M, within the spatial net to make children happy. Like the Cube M, this structure features a combination of futuristic design and the natural material wood.




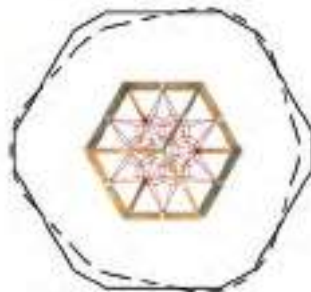
The Cube M

90.100.043.2

	(m)	4,2 x 3,7 x 3,7
	('"-')	13-8 x 11-11 x 12-2
	EN 1176 (m)	7,6 x 7,5
	ASTM/CSA(m)	7,9 x 7,3
	ASTM/CSA ('"-')	25-8 x 23-11
	EN 1176 (m)	2,17
	ASTM/CSA ('"-')	7-2
		5



“Natural” fun is also provided by the second model of the Joe Brown Collection. The Cube makes use of two classics of playground design. The rope web offers kids maximum developmental possibilities when climbing and romping about. Wood as a natural material provides warmth and blends into the natural surroundings. In addition, The Cube impresses through its futuristic design.

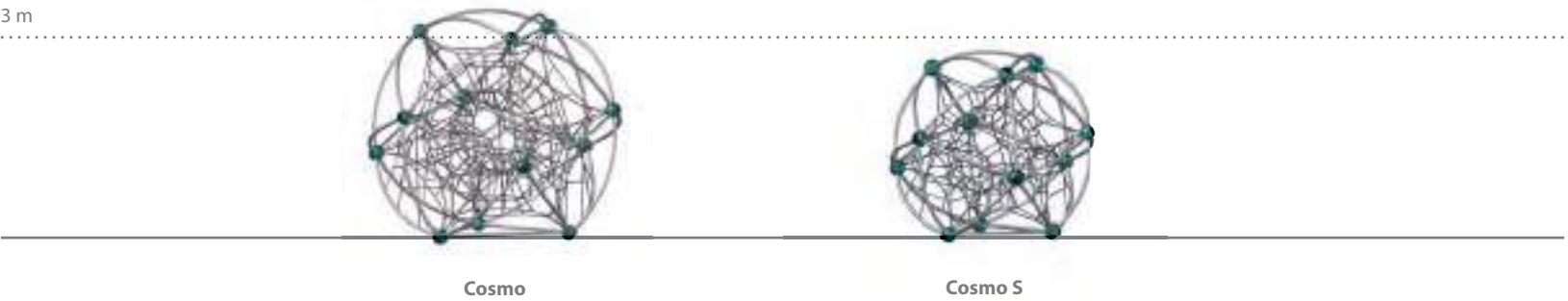




First Round Rope Play Structure: **Cosmo**

The first totally spherical rope play structure offers exciting play options. Cosmo is a whole new round of fun in play equipment. Apart from the basic system, Cosmo stands out due to its many freely selectable add-ons and diverse play activities.

For example, climbing nets and walls or the “banister” with its double curved tubes can be added all around. The curved tubes of the frame system are made of stainless steel, the connecting points of the space structure of powder coated cast aluminium.



Add-on Components for Cosmo



HDPE Wall



HDPE Ramp



Sliding Pole
(only Cosmo)



Access Net



Banister



Flubber



Duck Jibe



Net Wall



Net Ramp



Chalkboard



Curved
Tubes available
in different Colours or
in Stainless Steel.





Individual Colour Choice





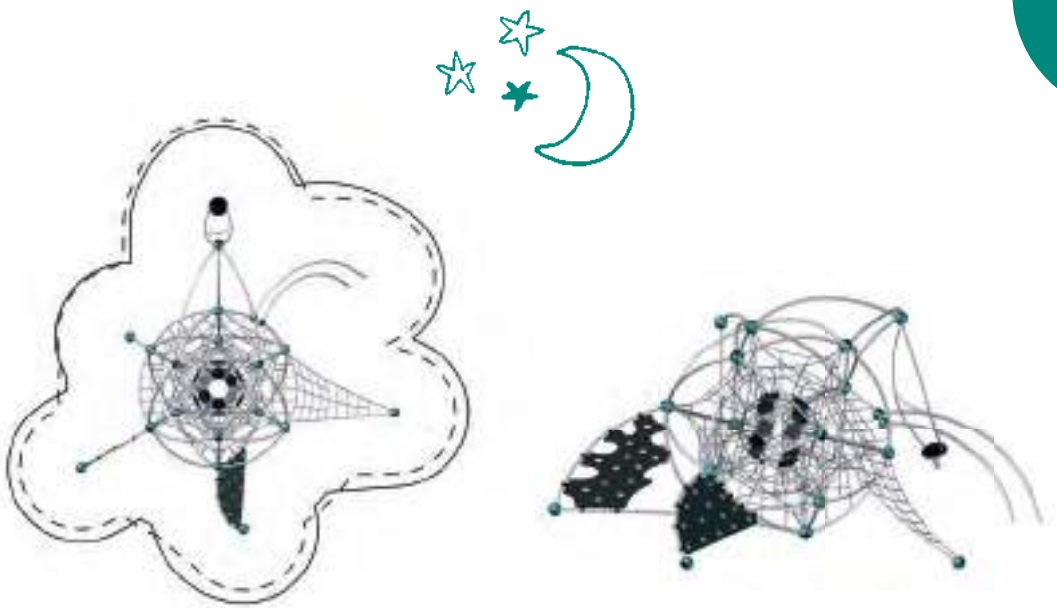
Cosmo.20

90.112.200

	(m)	8,6 x 8,9 x 3,8
	('")	28-0 x 29-3 x 12-4
	EN 1176 (m)	12,5 x 11,6
	ASTM/CSA (m)	12,2 x 12,6
	ASTM/CSA ('")	40-0 x 41-4
	EN 1176 (m)	2,3
	ASTM/CSA ('")	7-7
		5







The Cosmo with all the features! The ball formed from 12 rubber mats in the centre of the Cosmo base is an invitation to have plenty of fun! The large selection of add-ons leaves nothing to be desired.



Cosmo.39

90.112.390

	(m) ('-")	9,3 x 6,1 x 3,8 30-3 x 19-10 x 12-4
	EN 1176 (m) ASTM/CSA (m) ASTM/CSA ('-")	12,8 x 9,7 12,9 x 10,0 42-4 x 32-8
	EN 1176 (m) ASTM/CSA ('-")	2,3 7-7
		5

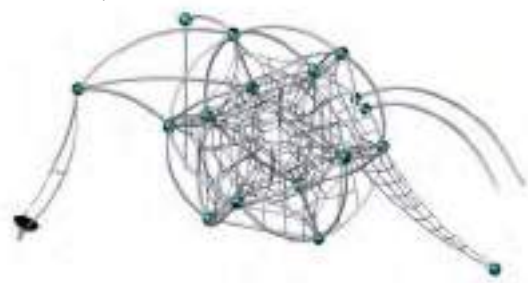
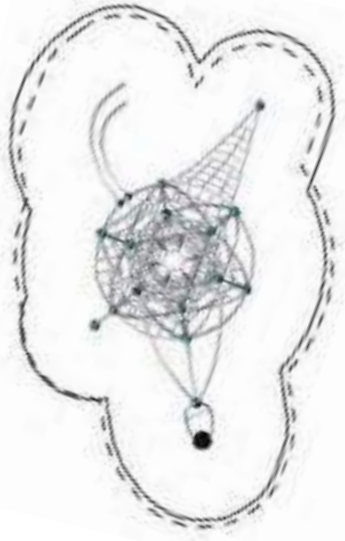
Be the world's greatest surfer, the bravest freman or most famous alpine climber. With the Cosmo.39 a great adventure is just waiting to get started.



Cosmo can be combined with a broad Range of Add-on Components.







Osnabrück, Germany



Cosmo Base

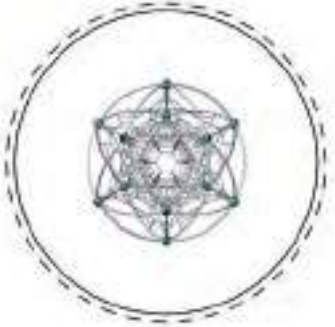
90.110.120

	(m) ('-")	4,3 x 4,4 x 3,8 13-11 x 14-3 x 12-4
	EN 1176 (m) ASTM/CSA (m) ASTM/CSA ('-")	8,5 x 8,5 8,0 x 8,0 26-3 x 26-3
	EN 1176 (m) ASTM/CSA ('-")	2,3 7-7
		5

The Cosmo basic system is eye-catching. Its organic, spherical shape combines dynamics and a cool look at the same time. But it's not only the original use of shapes that stands out. The voluminous spatial net is a climbing paradise within a three-dimensional net structure.







New York City, USA



Cosmo.105

90.112.99.105

	(m) ('-")	5,7 x 7,3 x 3,8 18-6 x 23-10 x 12-4
	EN 1176 (m) ASTM/CSA (m) ASTM/CSA ('-")	9,3 x 10,6 9,6 x 11,0 31-3 x 35-10
	EN 1176 (m) ASTM/CSA ('-")	2,3 7-7
		5

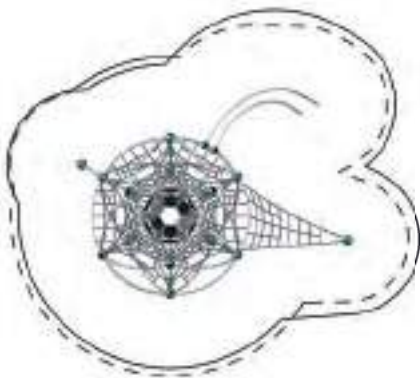


Discover our Eddies 232

Get on the Roof!

In times of heavy urban density, innovative solutions are needed to guarantee sufficient space for leisure and play in the future. An essential potential lies in the use of rooftops. The installation of playground equipment on rooftops creates buildings of multifunctional character.

The Convent & Stuart Hall, a school in the centre of San Francisco, has its schoolyard on the roof of the school building. The heart of the high-level playground is the Cosmo, spherical spatial net structure with various add-on elements. Depending on the construction method, material and the play equipment itself, each rooftop installation requires a unique solution.



Cosmo.111

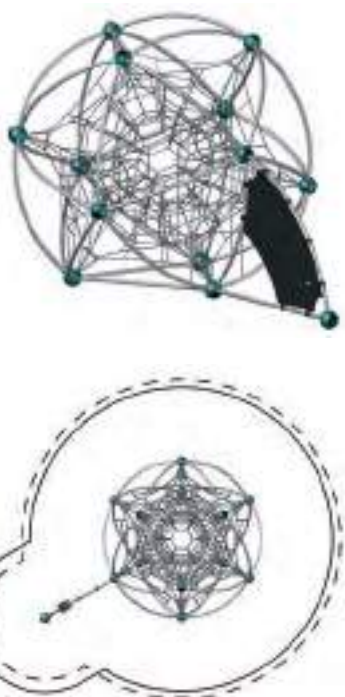
90.112.111

	(m)	4,4 x 5,9 x 3,8
	('"-)	14-5 x 19-5 x 12-4
	EN 1176 (m)	8,4 x 9,5
	ASTM/CSA(m)	8,1 x 9,6
	ASTM/CSA ('"-)	26-5 x 31-5
	EN 1176 (m)	2,3
	ASTM/CSA ('"-)	7-7
		3

Besides its great design and infinite climbing possibilities within the spatial net, this Cosmo proves particularly captivating for youngsters because of its add-on element: a blackboard. After an energetic climbing session, children can relax here by expressing themselves artistically.



Berlin, Germany



Cosmo S.05

90.111.050

	(m)	4,6 x 4,5 x 2,9
	('"-)	15-1 x 14-8 x 9-6
	EN 1176 (m)	7,8 x 7,8
	ASTM/CSA(m)	8,3 x 8,2
	ASTM/CSA ('"-)	27-1 x 26-11
	EN 1176 (m)	1,8
	ASTM/CSA ('"-)	6-0
		3



Berlin, Germany



Cosmo S.04

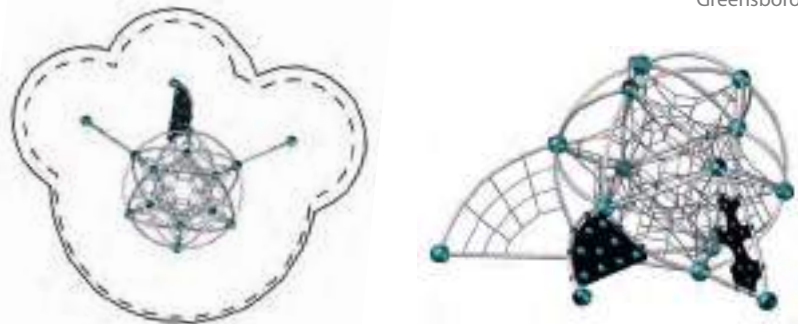
90.111.040

	(m)	5,7 x 4,6 x 2,9
	('"-)	18-9 x 15-1 x 9-6
	EN 1176 (m)	8,8 x 7,8
	ASTM/CSA(m)	9,4 x 8,3
	ASTM/CSA ('"-)	30-9 x 27-1
	EN 1176 (m)	1,8
	ASTM/CSA ('"-)	6-0
		3

The Cosmo S.04 is only one possibility of combining the Cosmo S base with add-on elements: a climbing wall, a climbing ramp and a net wall make this small Cosmo the highlight on every playground.



Greensboro, USA

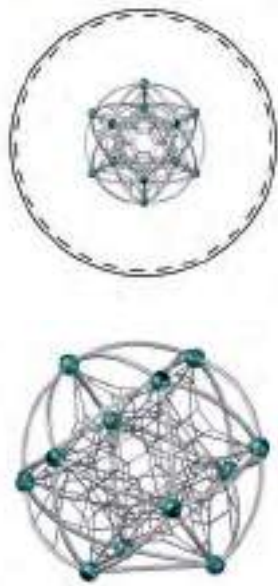


Cosmo S Base

90.111.000

	(m)	3,4 x 3,3 x 2,9
	('"-)	11-0 x 10-7 x 9-6
	EN 1176 (m)	6,8 x 6,8
	ASTM/CSA(m)	7,0 x 7,0
	ASTM/CSA ('"-)	23-0 x 23-0
	EN 1176 (m)	1,8
	ASTM/CSA ('"-)	6-0
		3

Cosmo, the first totally spherical rope play equipment, now has a little brother! The Cosmo S base unit, through its bended tube spatial structure, is compact and yet lets kids find more exciting ways to play than ever, making it the highlight of even the smallest playground.






Univers Classics

Climbing, rocking, hand-over-hand climbing and swinging, up and down, horizontally and vertically – net structures offer hours of fun and adventure on several levels. The original spatial nets, born almost 50 years ago as a play concept, continuously further developed in form and detail. Still popular even after several generations are our Univers Classics:

17 nets in different geometrical shapes, sizes and supporting constructions. With our flexible Framework space frame, we have achieved an optimal net volume, i.e. with the Spaceballs: Plenty of room for playing on a small area. All structures feature the innovative AstemTT tensioning system.





The mighty Neptun XXL offers play volume for more than 200 kids. The accessible unit offers fun, challenge and an unmatched reward for those who reach the top without compromising the user's safety: While being 9 m tall, the free fall height of the majestic structure never exceeds 1,8 m.



Union City, USA

Neptun XXL

90.140.224

	(m) 34-6 x 34-6 x 30-2	10,5 x 10,5 x 9,2
	EN 1176 (m) ASTM/CSA (m) ASTM/CSA (ft-in)	14,0 x 14,0 14,2 x 14,2 46-6 x 46-6
	EN 1176 (m) ASTM/CSA (ft-in)	1,84 6-1
		5

200

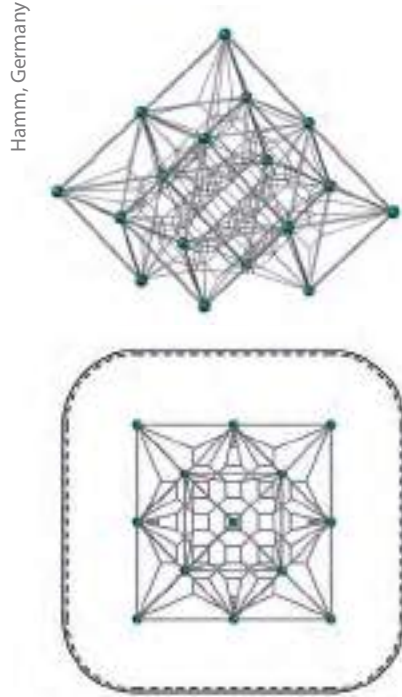
Neptun

90.100.110

	(m) 17-8 x 17-8 x 18-5	5,4 x 5,4 x 5,6
	EN 1176 (m) ASTM/CSA (m) ASTM/CSA (ft-in)	8,9 x 8,9 9,1 x 9,1 29-8 x 29-8
	EN 1176 (m) ASTM/CSA (ft-in)	1,84 6-1
		5

52

In Jupiter's big brother, kids can explore the real feeling of space. The additional 1 m in length, width and height offers a lot of extra net volume to enjoy.



Hamm, Germany

Neptun.17

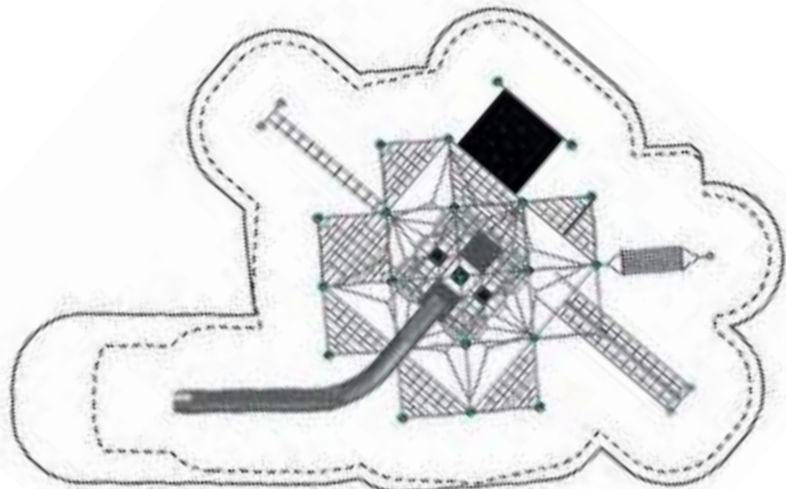
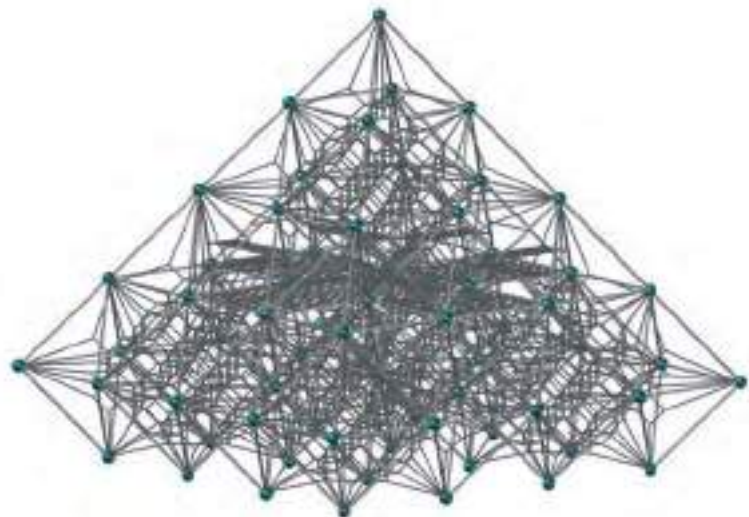
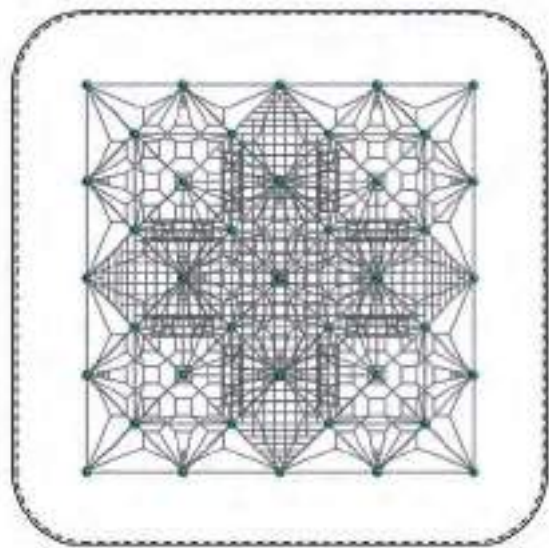
90.141.020

	(m) 43-10 x 40-11 x 21-2	13,4 x 12,5 x 6,5
	EN 1176 (m) ASTM/CSA (m) ASTM/CSA (ft-in)	16,4 x 16,1 17,0 x 17,7 55-10 x 58-1
	EN 1176 (m) ASTM/CSA (ft-in)	2,5 8-3
		5

This Univers Combination is based on a Neptun. We added rubber membranes, a hammock, a fortress on top and a huge plastic slide. This structure is clearly the centrepiece of every playground.







Green River, USA



Neptun.20

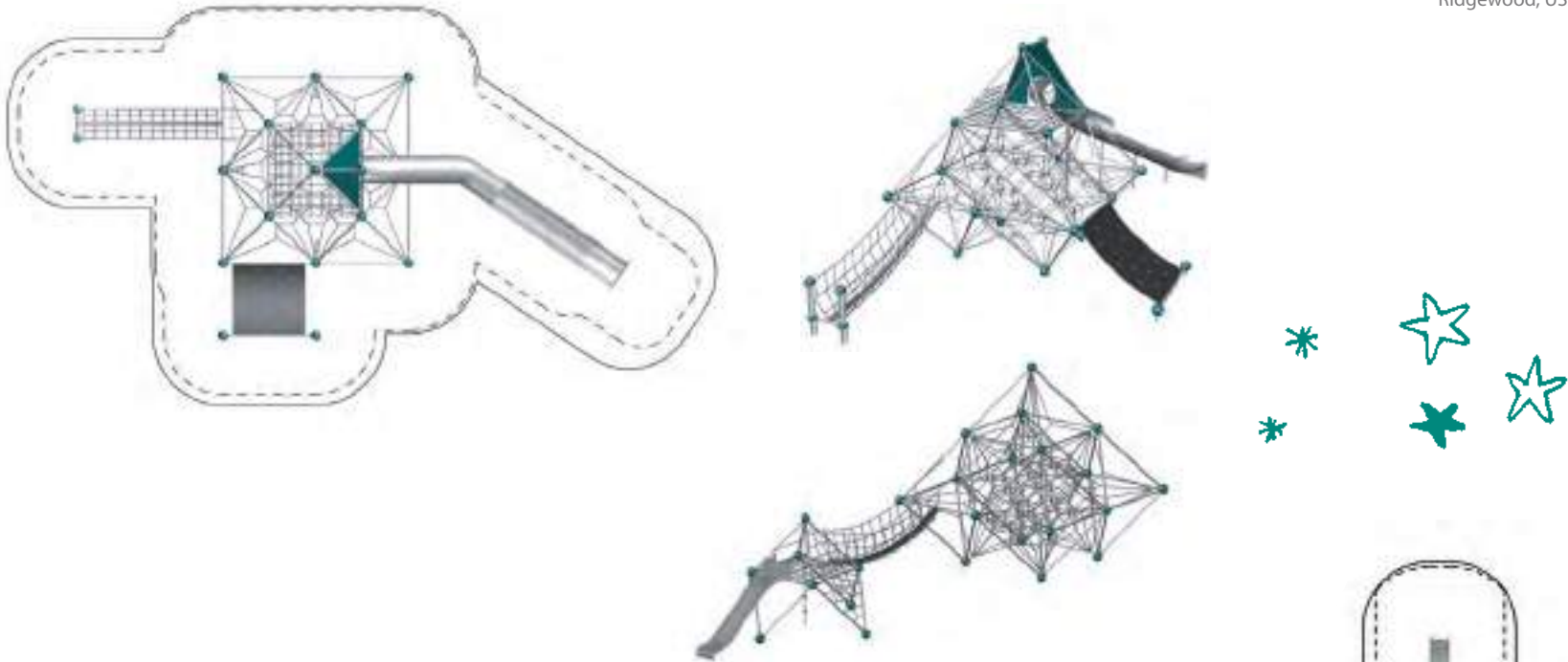
90.141.211

	(m) ("'-")	15,4 x 7,4 x 5,5 50-6 x 24-2 x 17-10
	EN 1176 (m) ASTM/CSA(m) ASTM/CSA ("'-")	10,7 x 18,8 19,6 x 11,0 64-2 x 36-2
	EN 1176 (m) ASTM/CSA ("'-")	1,84 6-1
		5

If transparency is the priority, the dormer may be the solution. Similar to the HDPE fort of a Neptun 17, the dormer also allows for an 8 m long slide to be attached. The net fort improves safety as well as visibility.







Ridgewood, USA



Neptun.11

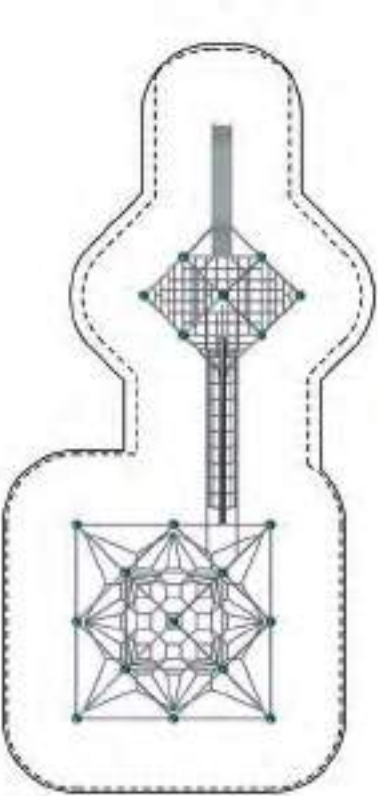
90.140.014

	(m) ("'-")	15,9 x 6,2 x 5,6 52-3 x 20-3 x 18-5
	EN 1176 (m) ASTM/CSA(m) ASTM/CSA ("'-")	19,6 x 9,4 19,8 x 9,9 64-11 x 32-3
	EN 1176 (m) ASTM/CSA ("'-")	1,84 6-1
		5

Univers combination based on a Neptun, linked with a nethouse by an 5 m long jungle bridge. There is also a slide attached to the nethouse. A horizontal net in the nethouse creates a slide entrance platform. An opening in the middle of that net allows access to the platform by the climbing rope. Rubber knots pressed onto the climbing rope allow easy climbing.







Blanquefort, France



Irrland

90.141.227

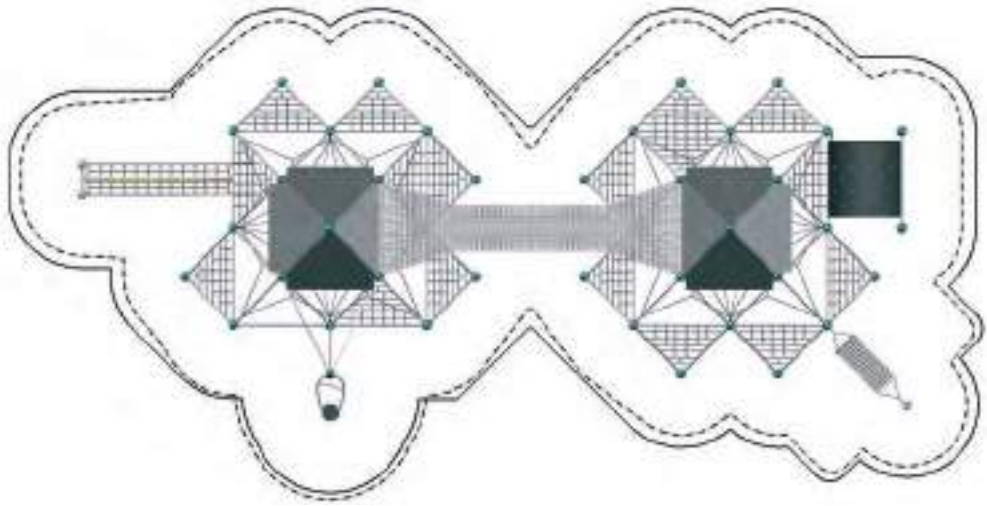
	(m) ("'-")	22,1 x 9,1 x 6,5 29-9 x 72-4 x 21-2
	EN 1176 (m) ASTM/CSA(m) ASTM/CSA ("'-")	12,7 x 25,2 12,8 x 25,8 42-0 x 84-6
	EN 1176 (m) ASTM/CSA ("'-")	1,72 6-0
		5



Neptun Irrland

We are in Irrland in Kevelaer, Germany. Irrland or ‘maze land’: an amusement park as a farm adventure oasis where it is the everyday that gets lost. The owners have deliberately avoided installing lavish fairground rides and have concentrated on providing traditional features and family friendly attractions. In the last years, dedicated areas have been remodeled to accommodate the park’s special themes: ‘Bread and Circuses’ and ‘On the trail of the Romans’. The architects and landscape designers of Berliner Seilfabrik had an area of pproximately 15 x 30 m at their disposal (including safety clearance space) while the theme they were required to use (‘Ancient Rome’) was predefined. As the amusement park operators knew exactly what they wanted and the personnel of Berliner’s creative centre had the necessary skills, it was possible to work without having to employ external designers and thus keep the communication pathways short. Projecting above a de-

fensive palisade are two towers in the style of Roman military architecture. In this case, Berliner has used two of its standard rope Neptun network structures to create an innovative effect. In the upper sections, the network has been replaced by horizontal lattices while the balustrades and the roofs have been covered by high quality HDPE plastic panels that conform to the concept. It is possible to get from one tower to the other without touching the ground by negotiating a suspension bridge at a height of 3,6 m. In order to comply with safety requirements, this is covered by a finely woven steel mesh to prevent users getting out and climbing on the external sides of the bridge. Additional fun play is provided by a jungle bridge, a rubber belt ramp, a hammock, climbing nets and a rotating device known as the ‘Monkey Jibe’ (S. 234).











Monkey Jibe 234



Quadrifol









71.100.020


	(m) 4,4 x 4,4 x 3,5
	(ft.) 14-5 x 14-5 x 11-4
	EN 1176 (m) 7,4 x 7,4
	ASTM/CSA (m) 8,1 x 8,1
	ASTM/CSA (ft.) 26-5 x 26-5
	(m) 1,3
	(ft.) 4-4
	3

A climbing web stretched across metal arcs – at 35 m³, it offers you and 35 friends endless climbing fun.

Jupiter

90.100.040

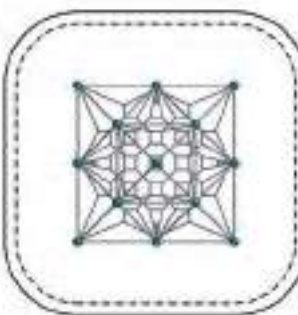
	(m) 4,4 x 4,4 x 4,5
	(ft.) 14-5 x 14-5 x 14-9
	EN 1176 (m) 7,4 x 7,4
	ASTM/CSA (m) 8,1 x 8,1
	ASTM/CSA (ft.) 26-5 x 26-5
	EN 1176 (m) 1,49
	ASTM/CSA (ft.) 6-0
	5

**33**

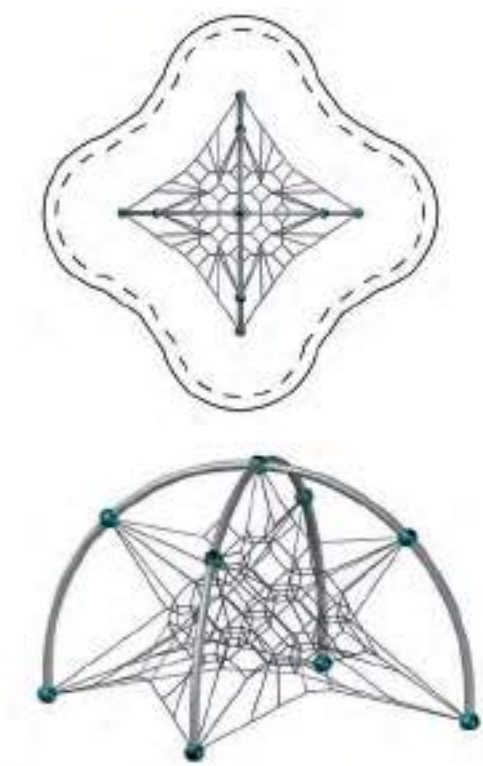
The Jupiter is ideal for large groups of children playing at one time. The total height of almost 4 m is very appealing to children.



Châteauneuf-en-Thymerais, France











Berlin, Germany

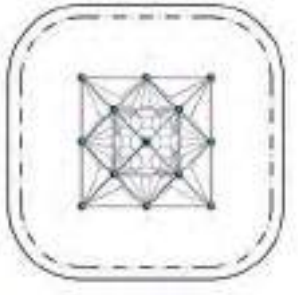



Mini Jupiter

98.100.040









	(m) 3,6 x 3,6 x 3,7
	(ft.) 11-10 x 11-10 x 12-2
	EN 1176 (m) 6,6 x 6,6
	ASTM/CSA (m) 7,3 x 7,3
	ASTM/CSA (ft.) 23-10 x 23-10
	EN 1176 (m) 1,23
	ASTM/CSA (ft.) 6-0
	5

The Mini Jupiter is ideal for small children who are setting their sights high. There is enough play space for an entire preschool class.

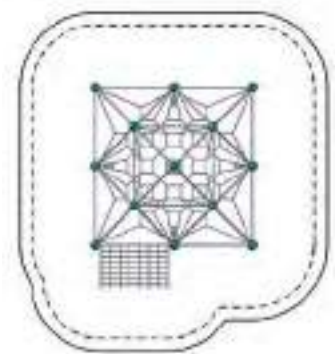


Jupiter.02

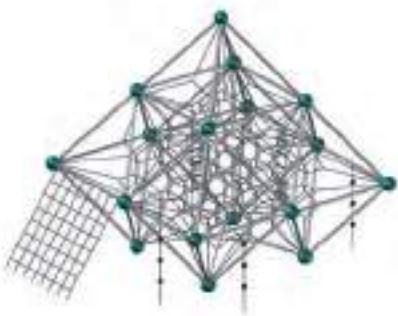
90.140.030

	(m) 4,4 x 5,2 x 4,4
	(ft.) 14-5 x 17-1 x 14-5
	EN 1176 (m) 7,4 x 8,2
	ASTM/CSA (m) 8,9 x 8,1
	ASTM/CSA (ft.) 29-1 x 26-5
	EN 1176 (m) 1,49
	ASTM/CSA (ft.) 6-0
	5

Two rope ladders, three climbing ropes and a half side access net enrich the climbing opportunities of the Jupiter net structure and turn it into a climbing oasis.











Berlin, Germany



Jupiter.13

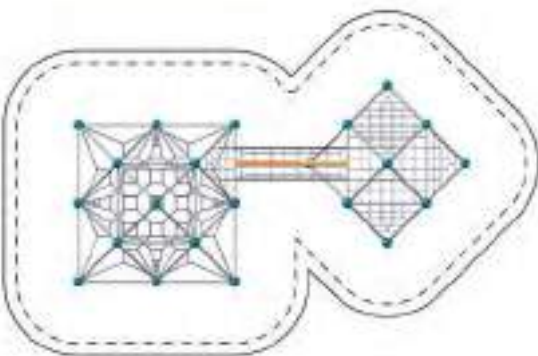
90.140.712

	(m) 10,5 x 5,4 x 4,4
	(ft.) 34-4 x 17-9 x 14-5
	EN 1176 (m) 13,5 x 8,4
	ASTM/CSA (m) 14,2 x 9,1
	ASTM/CSA (ft.) 29-9 x 46-4
	EN 1176 (m) 1,49
	ASTM/CSA (ft.) 6-0
	5

Where to start – with the 3D net of the big Jupiter, with the Nethouse's 2D planar nets and its climbing rope, or maybe in the middle by climbing up and onto the jungle bridge between the two? The choice is yours. Just one of the beauties of an open play concept.











Mountain House, USA



Jupiter.03

90.140.027

	(m) 7,2 x 4,4 x 4,4
	(ft.) 23-7 x 14-5 x 14-5
	EN 1176 (m) 10,7 x 7,4
	ASTM/CSA (m) 10,9 x 8,1
	ASTM/CSA (ft.) 35-7 x 26-5
	EN 1176 (m) 1,49
	ASTM/CSA (ft.) 6-0
	5

A combination of the advantages of the Jupiter net climber with the joy of sliding. Users with limited climbing skills can access the slide easily via the triangular net.











Dandenong, Australia



Jupiter.07

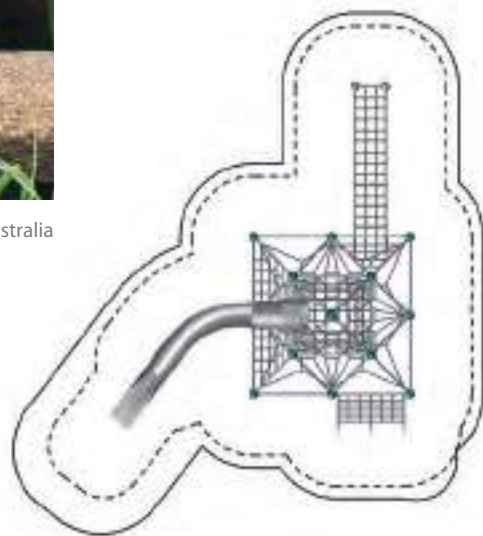
90.140.001

	(m) 9,4 x 8,1 x 4,4
	(ft.) 30-8 x 26-6 x 14-5
	EN 1176 (m) 12,5 x 11,2
	ASTM/CSA (m) 13,8 x 12,5
	ASTM/CSA (ft.) 54-3 x 40-10
	EN 1176 (m) 2,5
	ASTM/CSA (ft.) 8-3
	5

A long suspension bridge, a rope ladder and a side access net are alternative ways to access the Jupiter. Brave climbers who dare to go up to the top receive a great ride down to earth along the curved slide as reward.







Melbourne, Australia





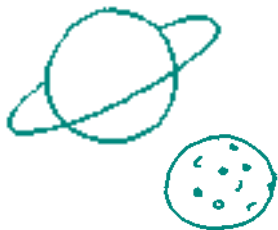
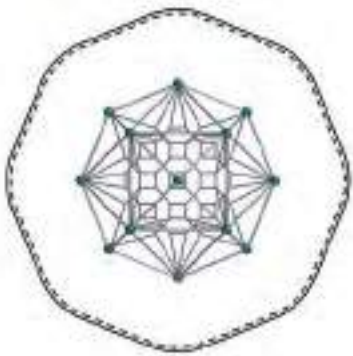
Indialantic, USA

Spaceball L

	(m) (")	5,4 x 5,4 x 4,5 17-8 x 17-8 x 14-9
	EN 1176 (m) ASTM/CSA(m) ASTM/CSA ("")	8,9 x 8,9 9,1 x 9,1 29-8 x 29-8
	EN 1176 (m) ASTM/CSA ("")	1,84 6-1
		5






36

Plenty of space for climbers of all age groups is offered by the Spaceball L. Though it aims high, the free fall height is only 1,84 m.



**Our Spaceballs
can be combined
with a broad Range
of Add-on
Components
154**

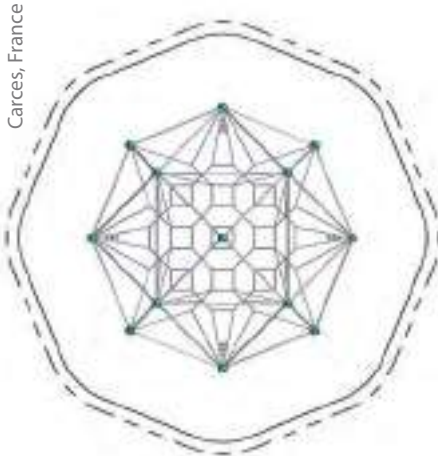
Spaceball XL

	(m) (")	7,2 x 7,2 x 6,0 23-5 x 23-5 x 19-9
	EN 1176 (m) ASTM/CSA(m) ASTM/CSA ("")	11,5 x 11,5 10,8 x 10,8 35-5 x 35-5
	EN 1176 (m) ASTM/CSA ("")	2,47 8-2
		8





The huge Spaceball XL with a total height of 6 m is a landmark that attracts climbers from near and far. It is a challenge for older kids too.



Carces, France




Spaceball M

	(m) (")	4,4 x 4,4 x 3,7 14-5 x 14-5 x 12-0
	EN 1176 (m) ASTM/CSA(m) ASTM/CSA ("")	7,4 x 7,4 8,1 x 8,1 26-5 x 26-5
	EN 1176 (m) ASTM/CSA ("")	1,49 6-0
		5





The voluminous Spaceball M invites older kids to climb together with others.



New York City,, USA



Spaceball S

	(m) (")	3,7 x 3,7 x 3,0 11-11 x 11-11 x 9-11
	EN 1176 (m) ASTM/CSA(m) ASTM/CSA ("")	6,7 x 6,7 7,3 x 7,3 23-11 x 23-11
	EN 1176 (m) ASTM/CSA ("")	1,23 6-0
		3





In the smallest version of the Spaceball, with a free fall height of only 1,23 m, the new climbers can improve their climbing skills.



Saint Brevin, France



Spaceball M.01

90.134.066	
 (m) (")	10,0 x 5,3 x 3,6 33-0 x 17-3 x 12-0
 EN 1176 (m) ASTM/CSA(m) ASTM/CSA ("")	13,0 x 8,6 13,7 x 8,9 45-0 x 29-1
 EN 1176 (m) ASTM/CSA ("")	1,95 6-6
	5





The net bridge offers a playful connection between the Spaceball M and the flubber access. And the banister slide ensures a stylish completion of the round.



Berlin, Germany




Spaceball L.02

90.136.007	
 (m) (")	16,5 x 10,5 x 4,5 54-2 x 34-2 x 14-9
 EN 1176 (m) ASTM/CSA(m) ASTM/CSA ("")	19,7 x 13,5 20,1 x 14,2 66-0 x 46-6
 EN 1176 (m) ASTM/CSA ("")	1,84 6-1
	5





Two big Spaceball L climbers are connected by an 5 m long suspension bridge. A hammock, a balancing rope and two access nets make the huge combination complete, which offers play space for more than 100 kids.







Lemgo, Deutschland



Mini Mars

98.100.010	
 (m) (")	2,6 x 2,6 x 2,4 8-7 x 8-7 x 7-11
 EN 1176 (m) ASTM/CSA(m) ASTM/CSA ("")	5,6 x 5,6 6,3 x 6,3 20-7 x 20-7
 EN 1176 (m) ASTM/CSA ("")	1,1 6-0
	3

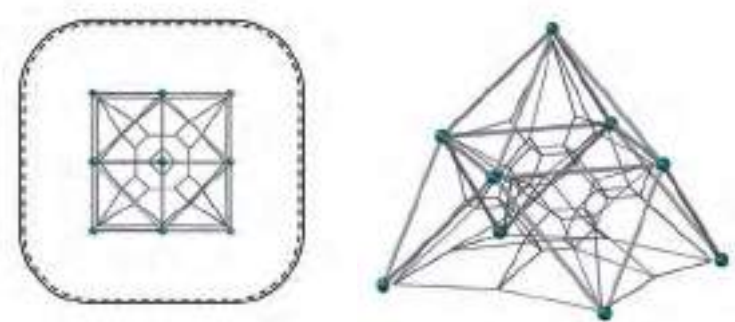
Maxi Mars

99.100.015	
 (m) (")	3,9 x 3,9 x 3,8 12-7 x 12-7 x 12-6
 EN 1176 (m) ASTM/CSA(m) ASTM/CSA ("")	7,3 x 7,3 7,5 x 7,5 24-7 x 24-7
 EN 1176 (m) ASTM/CSA ("")	1,84 6-1
	5





The Maxi Mars unites the advantages of the Mars with an even more challenging height.



Gestra, Austria



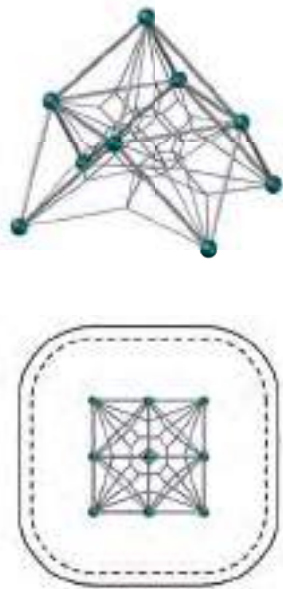
Mars


90.100.010	
 (m) (")	3,2 x 3,2 x 3,0 10-5 x 10-5 x 9-7
 EN 1176 (m) ASTM/CSA(m) ASTM/CSA ("")	6,2 x 6,2 6,9 x 6,9 22-5 x 22-5
 EN 1176 (m) ASTM/CSA ("")	1,34 6-0
	5





The Mars is specifically designed for beginners, as most of the usable netspace is close to the ground. Courageous climbers can experience the first feelings of success when climbing up to the top.



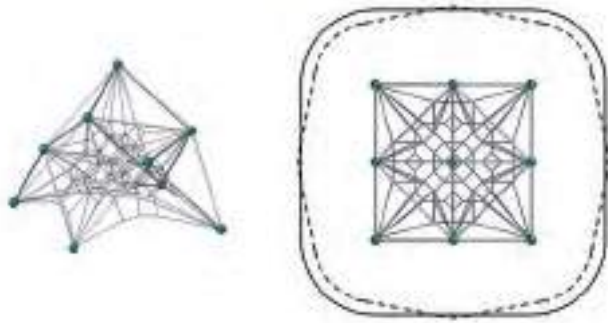
Itasca, USA. Eric F. Hornig, Hitchcock Design Group









Venus		
90.100.020		
 (m) ('-")	4,4 x 4,4 x 4,2 14-5 x 14-5 x 13-7	
	EN 1176 (m) 8,2 x 8,2 ASTM/CSA (m) 8,1 x 8,1 ASTM/CSA ('-") 26-5 x 26-5	
	EN 1176 (m) 2,09 ASTM/CSA ('-") 6-11	
	5	

The design is similar to the Mars, however the Venus has a taller frame and a more voluminous net. Also the access into the net is close to the ground, allowing smaller children to join the fun. The upper net volume offers fun and challenge for older kids.



Uranus

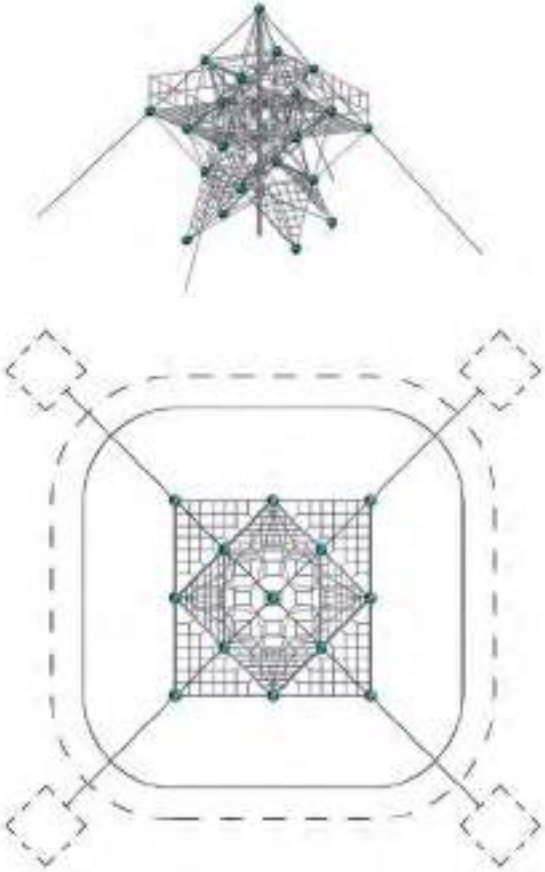
90.100.075

 (m) ('-")	8,3 x 8,3 x 5,9 27-1 x 27-1 x 19-2	
	EN 1176 (m) 9,4 x 9,4 ASTM/CSA (m) 8,1 x 8,1 ASTM/CSA ('-") 26-5 x 26-5	
	EN 1176 (m) 2,79 ASTM/CSA ('-") 9-3	
	5	

The Uranus has got several play levels. The main level in the middle offers a large net terrace around the central volume net. The tall net structure, with its striking design, is more than just a climber – it is a landmark.







Prague, Czech Republic



El Commons, USA

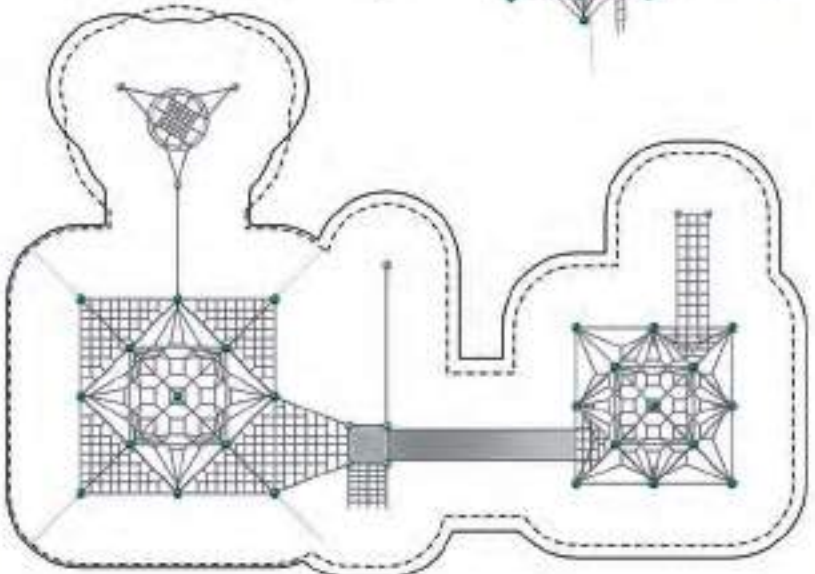
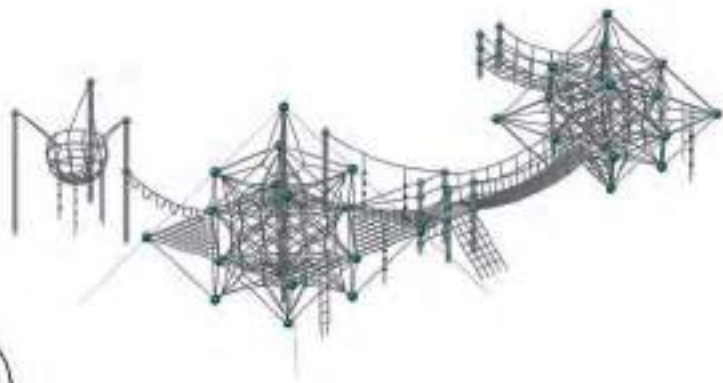
Phoenix.02

90.140.921

 (m) ('-")	18,7 x 12,1 x 5,5 61-2 x 39-9 x 17-10	
	EN 1176 (m) 20,8 x 14,8 ASTM/CSA (m) 21,2 x 14,9 ASTM/CSA ('-") 69-4 x 48-11	
	EN 1176 (m) 2,44 ASTM/CSA ('-") 8-1	
	5	





183

This great combination connects a Phoenix and a Jupiter with a rubber bridge. A hand-over-hand loop rope leads from the Phoenix to an add-on wasps' nest.



Pegasus.02

90.140.845

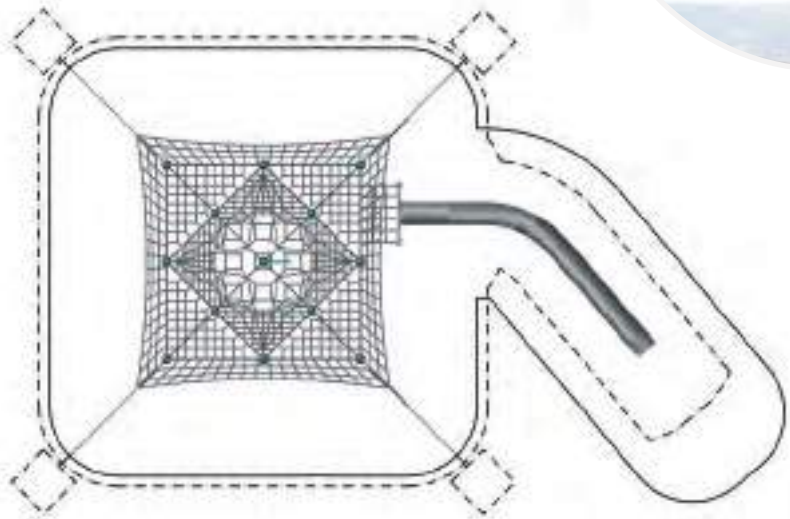
	(m) 10,3 x 15,3 x 8,0 (") 33-8 x 50-0 x 26-1
	EN 1176 (m) 11,9 x 17,7 ASTM/CSA(m) 19,0 x 11,3 ASTM/CSA ("") 62-1 x 37-1
	EN 1176 (m) 2,78 ASTM/CSA ("") 9-2
	5

The sky is the limit in the big brother of Uranus. With a height of 7 m, Pegasus is a huge "space ship" attracting children from near and far.



All Products are also available without Add-on Components.

Braunschweig, Germany



Pegasus

Roanoke Park, Kansas





The new Karnes Playground in Roanoke Park in Kansas City, Missouri, is now providing the community with a state-of-the-art playground. Kansas City Parks and Recreation's senior landscape architect Erica Flad was quoted as saying: "With ropes everywhere, tall mounds covered in artificial turf and even a zipline, the nature themed playground takes Roanoke Park to a new level." She went on to say, "It's really unique. A lot of people love going there. It's definitely new in Kansas City." The centrepiece of the playground, a Pegasus, provides unlimited play opportunities for the whole family. Berliner products, like the Pegasus, are true multigenerational play structures. Because of its height, the Pegasus, while classified for ages 5 to 12, offers a large enough space inside the net for both children and adults. Climbing on this three-dimensional net encourages kids to think about where they want to go, creating their own path to get there by travelling up, down and over the terrain in a very safe manner. The rope structure enables kids to play without touching the ground until they cross the suspension bridge, shoot out of the custom made stainless steel tube slide or simply climb back down the intertwined nets. Net structures offer hours of fun and adventure for children: climbing, rocking, hand-over-hand climbing, swinging up and down, horizontally and vertically. All structures feature the innovative

AstemTT tensioning system, which is standard across the entire Univers product line. This simplifies installation, as a spatial net can be tensioned evenly across the entire structure and is easy to maintain.



Roanoke Park

90.141.248

	(m) 16,5 x 15,3 x 8,1 (") 53-11 x 50-1 x 26-6
	EN 1176 (m) 19,5 x 18,4 ASTM/CSA(m) 19,8 x 19,0 ASTM/CSA ("") 64-11 x 62-4
	EN 1176 (m) 2,99 ASTM/CSA ("") 9-11
	5

Add-on Components for Univers

A variety of add-on components for the Univers product line provides a large assortment of options to customise the play area for all age groups. The more options, the more challenging and engaging the play becomes!

Add-ons such as hammocks, slides, ladders and bridges and many other exciting choices are available to keep children moving. Climbing, swinging, swaying and sliding all add up to children making decisions, socializing and taking healthy risks for their development.

The components make it easy to modify your Univers structure to make it fit into a larger or smaller area, depending on your site plan. The add-on components can also expand the playground to be more accessible and inclusive.

No matter what space that is available, the additional components make your play area complete fun!



Duck Jibe



Hammock



Hand-Over-Hand Ladder



Loop Rope



Diagonal Climbing Rope



Rope Ladder



Climbing Rope



Balancing Cable



Jungle Bridge



Suspension Bridge



Net Tunnel



Flubber Run



Transfer Station



Flubber Bridge



Flubber Ramp



Hexagon Pod



Flubber



Quadropolis House



Fort



Flag




Straight Banister




Curved Banister




System Net



Access Net



Trapeze Access Net



Trapeze Access Net Wide Side Up



Trapeze Access Net Wide Side Down



Fast Lane Slide (HDPE)



Curved Concave Slide



Straight Box Slide



Curved Tunnel Slide



Straight Concave Slide



Discover our new HDPE Fast Lane Slide 156

Fantastic, fast and colourful: Our new **Fast Lane Slides**

We have a fondness for rope play's complex experience, but slides are fun too! We want to enhance our rope play with another interactive, enjoyable activity by introducing new, high-tech and fast, HDPE slides, to our array of play products. Our "Fast Lane Slides" are made of solid 19 mm thick HDPE plastic to ensure durability, deter vandalism, and to remain structurally sound for generations. The sturdy HDPE material helps to prevent cracks and breaks. Besides their ASTM compliant design, including hand support and a built-in slide transition platform for deckless structures, the slides are easy to install via panel clamps.

One colour, two colours, three colours or more! In regards to customization your imagination determines what comes true! Our wide range of colours and design themes allow numerous combinations: Flames, dragon tails, rocket ships, even our popular Greenville bamboo slats can be used for design! Individual modular panels make them even more customizable and their shape is precisely created by our CNC machines.



Blue - Blue



Red - Yellow



Greenville Style



Themed Slide "Water"

Various
Themes
available



White - Orange - White



Greenville Style





Polygoden

Central mast play structures with a five-way tensioning system that offer plenty of room to play right to the top.

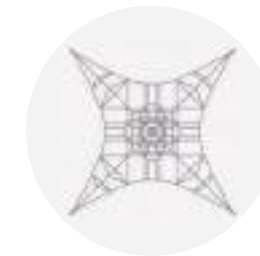
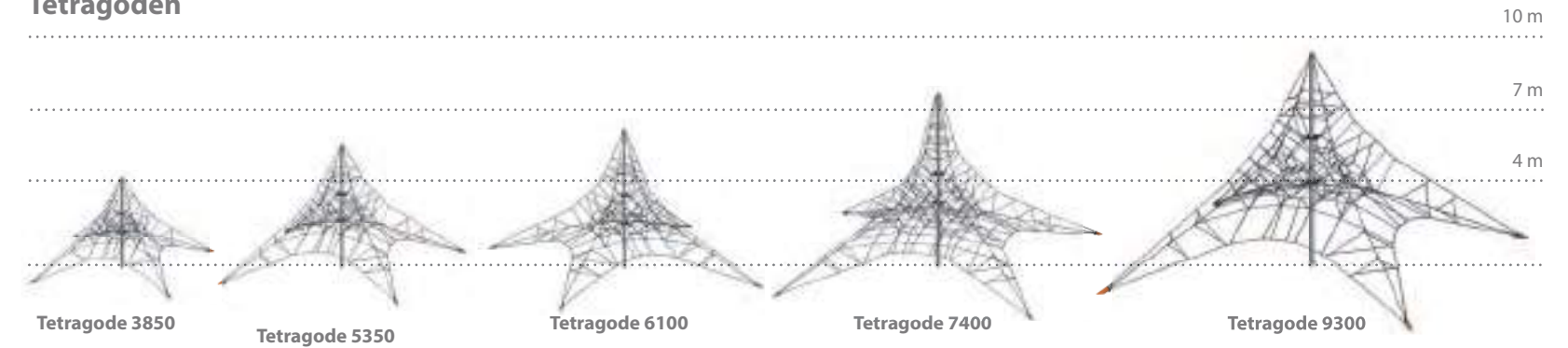




Basics

Polygoden

Tetragoden



Four-way tensioning gives this central mast play structure its classic look.



Measuring up to 9,3 m in height, providing an exciting challenge for climbers big and small alike.



T-connector: this innovative and vandalism-proof connector enables ropes of varying diameters to be connected to one another directly.



Cloverleaf ring: creating a secure intersection between two ropes while allowing each rope to be replaced independently, thereby ensuring the spatial net requires minimal maintenance.

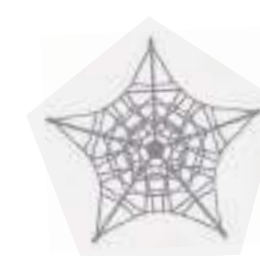
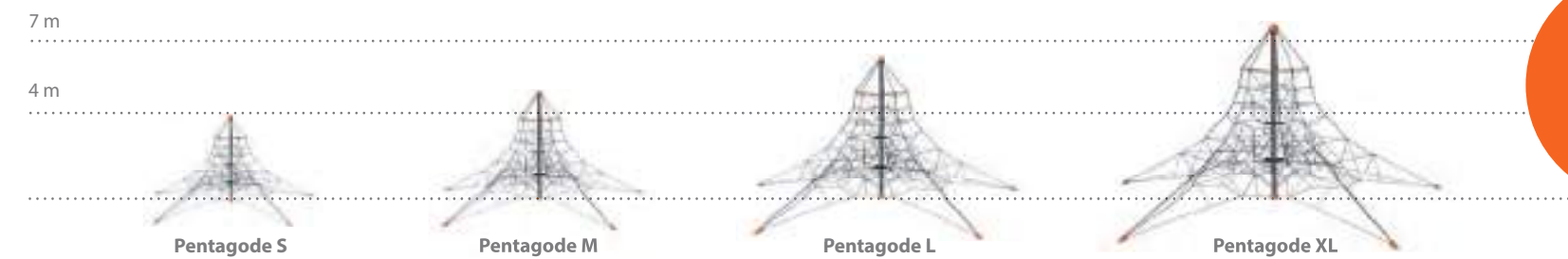


Six-strand sheathed steel cable encased by polyester braiding, for a perfect appearance and maximum durability.



The foundation tube protects the tensioning mechanism, allowing spatial nets to be both simply installed and maintained.

Pentagoden



Five-way pentagonal tensioning with double guy ropes not only gives the Pentagode its name but also its stylish appearance.



Spreader bars create more play space.



Five-way tensioning with double guy ropes.



Cloverleaf Rings enable individual replacement of ropes.



Tensioning mechanism housed within spherical capsule atop the central support mast.



Anchor point provides a neat connection with the surrounding impact protection zone.










Büsum, Germany

Tetragode 5350

712.000.5350





 (m)	8,2 x 8,2 x 5,5
 EN 1176 (m)	11,2 x 11,2
 EN 1176 (m)	1,35
	5

With their purity of form, Tetragodes combine the most up-to-date technical possibilities with the highest quality and design. But all that children care about is how much fun they are to climb on, and with five different heights to choose from, satisfaction is guaranteed.







Tetragode 9300

712.000.9300

 (m)	15,3 x 15,3 x 9,4
 EN 1176 (m)	18,3 x 18,3
 EN 1176 (m)	2,4
	8

Tetragode 3850





712.000.3850

 (m)	6,2 x 6,2 x 4,0
 EN 1176 (m)	9,2 x 9,2
 EN 1176 (m)	1,0
	3



Tetragode 6100





712.000.6100

 (m)	9,2 x 9,2 x 6,2
 EN 1176 (m)	12,2 x 12,2
 EN 1176 (m)	2,0
	5







Tetragode 7400

712.000.7400

 (m)	11,2 x 11,2 x 7,5
 EN 1176 (m)	14,2 x 14,2
 EN 1176 (m)	2,14
	8







Pentagode L

91.200.030	
 (m) ('")	12,7 x 12,0 x 6,1 41-5 x 39-4 x 20-0
 EN 1176 (m) ASTM/CSA(m) ASTM/CSA ('")	15,7 x 15,0 16,3 x 15,7 53-5 x 51-4
 EN 1176 (m) ASTM/CSA ('")	1,1 6-0
	5







Berlin, Germany

Pentagode XL





91.200.040	
 (m) ('")	14,9 x 14,2 x 7,2 48-11 x 46-6 x 23-8
 EN 1176 (m) ASTM/CSA(m) ASTM/CSA ('")	17,9 x 17,2 18,6 x 17,9 60-11 x 58-6
 EN 1176 (m) ASTM/CSA ('")	1,31 6-0
	5



Pentagode S

91.200.010	
 (m) ('")	8,4 x 8,0 x 4,0 27-4 x 26-0 x 13-2
 EN 1176 (m) ASTM/CSA(m) ASTM/CSA ('")	11,4 x 11,0 12,0 x 11,6 39-4 x 38-0
 EN 1176 (m) ASTM/CSA ('")	0,93 6-0
	5

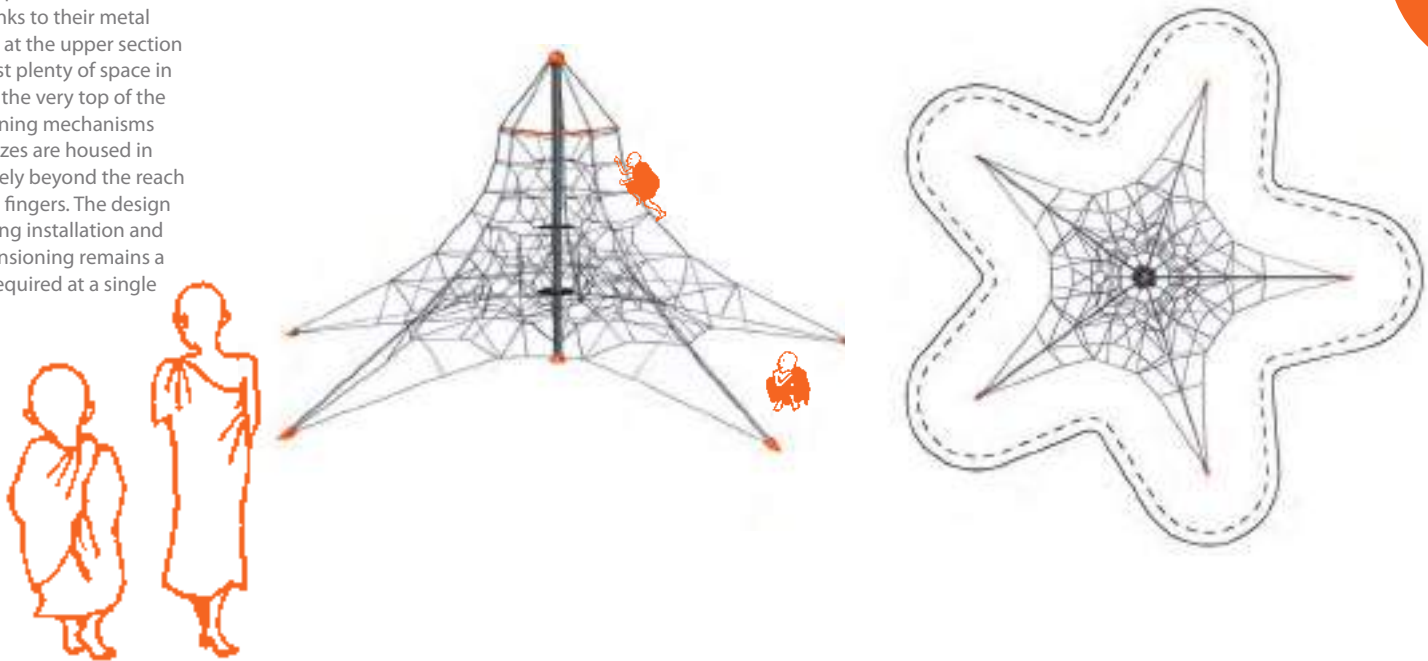
Pentagode M

91.200.020	
 (m) ('")	10,5 x 10,0 x 5,1 34-5 x 32-9 x 16-8
 EN 1176 (m) ASTM/CSA(m) ASTM/CSA ('")	13,5 x 13,0 14,2 x 13,7 46-5 x 44-9
 EN 1176 (m) ASTM/CSA ('")	0,92 6-0
	5







Berlin, Germany

Of all our central mast play structures, our patented Pentagodes provide the ultimate spatial spectacle. Thanks to their metal spreader bars located at the upper section of the mast, they boast plenty of space in which to play even at the very top of the apparatus. The tensioning mechanisms for all four available sizes are housed in spherical capsules safely beyond the reach of children's inquiring fingers. The design also ensures that during installation and maintenance, rope tensioning remains a very simple process required at a single point only.

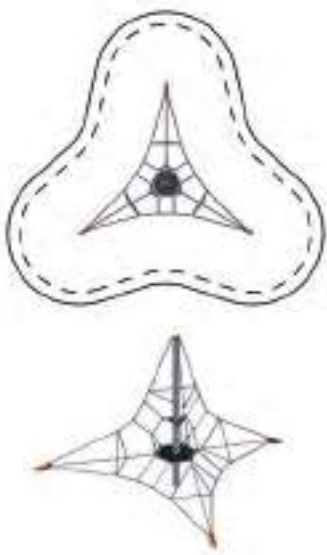


Trigode

712.000.2901

 (m)	4,7 x 4,1 x 3,0
 EN 1176 (m)	7,7 x 7,1
 EN 1176 (m)	1,7
	3

With its three anchor points, the single-model Trigode provides an introduction to the exciting sensory world of spatial nets.



Add-on Components for Polygodes

A number of add-ons offer more variety within the climbing landscape. Both HDPE panels and rubber membranes can be incorporated, creating either steps or refuge areas within the otherwise see-through structures. Spaces where children can lie down can be created by use of flexible rubber membranes, which then sway gently whenever other children are climbing



Crow's Nest
The command centre at very top of the central mast affords several children at once a relaxed view across the freshly conquered playground kingdom. In this example a flag has been added to the mast. Other motifs can also be supplied – for example, your club or association's emblem.



HDPE Panels
The eye-catching, colourful HDPE panels also serve as platforms where children can take a quick breather. Combining a number of panels creates a refuge that can also offer shade on a hot day.

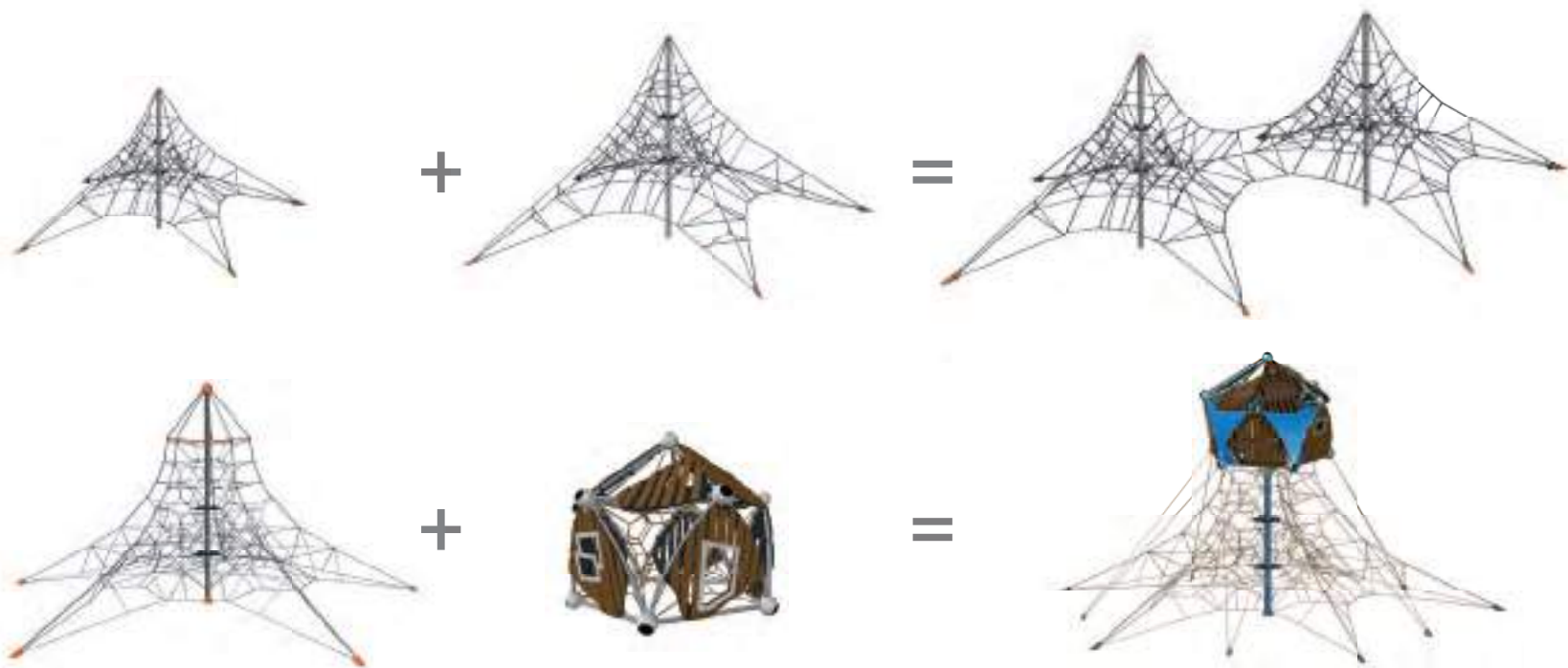


Pendulum Seat
Pendulum seats can be attached to many of our play structures, adding another exciting dimension to the playground experience. Climbers not already feeling giddy from scaling the mast structures' lofty heights can simply relax here or swing to their heart's content.

Expansion Possibilities

It goes without saying that all our central masts make ideal stand-alone play structures – but if space permits, why not expand? With almost any combination possible, simply get in touch to discuss the possibilities. For example, a Tetragode can be directly attached to another Tetragode of the same size or the next size up or down. This allows for the creation of entire mountain ranges. Or why not see what happens when four

of our central mast play structures are combined? You can let your imagination run wild or receive our advice on how each of our product ranges can be combined. How about a low-rope landscape crowned by a central mast play structure? Or a Pentagode topped by one of our bamboo-panelled Greenville playhouses? The following pages illustrate a number of exciting possibilities.



Add a
Greenville
Playhouse
67

Berlin, Germany

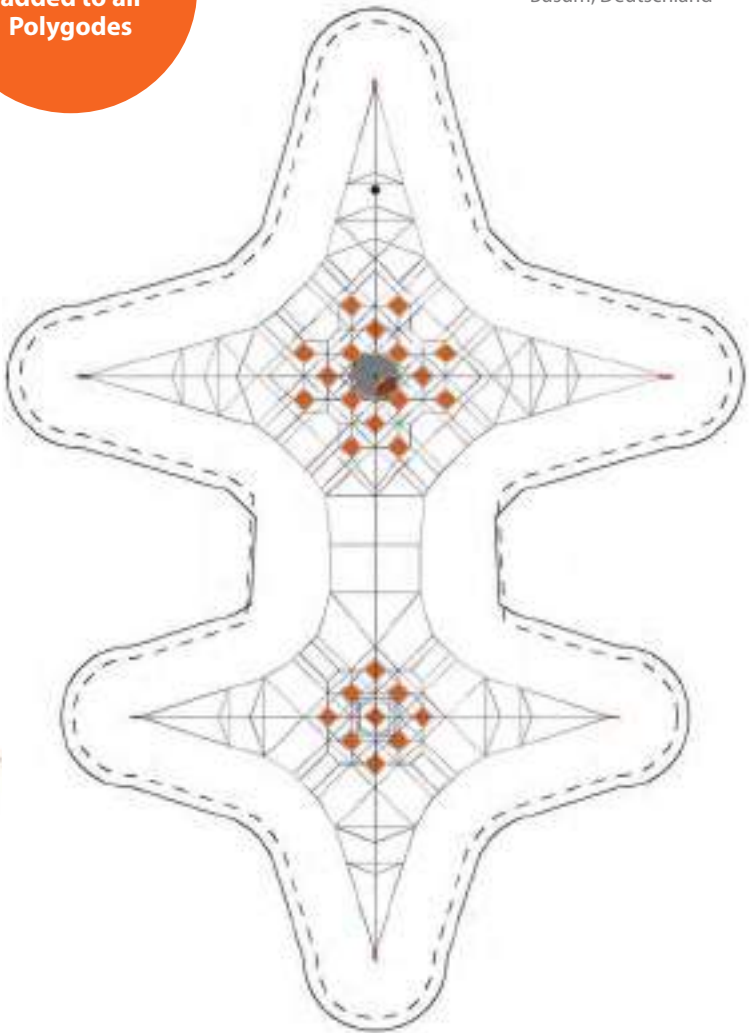
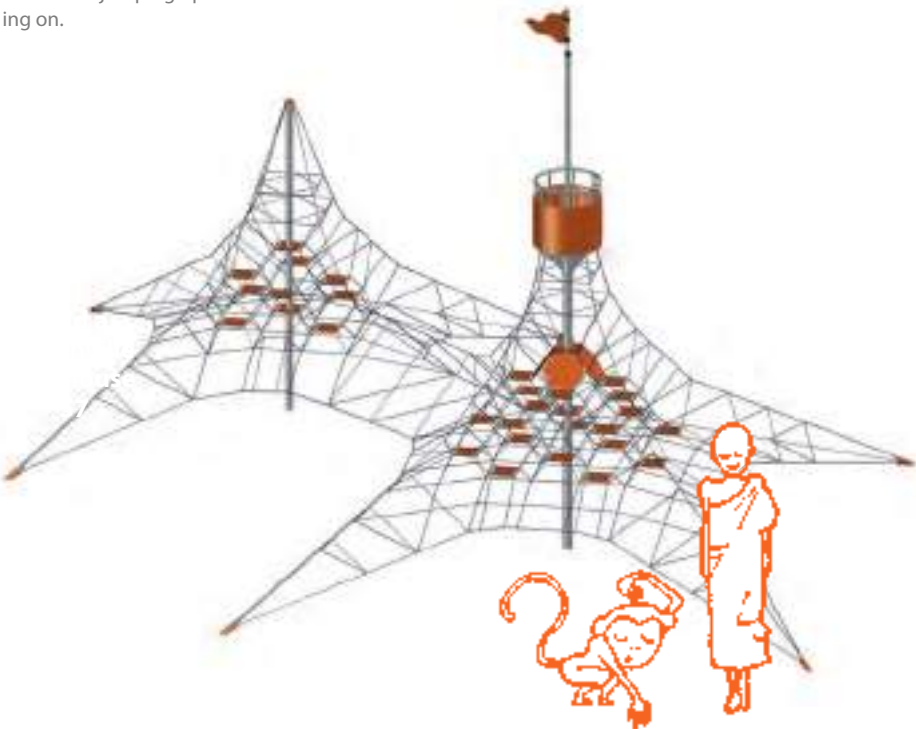


Tetragode 7461

712.000.7461.003

	(m)	15,8 x 23,4 x 10,5
	EN 1176 (m)	18,8 x 26,4
	EN 1176 (m)	2,14
		5

Our central mast play structures can be directly interconnected in one of our Tetragode combinations. Take for example the Tetragode 7461 – a combination of the Tetragode 6100 and 7400 with crow's nest. One anchor point on each Tetragode is replaced by a rope crossover section that joins it to the neighbouring mast structure. Four masts can be combined in this manner, creating a unique playscape complete with rubber membranes which children can't resist jumping up and down or relaxing on.



HDPE-
Panels can be
added to all
Polygodes

Büsum, Deutschland



Tetragode 3852

712.000.3852

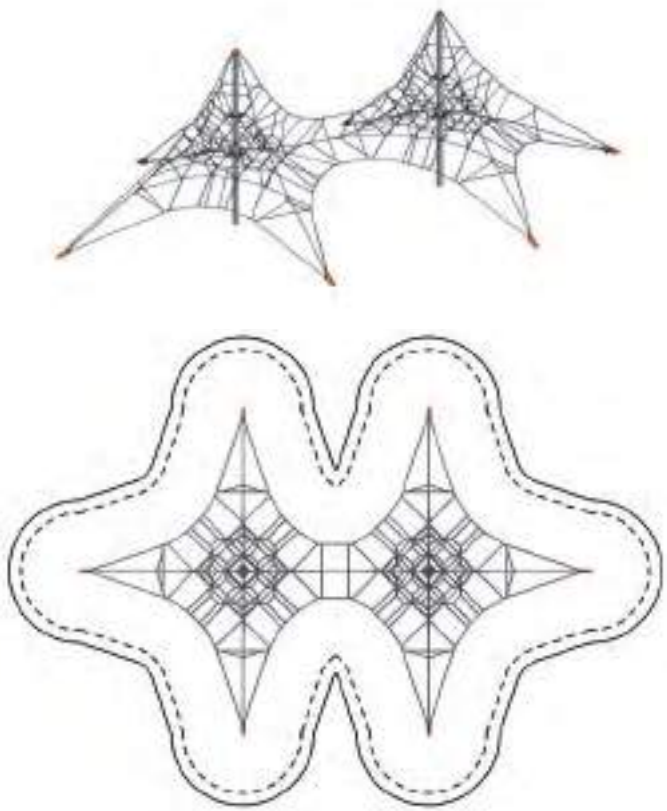
	(m)	8,7 x 13,6 x 4,0
	EN 1176 (m)	16,6 x 11,7
	EN 1176 (m)	1,21
		3



Tetragode 3854

712.000.3854

	(m)	13,6 x 13,6 x 4,0
	EN 1176 (m)	16,6 x 16,6
	EN 1176 (m)	1,21
		3






Pentagode S.01

90.180.278

	(m)	15,7 x 19,0 x 4,0
	('-")	51-4 x 62-5 x 13-2
	EN 1176 (m)	22,1 x 19,1
	ASTM/CSA(m)	19,3 x 22,7
	ASTM/CSA ('-")	63-4 x 74-5
	EN 1176 (m)	2,52
	ASTM/CSA ('-")	8-3
		5

The epitome of versatility. Relax in the wasps' nest or traverse of the obstacle course (made up of elements from the Terranos range) before heading up into the Pentagode.

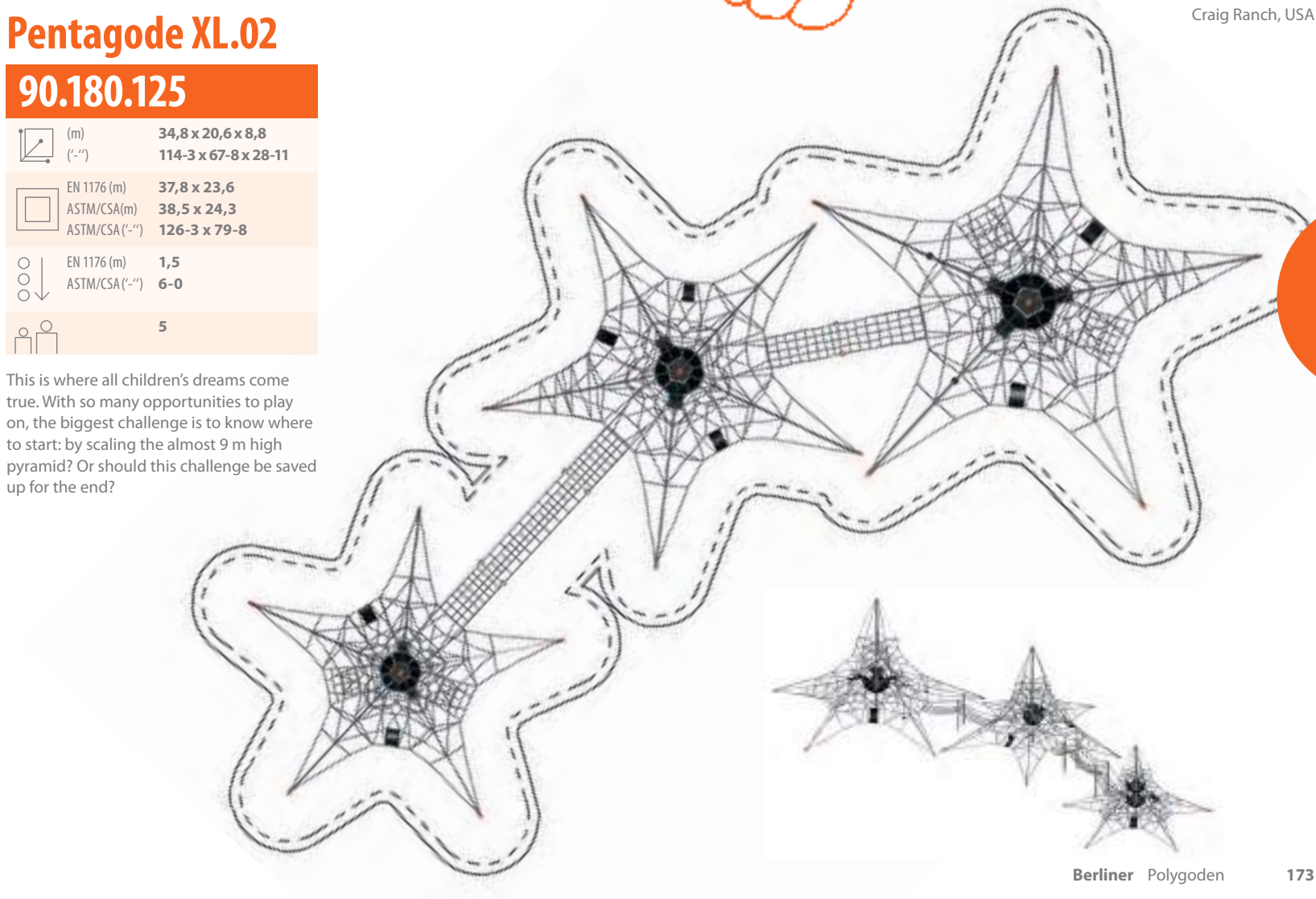


Pentagode XL.02

90.180.125

	(m)	34,8 x 20,6 x 8,8
	('-")	114-3 x 67-8 x 28-11
	EN 1176 (m)	37,8 x 23,6
	ASTM/CSA(m)	38,5 x 24,3
	ASTM/CSA ('-")	126-3 x 79-8
	EN 1176 (m)	1,5
	ASTM/CSA ('-")	6-0
		5

This is where all children's dreams come true. With so many opportunities to play on, the biggest challenge is to know where to start: by scaling the almost 9 m high pyramid? Or should this challenge be saved up for the end?



Craig Ranch, USA

Pentagode L.01

90.180.358

(m) 18,6 x 15,7 x 6,1
('-") 61-0 x 51-3 x 20-0

EN 1176 (m) 21,6 x 18,6
ASTM/CSA(m) 22,3 x 19,3
ASTM/CSA ('-") 63-3 x 73-1

EN 1176 (m) 1,12
ASTM/CSA ('-") 6-0

5



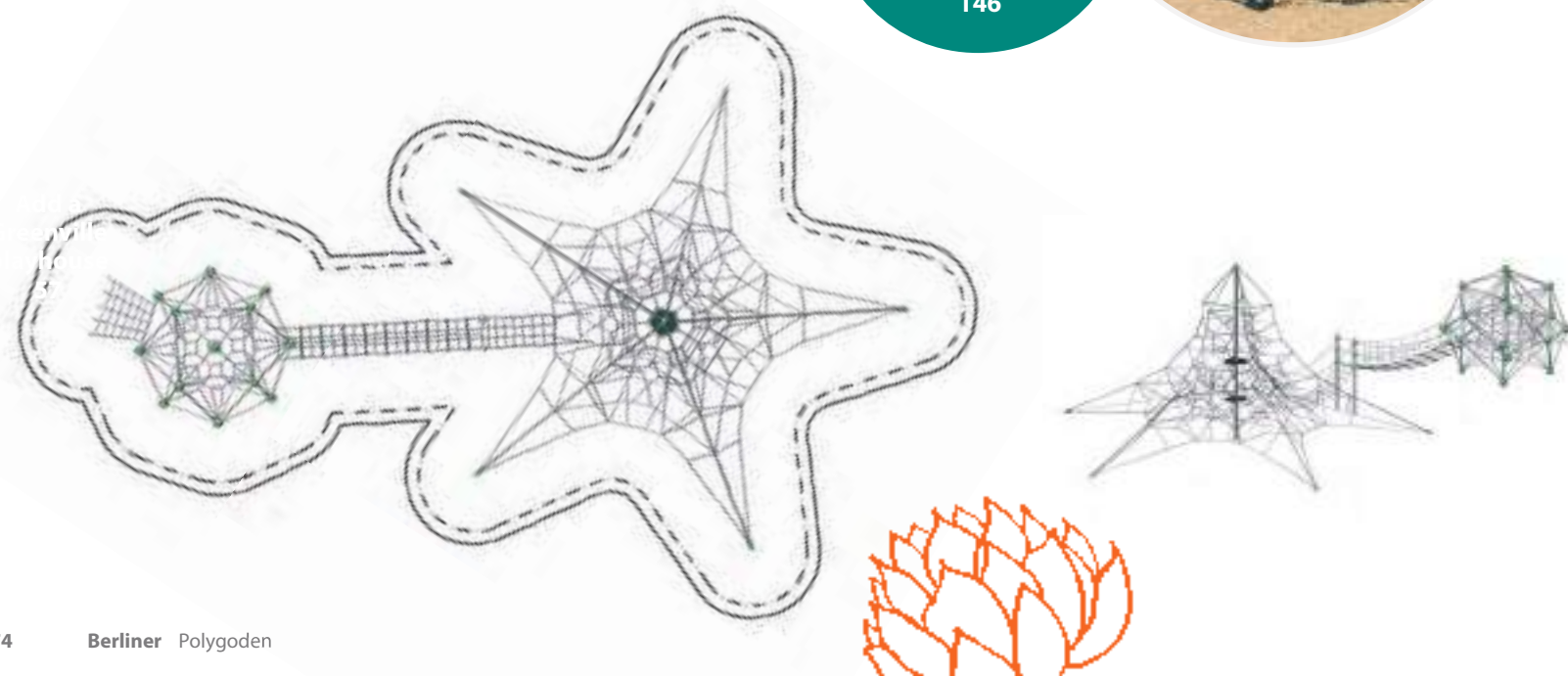
94



Our Spaceball is available in four different Sizes with a broad Range of Add-on Components 146




A suspension bridge links the Pentagode L and a Spaceball.





Terranos & Terranova

Our range of climbing components can turn any space into a netscape and low rope course.





Basics

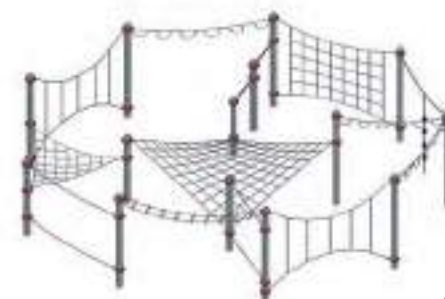
Terranos & Terranova

Our netscapes offer children of all ages plenty of space for any kind of climbing, crawling, balancing and so on, or just hanging around. Thanks to the see-through design, our natural netscapes and their young users are easily supervised. The range of rope accessories can turn any space into a netscape. Whether straight or sloping, there is always space for a two-dimensional net or a hand-over-hand climbing component. And if a tree should be in the way, we simply integrate it and make it the focal point of your play world.

Spider nets, hammocks, as well as any other rope accessory, connected to the steel posts by height adjustable clamps, complete the standard or made-to-measure layout. Where Terranos, with its straight posts, delivers play diversity in a classic design, Terranova strives for an organic flow and elemental inspiration. Curved posts, elaborate colour schemes and ornate HDPE panels artistically frame Terranova's four elements – Fire, Water, Earth and Air.



Design your
individual
Netscape
192



182

Terranos – Straight Posts and Connecting Elements

Terranos is one of the most modular systems of all within the Berliner product group. Most of the components used in Terranos are connected to the straight posts with the Frox connection eliminating shackles and thimbles from the reach of kid's hands. The Frox is connected to the posts with the help of the Terranos clamp, which is height-adjustable on site. Colours for rope, posts and clamps can be chosen from the whole Berliner colour scheme.



194

Terranova – Bent Posts and Four Stunning Designs

Terranova is a theme-based, fully modular, low rope course system. While based on the same components as Terranos, Terranova scores with its organic appearance. Bent posts, contrasting clamp colours and the newly developed Chrox connector make Terranova a modern netscape package. The four themes earth, fire, water and air give Terranova the right look, whether you want to let it stand out from nature or blend in with it.









Terranos
Products
are also
available with
curved Steel
Posts.
193

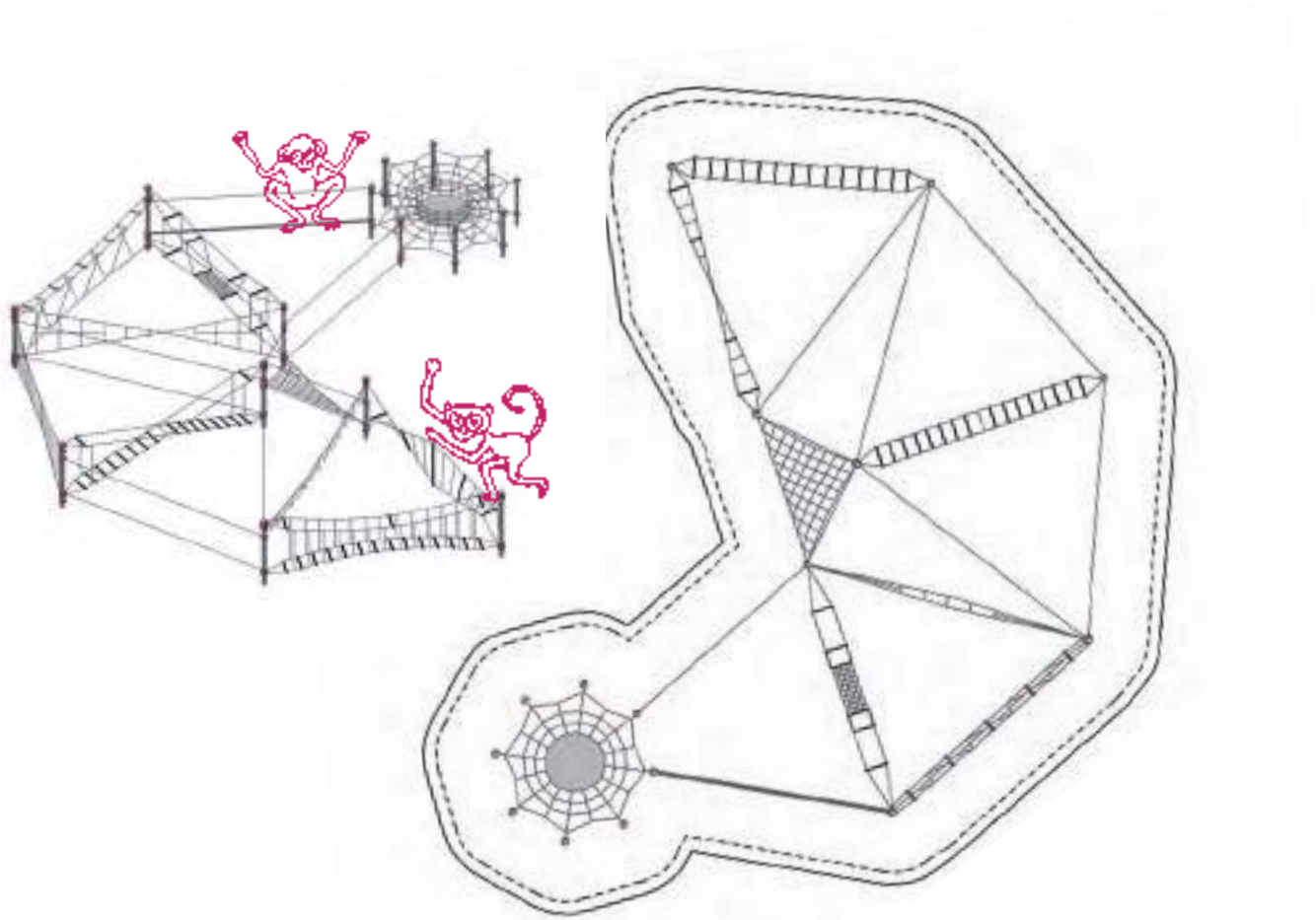
Berlin, Germany

Terrano.1728

95.171.728





	(m) ('")	19,9 x 17,4 x 2,4 65-4 x 57-2 x 7-11
	EN 1176 (m) ASTM/CSA (m) ASTM/CSA ('")	20,4 x 21,1 21 x 21,8 68-11 x 71-4
	EN 1176 (m) ASTM/CSA ('")	1,7 5-7
		5

This extensive Terranos structure was inspired by the concept of ropes courses. No need to wear a harness here, but there is still plenty that needs to be mastered. This is no children's birthday party, this is a challenge for the action seeking adolescent.



Terrano.1250

95.171.250

	(m) ('")	13,8 x 12,7 x 5,0 45-1 x 41-6 x 16-2
	EN 1176 (m) ASTM/CSA (m) ASTM/CSA ('")	16,8 x 15,6 17,2 x 16,2 56-6 x 52-4
	EN 1176 (m) ASTM/CSA ('")	1,7 6-0
		5

150

This attractive netscape in the north of Berlin is a real novelty, because for the first time this type of structure features the new elements Terranos Shade as well as the long ladder consisting of the Sculptura system.







Berlin, Germany



Terrano.2059

95.172.059

	(m) ('")	7,7 x 21,1 x 3,5 25-4 x 69-3 x 11-6
	EN 1176 (m) ASTM/CSA (m) ASTM/CSA ('")	10,7 x 24,6 11,4 x 25,4 37-4 x 83-3
	EN 1176 (m) ASTM/CSA ('")	2,5 8-2
		5

This combination has got it all: slide, climbing wall, planar nets and a space cell.







Hückelhoven, Germany



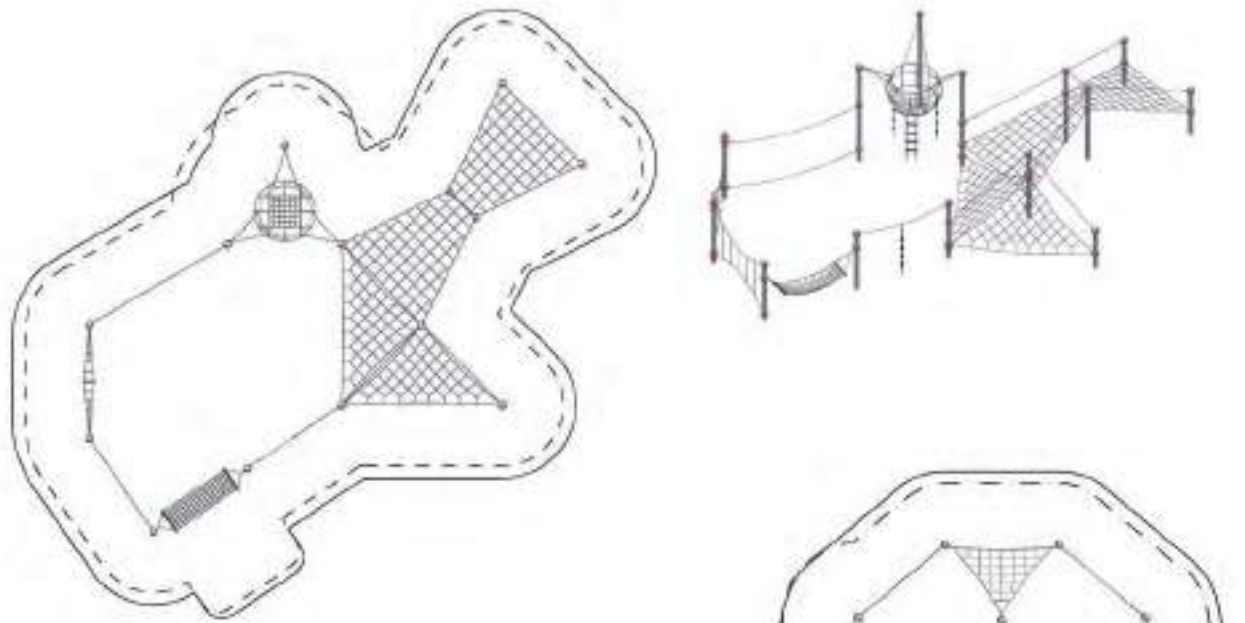


Rauderfehn, Germany





Terrano.2696

	(m)	12,1 x 13,4 x 3,5
	('"-)	39-7 x 43-10 x 11-6
	EN 1176 (m)	15,6 x 16,4
	ASTM/CSA(m)	16,1 x 17,0
	ASTM/CSA ('"-)	52-9 x 55-10
	EN 1176 (m)	2,5
	ASTM/CSA ('"-)	8-2
		5

This structure offers a circuit for climbing, so nobody needs to touch the ground. There is plenty of space and a wasps' nest to take a break in.




Terrano.1895

	(m)	8,8 x 8,9 x 2,1
	('"-)	28-7 x 29-2 x 6-11
	EN 1176 (m)	11,8 x 12,5
	ASTM/CSA(m)	12,4 x 12,6
	ASTM/CSA ('"-)	40-7 x 41-1
	EN 1176 (m)	2,0
	ASTM/CSA ('"-)	6-7
		5

This is an extensive combination in a circular arrangement, offering a lot of climbing possibilities: three hand-over-hand rope loops, a net wall, a climbing rope, two horizontal bars, a flat net, a hand-over-hand ladder, a swinging rope and a balancing cable. Balancing and climbing skills are improved readily and fun is guaranteed.



Shade L


	(m)	4,5 x 4,5 x 5
	('"-)	14-7 x 14-7 x 16-2

Despite modern indoor play areas, play is still mainly an outdoor activity. To stay cool when playing outdoors during the summer, shade is essential. Shade is a one-piece system that harmoniously integrates shade into the play structure. Shade is suitable for all-weather use.



Berlin, Germany


Shade S

	(m)	3,3 x 3,3 x 4,4
	('"-)	10-8 x 10-8 x 14-3



Berlin, Germany





Terrano.595

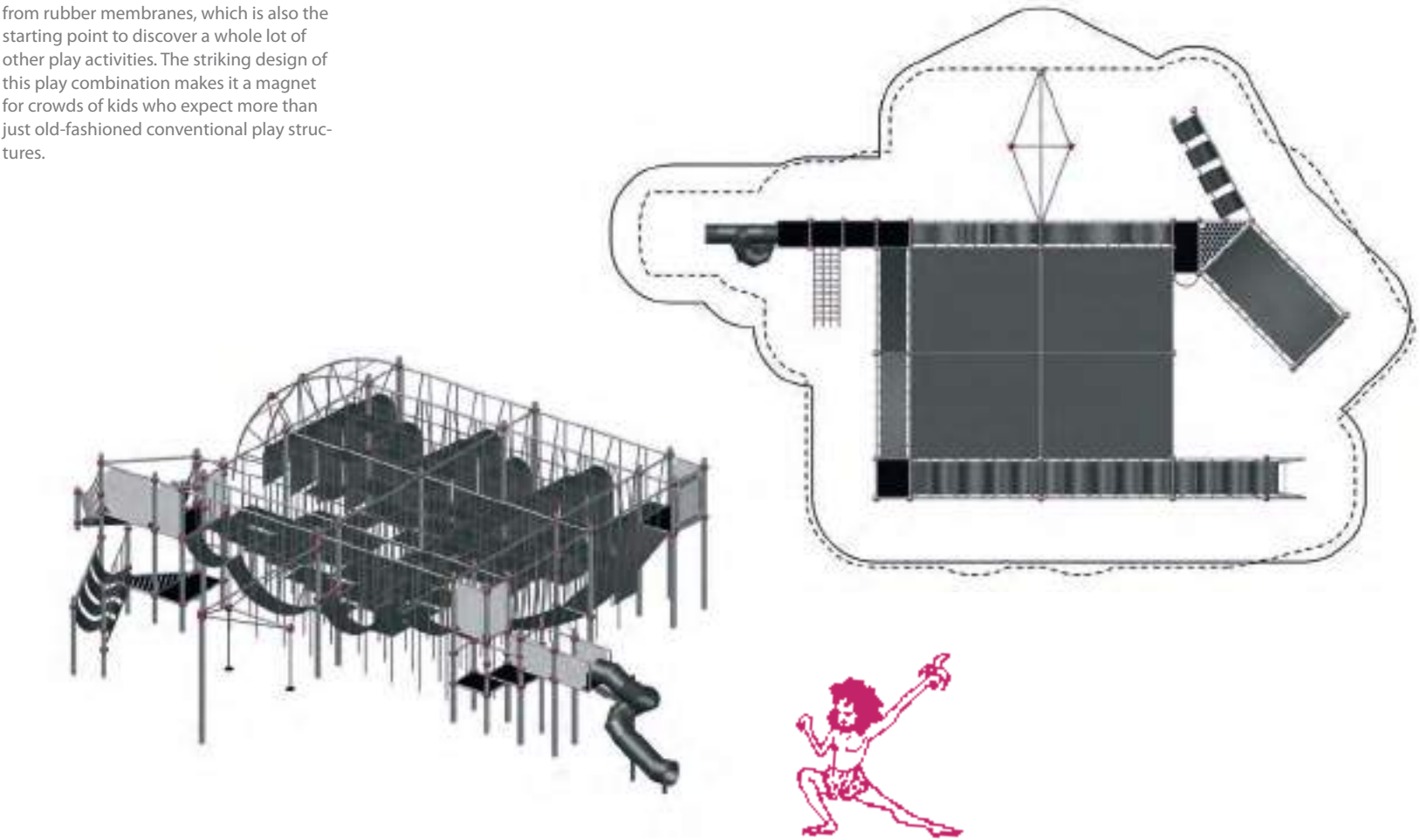
95.170.595

	(m) (")	19,6 x 13,1 x 3,9 64 x 43 x 12-8
	EN 1176 (m) ASTM/CSA (m) ASTM/CSA (")	23,5 x 15,7 24,3 x 16,8 79-6 x 55-1
	EN 1176 (m) ASTM/CSA (")	2,99 9-11
		5

191

Here is the right stuff for kids in motion!
The central element of the giant play combination is a large climbing garden made from rubber membranes, which is also the starting point to discover a whole lot of other play activities. The striking design of this play combination makes it a magnet for crowds of kids who expect more than just old-fashioned conventional play structures.

Berlin, Germany



Terrano.1893

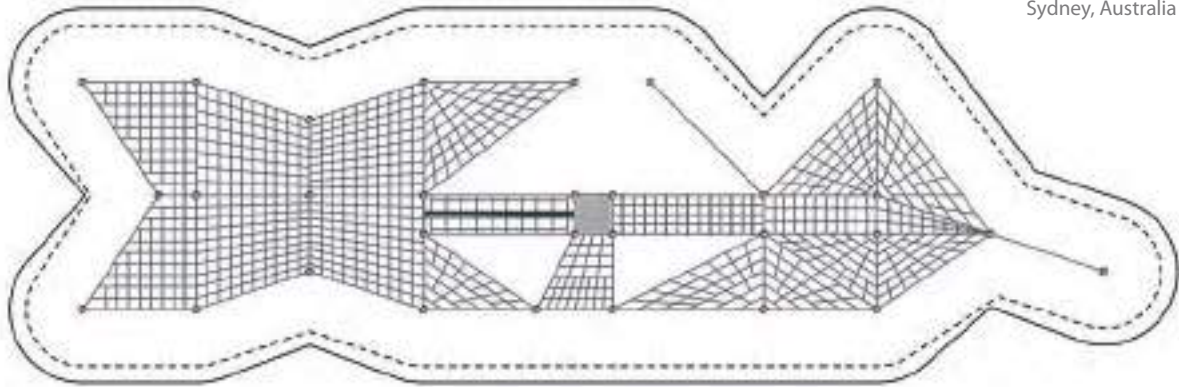
95.171.893

	(m) (")	27,2 x 6,2 x 2,5 89-4 x 20-6 x 8-3
	EN 1176 (m) ASTM/CSA (m) ASTM/CSA (")	30,0 x 9,0 30,9 x 9,9 101-4 x 32-5
	EN 1176 (m) ASTM/CSA (")	1,7 5-7
		5

The stunning diversity of play components aside, this structure amazes with its adaptation to the complex landscaping underneath for a peaceful symbiosis with its surroundings. Nature play at its best.



Sydney, Australia

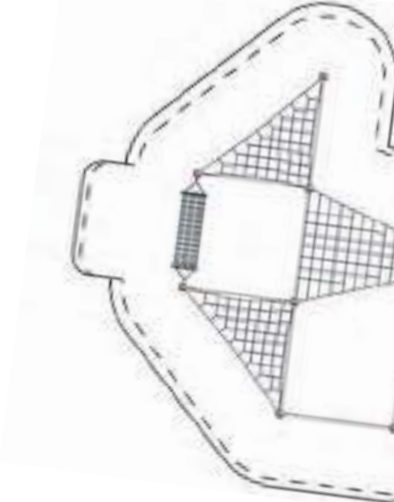


Terrano.2474

95.172.474

	(m) (")	9,2 x 9,5 x 2,3 30-3 x 31-0 x 7-7
	EN 1176 (m) ASTM/CSA (m) ASTM/CSA (")	12,4 x 13,4 12,9 x 14,0 42-2 x 45-9
	EN 1176 (m) ASTM/CSA (")	1,7 5-7
		5

Triangular nets, a trapeze net, a bridge, a hammock, two climbing ropes and a hand-over-hand loop rope, offer a unique mix of different challenges and inclines.



Neuffen, Germany



Sculptura.01

95.180.010

(m)

('-")

4,5 x 2,3 x 2,8

14-8 x 7-6 x 8-11

EN 1176 (m)

ASTM/CSA (m)

ASTM/CSA ('-")

5,3 x 7,5

6,0 x 8,2

19-6 x 26-8

EN 1176 (m)

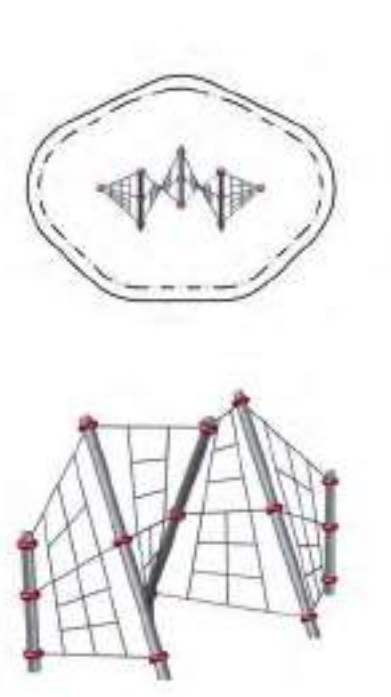
ASTM/CSA ('-")

1,99

6-7

5

Sculptura is the “sloping” addition to the otherwise straight Terranos range. A Sculptura element extends with three sloping Terranos posts across the diagonal of a 3 x 3 m Terranos grid. The centre posts always slope in the opposite direction to the other two outer posts. The diagonal terminates with one straight Terranos post respectively.



Sculptura.02

95.180.020

(m)

('-")

4,5 x 2,3 x 2,8

14-8 x 7-6 x 8-11

EN 1176 (m)

ASTM/CSA (m)

ASTM/CSA ('-")

5,3 x 7,5

6,0 x 8,2

19-6 x 26-8

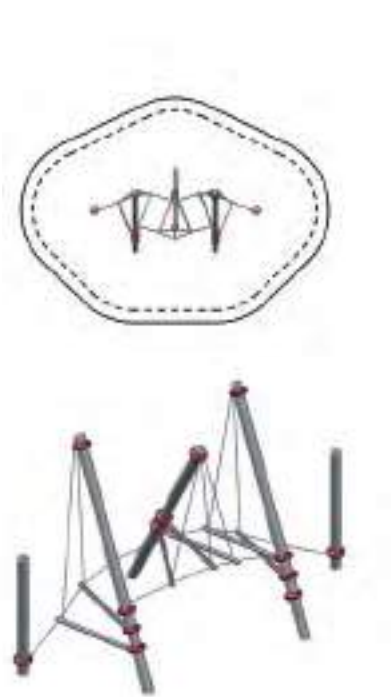
EN 1176 (m)

ASTM/CSA ('-")

1,24

4-1

5



Sculptura.03

95.180.030

(m)

('-")

4,5 x 2,3 x 2,8

14-8 x 7-6 x 8-11

EN 1176 (m)

ASTM/CSA (m)

ASTM/CSA ('-")

5,3 x 7,5

6,0 x 8,2

19-6 x 26-8

EN 1176 (m)

ASTM/CSA ('-")

0,91

3-0

5



Terrano.1684

95.171.684

(m)

('-")

4,5 x 4,5 x 1,7

14-8 x 14-8 x 5-7

EN 1176 (m)

ASTM/CSA (m)

ASTM/CSA ('-")

7,5 x 7,5

8,2 x 8,2

26-8 x 26-8

EN 1176 (m)

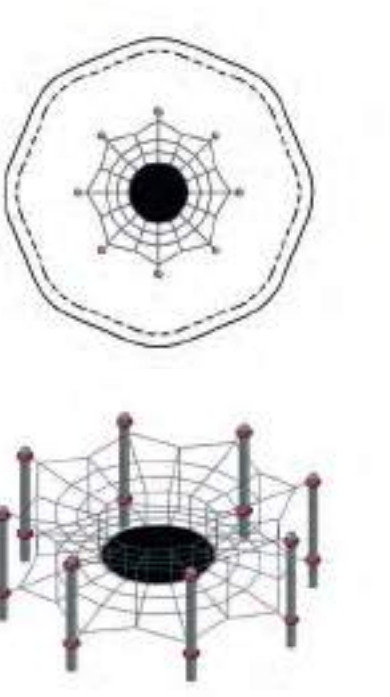
ASTM/CSA ('-")

1,6

5-3

5

Hey kids, a chance of a lifetime to get airborne! There's a place for you – if you can pass the gruelling tests to become one of the world's first astronauts on board the incredible ship Octagon Star Climber. It's a race to the very top and a springing experience on the rubber membrane in the centre. Be part of the adventure!



Terrano.658

95.170.658

(m)

('-")

4,5 x 4,5 x 1,1

14-7 x 14-7 x 3-8

EN 1176 (m)

ASTM/CSA (m)

ASTM/CSA ('-")

7,5 x 7,5

8,1 x 8,1

26-7 x 26-7

EN 1176 (m)

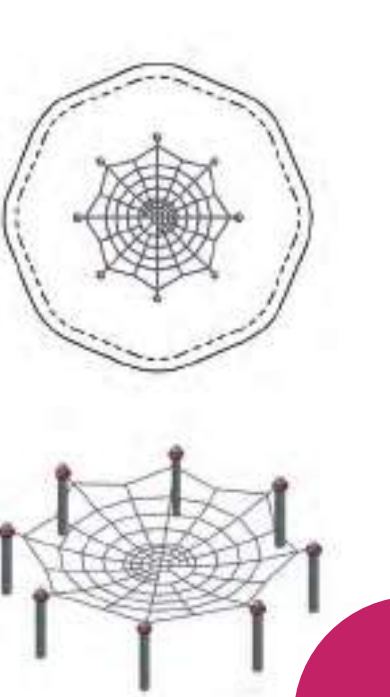
ASTM/CSA ('-")

1,1

3-8

3

The spider net is the ideal spot to play and to chat together.



Terrano.1726

95.171.726

(m)

('-")

7,7 x 1,7 x 2,4

5-8 x 25-4 x 7-10

EN 1176 (m)

ASTM/CSA (m)

ASTM/CSA ('-")

10,7 x 4,9

11,4 x 5,4

37-4 x 17-8

EN 1176 (m)

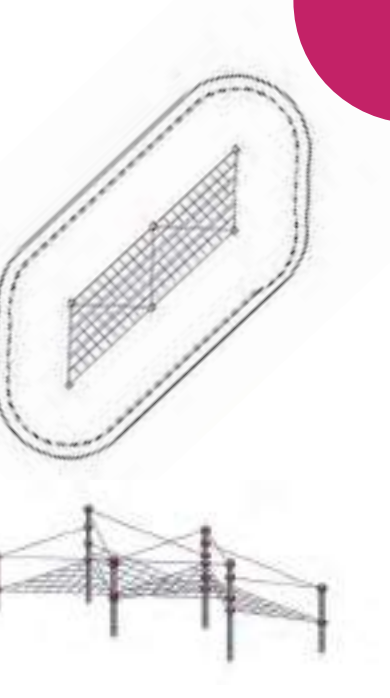
ASTM/CSA ('-")

1,7

5-7





5

The shakiness of two-dimensional nets and ropes promotes the development of psychomotor skills. But first and foremost, it ensures a fun time and helps in making friends along the way.



Terrano.1970

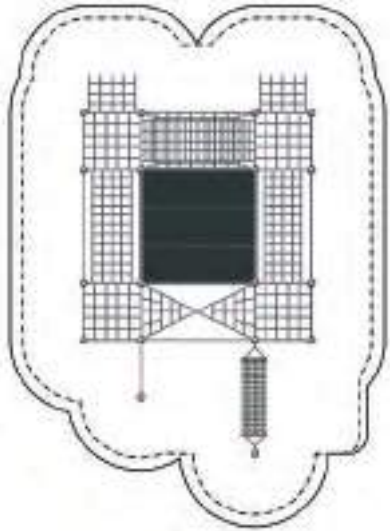
95.171.970

	(m) 6,3 x 10,2 x 3,2
	('-") 20-5 x 33-3 x 10-6
	EN 1176 (m) 9,2 x 13,1
	ASTM/CSA(m) 13,8 x 9,9
	ASTM/CSA ('-") 32-5 x 45-3
	EN 1176 (m) 1,8
	ASTM/CSA ('-") 5-11
	5

Like the world's best outdoor gym, this composite structure is going to ensure an unparalleled workout. Vertical and horizontal nets, rubber steps, chin-up bars, balancing components and many other special features will improve strength, agility and stamina. And if that's still not enough, the built-in slope will take care of the rest. At this school, obesity didn't stand a chance.




Copenhagen, Denmark



New School Ground in Sydhaven

In Copenhagen's modern Sydhaven district, under the project management of the Copenhagen-based architecture company, JJW Arkitekter, new school grounds were built on an area of over 10.000 m² - Sydhavensskolen. The whole building is arranged in tiers on five levels. Each level has its own spacious area outside which can be accessed using spacious steps outside the building. The different play facilities and the climbing apparatus on the individual levels are the core element of the areas outside.

The partner for the planning and implementation was Berliner Seilfabrik. The architects decided on combinations for the "Terranos Netscapes". On levels 0, 1 and 2, playgrounds were created on areas of space measuring from 60 m² to 160 m², which challenge pupils close to the ground or up to a height of almost 3 metres. The mix of straight and bevelled posts gives the unit on level 2 a dynamic look and, thus, revives the urban motto of the construction project. For the play equipment on the school grounds, 63 posts were built. The ground of the Sydhaven project required a special installation, since it forms both the roof of the classrooms and the corridors.

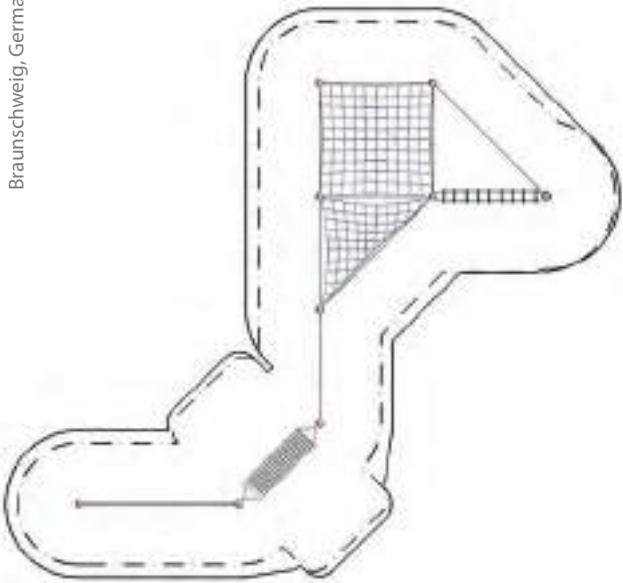


Therefore, it was not possible to use thick concrete blocks. This referred back to a special customer oriented anchoring process. The posts were welded onto large steel plates and strengthened with gussets. These plates are firmly fixed on to the concrete surface with the help of shear connectors and thread bolts.

The bolts and plates are coated using coloured EPDM fall protection material. The colour concept of all play and sports equipment is captivating thanks to its consistency and clarity. All posts are coated in a matte white. The ropes between them come in a natural beige colour. In its artistic composition, the play equipment conveys a feeling of freedom all at once.







Braunschweig, Germany



Terrano.2477





95.172.477

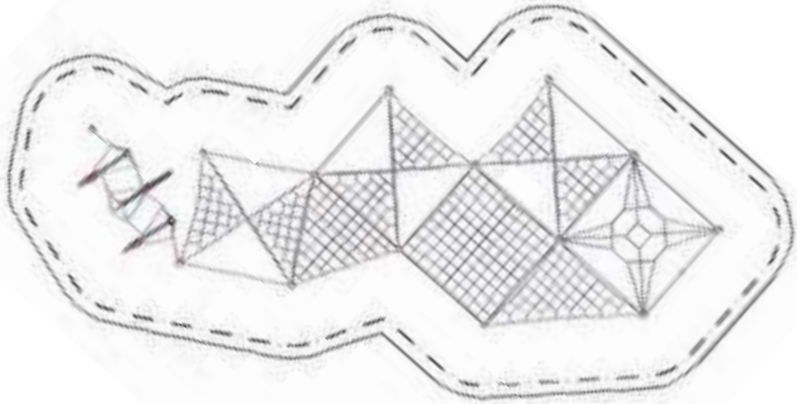
	(m) 11,4 x 12,6 x 2,4
	('-") 41-4 x 37-3 x 7-11
	EN 1176 (m) 15,6 x 14,4
	ASTM/CSA(m) 16,3 x 15,0
	ASTM/CSA ('-") 53-4 x 49-3
	EN 1176 (m) 2,0
	ASTM/CSA ('-") 6-7
	5



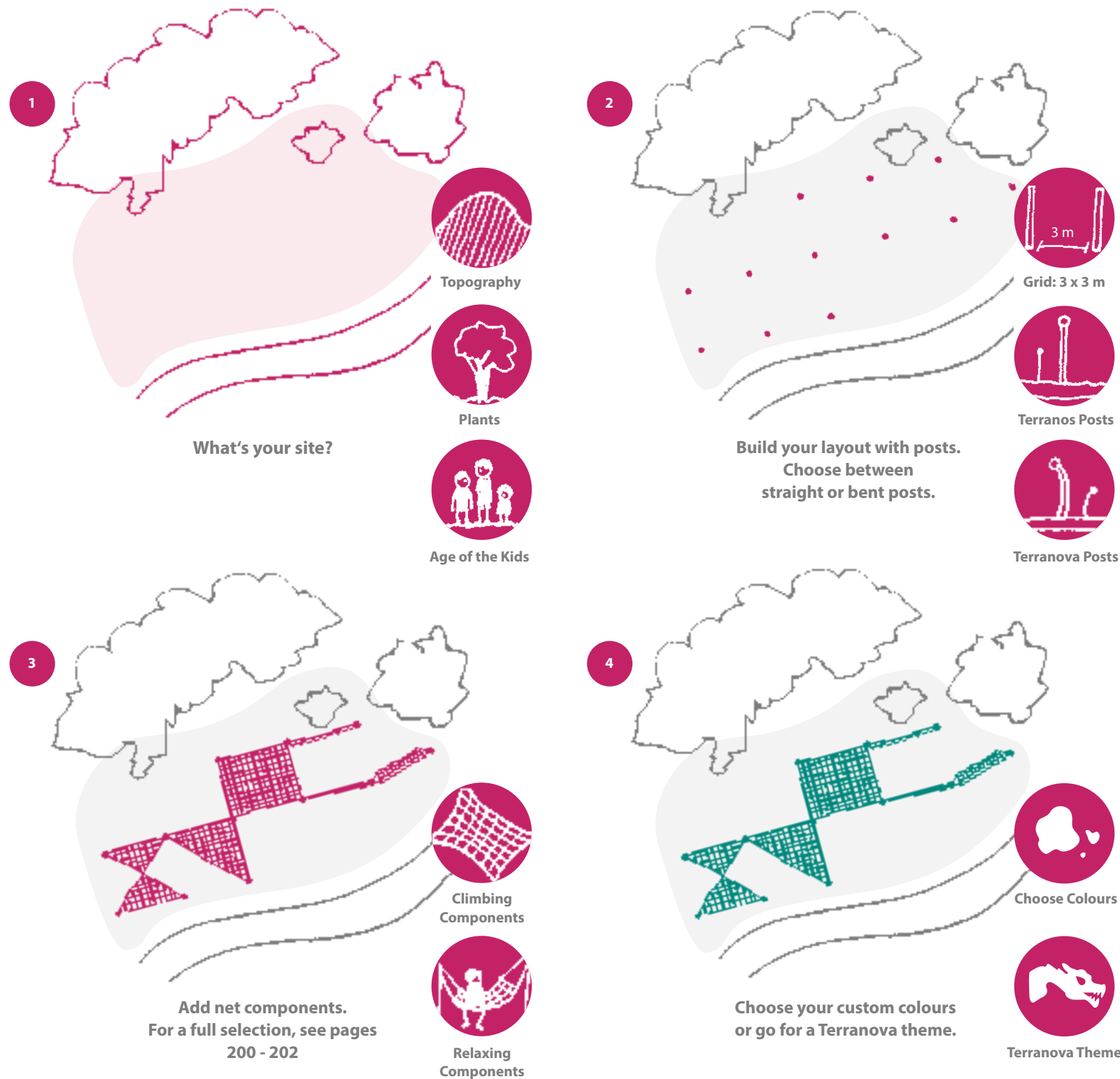
Terrano.1935

95.171.935

	(m) 14,5 x 11,1 x 2,5
	('-") 36-3 x 47-4 x 8-3
	EN 1176 (m) 14,1 x 17,5
	ASTM/CSA(m) 14,7 x 18,1
	ASTM/CSA ('-") 48-3 x 59-4
	EN 1176 (m) 1,5
	ASTM/CSA ('-") 6-0
	5



Design your own Terranos & Terranova Structure



Basic Components

The straight posts emphasize Terranos' classic, cool look. The powder-coated steel posts with an outer diameter of 133 mm ensure longevity in any climate. Four different post tops are available. The nets are of course the essential component of a real netscape. There is a multiplicity of different net forms available that can be integrated into the Terranos system. More accessories can be selected from a wide choice of bridges, hammocks, climbing ropes, rubber elements etc. The Terranos clamp is the most important technical element of our netscapes. The special design ensures structural integrity, while its height adjustability helps customization and accessibility. The Frox rope connection system makes sure it's a secure play environment for users' hands.

The organically curved steel posts of Terranova, with their innovative, hand-flattering surface textures, offer a secure hold for the ChroX connector.



Terranova Themes

Terranova is fire: Terranova combines the warm appearance of materials such as rope and HDPE with innovative surface textures that feel pleasant to the touch, thereby giving added value to a structure's durable steel and aluminium components.

Terranova is water: nets constructed of 18 mm diameter rope form wavy landscapes and are anchored by the newly developed ChroX-terminal, which means installing rope nets on location becomes child's play.

Terranova is earth: Terranova integrates the organic appearance of the curved posts with carefully designed climbing plates finished in subtle natural tones.

Terranova is air: aerial themes are gracefully and elegantly cited. Depending on a client's wishes, they can either be embedded in the surroundings or stick out from them.

Terranova.3

96.180.003

(m)
('-")

19,3 x 18,8 x 5,0
63-1 x 61-8 x 16-4

EN 1176 (m) 22,6 x 22,1
ASTM/CSA (m) 22,5 x 22,9
ASTM/CSA ('-") 73-8 x 75-1

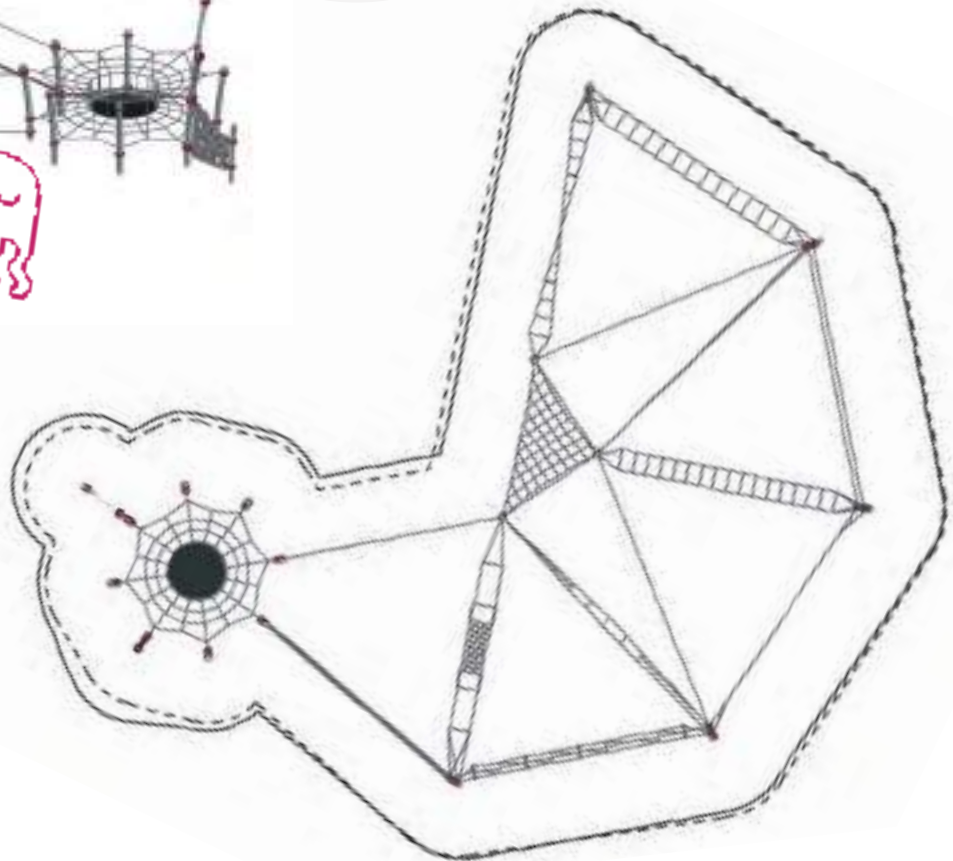
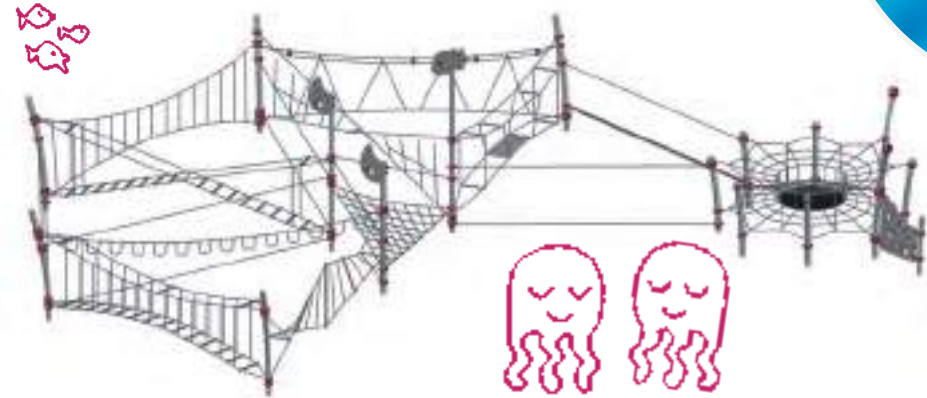
EN 1176 (m) 2,2
ASTM/CSA ('-") 7-3

5

Like an ocean's mighty waves, this extensive water-themed Terranova combination invites young surfers to embrace the challenge. The sway bridge, the inverted ladder and the crossed stairway, to name just a few, all offer diverse difficulty levels, ensuring fulfilled play regardless of the ability.



Rainbow Beach, Australia



Terranova.2

96.180.002

(m)
('-")

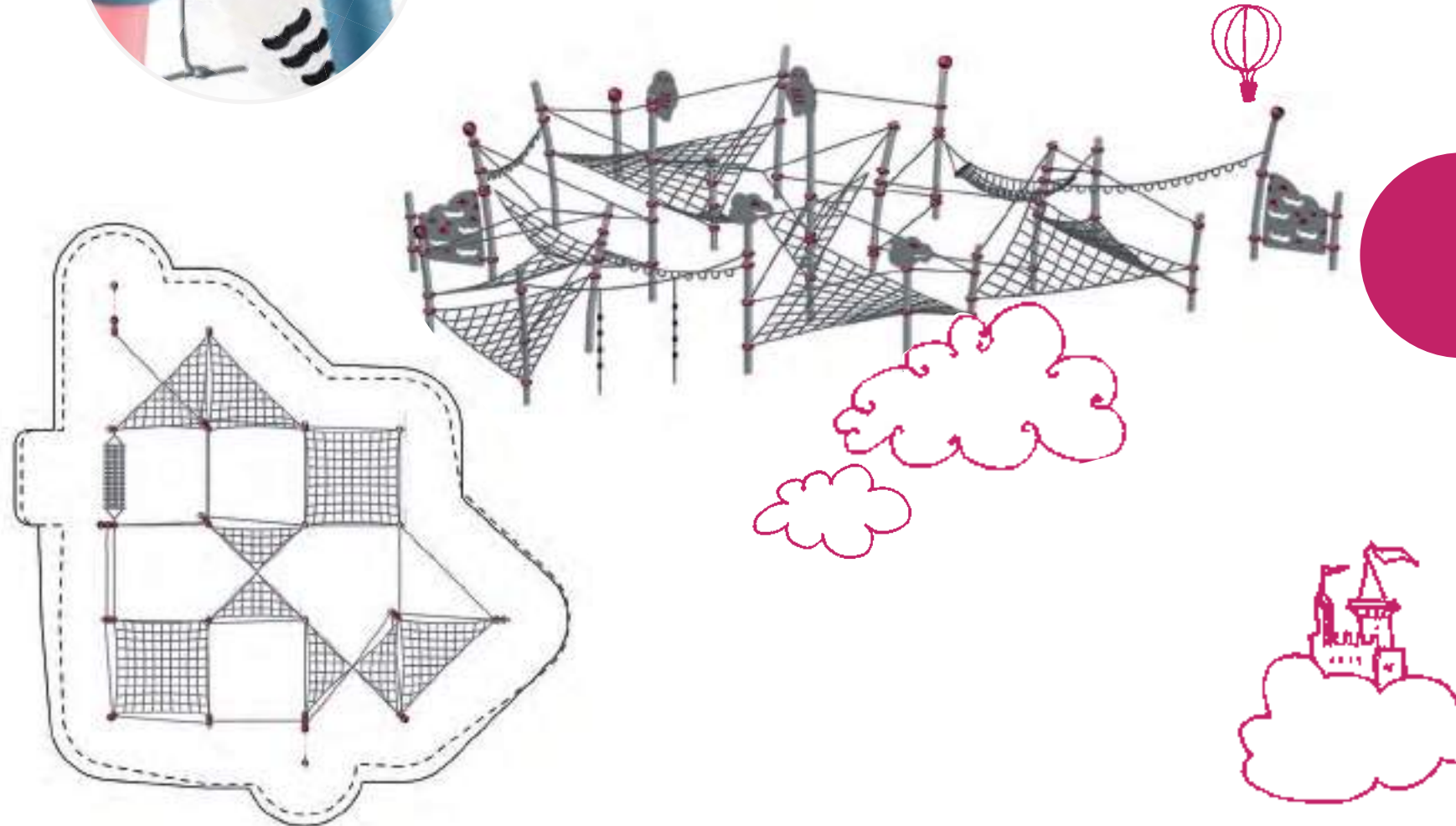
15,4 x 13,1 x 5,0
50-5 x 42-9 x 16-4

EN 1176 (m) 18,4 x 17,2
ASTM/CSA (m) 19,1 x 17,5
ASTM/CSA ('-") 62-5 x 57-3

EN 1176 (m) 2,6
ASTM/CSA ('-") 8-7





5

Planar nets arranged at an angle are great for climbing as well as socializing. Vertical climbing ropes and hand-over-hand components satisfy those seeking more of a challenge. Terranova.2's light and elegant design is reinforced by the air theme.



Terranova.4

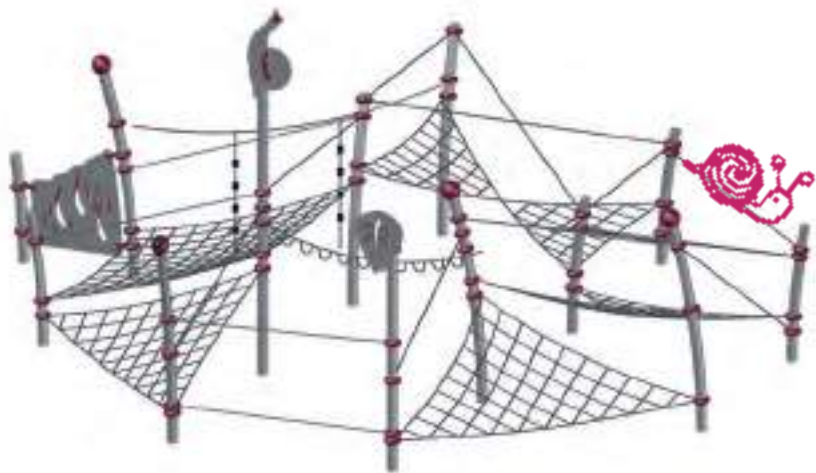
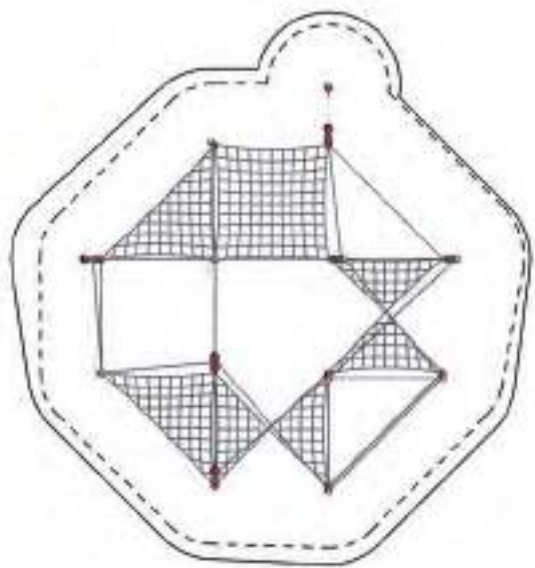
96.180.004

	(m) 35-11 x 33-0 x 16-4	11,0 x 10,1 x 5,0
	EN 1176 (m) ASTM/CSA(m) ASTM/CSA ("")	13,8 x 12,8 14,6 x 13,8 47-11 x 45-0
	EN 1176 (m) ASTM/CSA ("")	2,0 6-7
		5

Terranova's close to the ground play events physically challenge their users in unexpected ways. The four elements, on the other hand, aim to strike at the heart and the mind for the most fulfilled play experience.







Québec, Canada


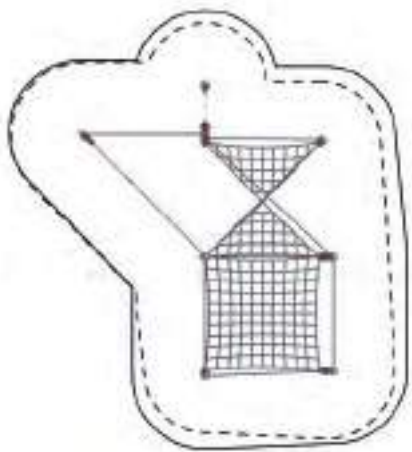


Terranova.6

96.180.006





	(m) 26-1 x 22-6 x 16-4	8,0 x 6,9 x 5,0
	EN 1176 (m) ASTM/CSA(m) ASTM/CSA ("")	11,0 x 10,1 11,6 x 10,6 38-1 x 34-6
	EN 1176 (m) ASTM/CSA ("")	2,0 6-7
		5

Supervision has never been easier. Lacking visual barriers, Terranova.6 emphasizes safety in a fun play environment.



Terranova.14

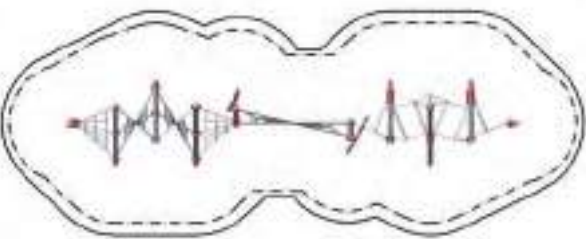
96.180.014

	(m) (")	12,0 x 2,3 x 3,1 39-4 x 7-6 x 10-1
	EN 1176 (m) ASTM/CSA (m) ASTM/CSA ("")	15,0 x 5,3 15,4 x 6,0 50-5 x 19-6
	EN 1176 (m) ASTM/CSA ("")	1,95 6-5
		5

A balance and agility challenge awaits those who dare to accept it. Sculpura's slanted posts make Terranova.14 a twist to remember.







Hannover, Germany



Terranova.9

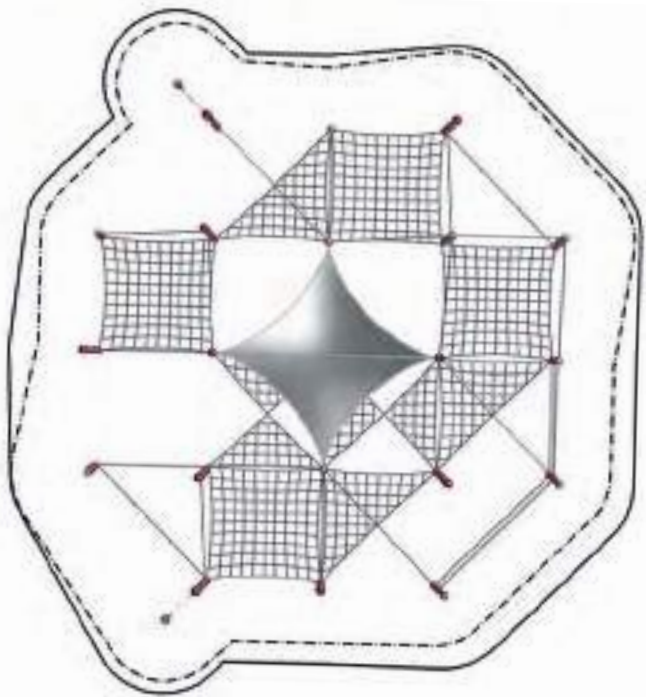
96.180.009

	(m) (")	13,0 x 14,4 x 5,0 42-8 x 47-4 x 16-2
	EN 1176 (m) ASTM/CSA (m) ASTM/CSA ("")	17,4 x 16,4 18,1 x 16,7 59-3 x 54-7
	EN 1176 (m) ASTM/CSA ("")	2,6 8-7
		5

The incorporation of shade into the design, without destroying its lightness and grace, is just one of Terranova's specialties. No need to leave the playground to find a cool spot after a fun workout on overhead components, inclined nets and balancing courses.







Canadian School, Singapore




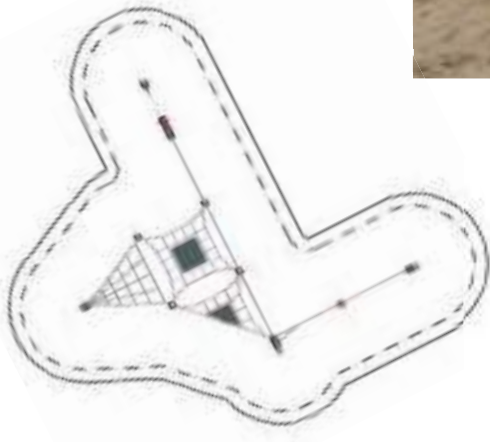
Inclusion Favourite, Details 345

Terranova.104

96.180.104

	(m) (")	8,6 x 8,2 x 2,9 28-0 x 26-9 x 9-6
	EN 1176 (m) ASTM/CSA (m) ASTM/CSA ("")	11,6 x 11,2 12,2 x 11,8 40-0 x 38-9
	EN 1176 (m) ASTM/CSA ("")	1,23 4-1
		3

This apparatus incorporates and inter-connects low-level climbing elements. Conceived for nursery children, it's already proving a hit in the small children's section of one of Berlin's largest playgrounds.







Berlin, Germany



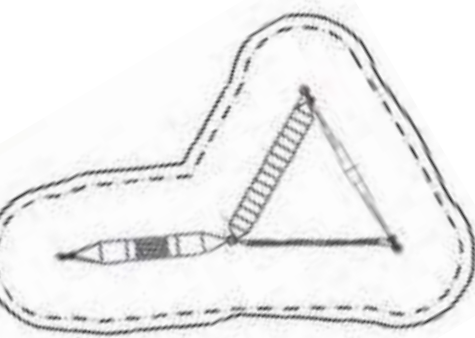
Greenville 28

Terranova.141

96.180.141

	(m) (")	8,2 x 5,2 x 4,1 26-9 x 17-1 x 13-6
	EN 1176 (m) ASTM/CSA (m) ASTM/CSA ("")	11,2 x 8,3 11,8 x 9,0 38-9 x 29-5
	EN 1176 (m) ASTM/CSA ("")	1,76 5-10
		5

A varied low ropes course consisting of different climbing elements like Net Helix, Sway Bridge, Floating Net and Net Passage in a "jungle design". The topic-specific motifs made of HDPE are freely selectable.



Monheim, Germany

Components for Terranos & Terranova

Beautiful landscapes need not be monotonous, but can be places for activity - climbing, swinging and letting off steam. And after all that effort, what could be better than to lie back in a hammock and let your legs and soul dangle freely? Such varied net landscapes can be created from components of the versatile Terranos product group.

Low-level rope course elements can be supplied in standard 6 m and 4,2 m lengths. The prices quoted in the price list are for climbing elements only, without posts.



Crossed Stairway



Crossed Flubber



Air Walk



Layaway Walk



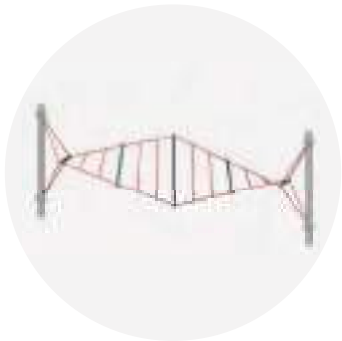
Floating Net



Sway Bridge



Net Helix



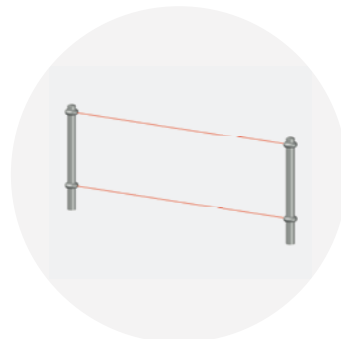
Inverted Ladder



Panelled Bridge



Rope Sweep



Balancing Cable with Handrail



Hand-Over-Hand Loop Rope with Balancing Cable



Hand-Over-Hand Loop Rope



Hand-Over-Hand Ladder with Balancing Cable



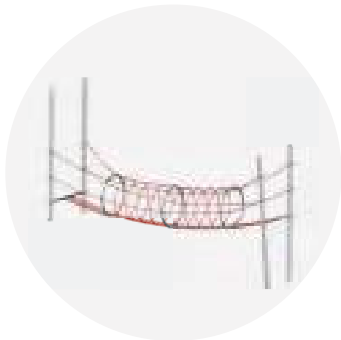
Hand-Over Hand Ladder



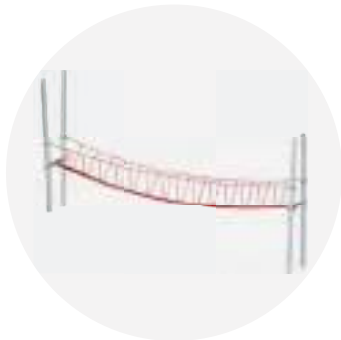
Climbing Rope



Slackline



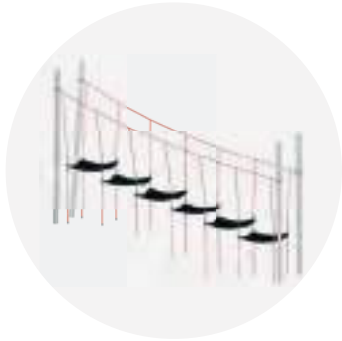
Liana Tunnel




Liana Bridge



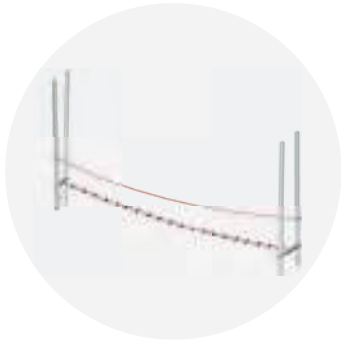
Rubber Tube



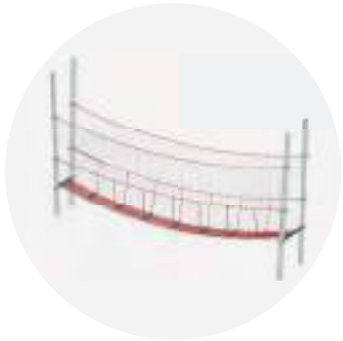
Chessboard Bridge



Rubber Bridge



Rung Bridge



Suspension Bridge with Safety Net



Jungle Bridge



Transition Bridge

Our Bridges and Tunnels are also available as connecting Elements for our Greenville Product Line 28

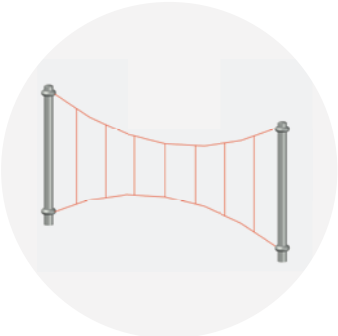




Standard Terranos Net Components come in 6 m & 4,2 m Lengths.



Triangular Net with Handrail



Harp Net



Net Passage



Net Sack



Quad-Net (horizontal) with Handrail




Quad-Net (vertical)



Spider's Web




Folded Net with Handrail



Double Net Funnel



Hammock



Space Cell



Slide





HodgePodge


A variety of sturdy and durable sport and play elements!



Basics

HodgePodge

HodgePodge is a clever and versatile combination of play equipment and climbing structures that can be used anywhere and for numerous activities. Climbing trees, Wasps' nest, zip lines, swings and carousels for fun and excitement.









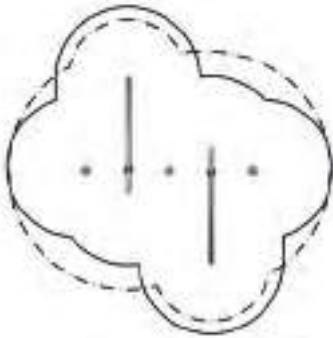
Monheim, Germany

Liana

95.190.605





	(m) ('")	5,0 x 4,7 x 3,1 16-4 x 15-4 x 10-0
	EN 1176 (m) ASTM/CSA(m) ASTM/CSA ('")	8,0 x 8,5 8,7 x 8,6 28-3 x 28-3
	EN 1176 (m) ASTM/CSA ('")	2,16 9-4
		5

You too can be Tarzan of the Jungle! Lianas are swinging ropes dangling from curved posts. Use the ropes to swing your way from stump to stump without touching the ground. Older children in particular find this an irresistible challenge.



Wasps' Nest.120

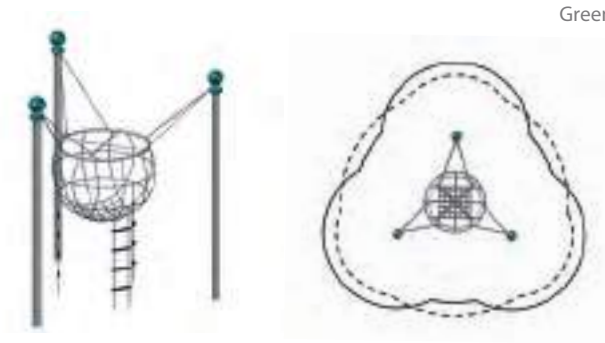
95.200.120

	(m) 3,3 x 2,9 x 3,8
	('-") 10-8 x 9-5 x 12-3
	EN 1176 (m) 6,3 x 6,4
	ASTM/CSA(m) 7,0 x 6,6
	ASTM/CSA ('-") 22-8 x 21-5
	EN 1176 (m) 2,5
	ASTM/CSA ('-") 8-3
	5

Inside that big netball, formed by a special spring-core cable, kids rise above all the action. It is a great place to observe the playscape or to have a chat or just to let the mind wander. Available with or without balls on the post.







Can be embedded in every Terranos Landscape 168



Greensboro, USA

Sand Workshop

98.180.014

	(m) 1,3 x 4,8 x 3,2
	('-") 4-0 x 5-10 x 10-3
	EN 1176 (m) 4,3 x 4,8
	ASTM/CSA(m) 4,9 x 5,5
	ASTM/CSA ('-") 16-0 x 17-10
	EN 1176 (m) 0,97
	ASTM/CSA ('-") 3-3
	5

Whether it's a construction site, bakery or gravel plant, the bucket on the chain hoist of the sand workshop offers countless possibilities for role-playing games.







Genk, Belgium



Palmetto Saucer

95.190.263

	(m) 2,5 x 1,0 x 2,1
	('-") 3-4 x 9-7 x 6-11
	EN 1176 (m) 6,5 x 2,5
	EN 1176 (m) 1,5
	3

As an accessible multi-user swing the Palmetto Saucer convinces through sharing fun. Heavy-duty engineering concealed behind a subtle, though striking design.



Inclusion Favourite, Details 345







New Jersey, USA

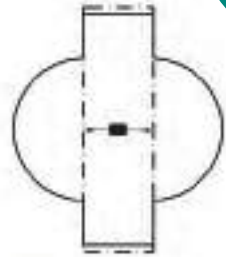


Palmetto Basket

90.340.071

	(m) 0,3 x 1,9 x 2,2
	('-") 1-0 x 6-1 x 7-0
	EN 1176 (m) 6,5 x 1,9
	ASTM/CSA(m) 6-2 x 5-6
	ASTM/CSA ('-") 20-2 x 18-1
	EN 1176 (m) 0,97
	ASTM/CSA ('-") 3-2
	3





In this smaller version of the Palmetto Saucer, a swing seat especially for the smallest users has been suspended between slanting posts. This enables even the youngest of children to enjoy a safe swinging experience.





Calisthenics.02





95.190.481

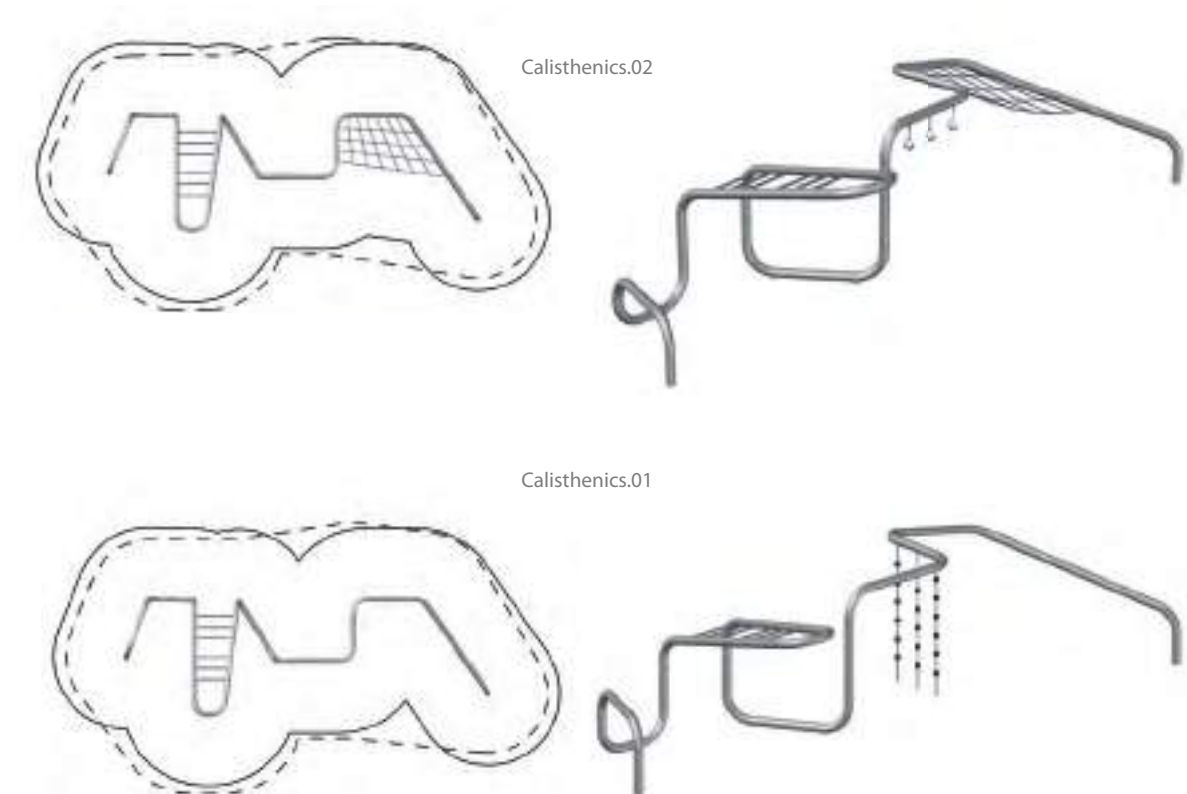
	(m) ('")	3,2 x 9,9 x 2,4 10-5 x 32-6 x 7-10
	EN 1176 (m) ASTM/CSA(m) ASTM/CSA ('")	7,2 x 12,9 6,9 x 13,6 22-5 x 44-6
	EN 1176 (m) ASTM/CSA ('")	2,39 7-10
		5

Calisthenics.02 combines climbing and calisthenics in one, and looks good into the bargain! Whether pull-ups or hand-over-hand moves, fitness fans will be spoiled for choice when using this piece of apparatus, which is more than 9 m long. Calisthenics.02 is just one of many possible variants: the colour, shape and functionality can be tailored to your specific requirements so as to fit in with your surroundings, whether urban or natural. Get in touch with us about your wishes!

Calisthenics.01





95.190.553

	(m) ('")	3,2 x 9,8 x 2,4 10-5 x 31-11 x 7-10
	EN 1176 (m) ASTM/CSA(m) ASTM/CSA ('")	7,2 x 12,8 6,9 x 13,4 22-5 x 43-11
	EN 1176 (m) ASTM/CSA ('")	2,32 7-8
		5







Calisthenics.03

97.110.004

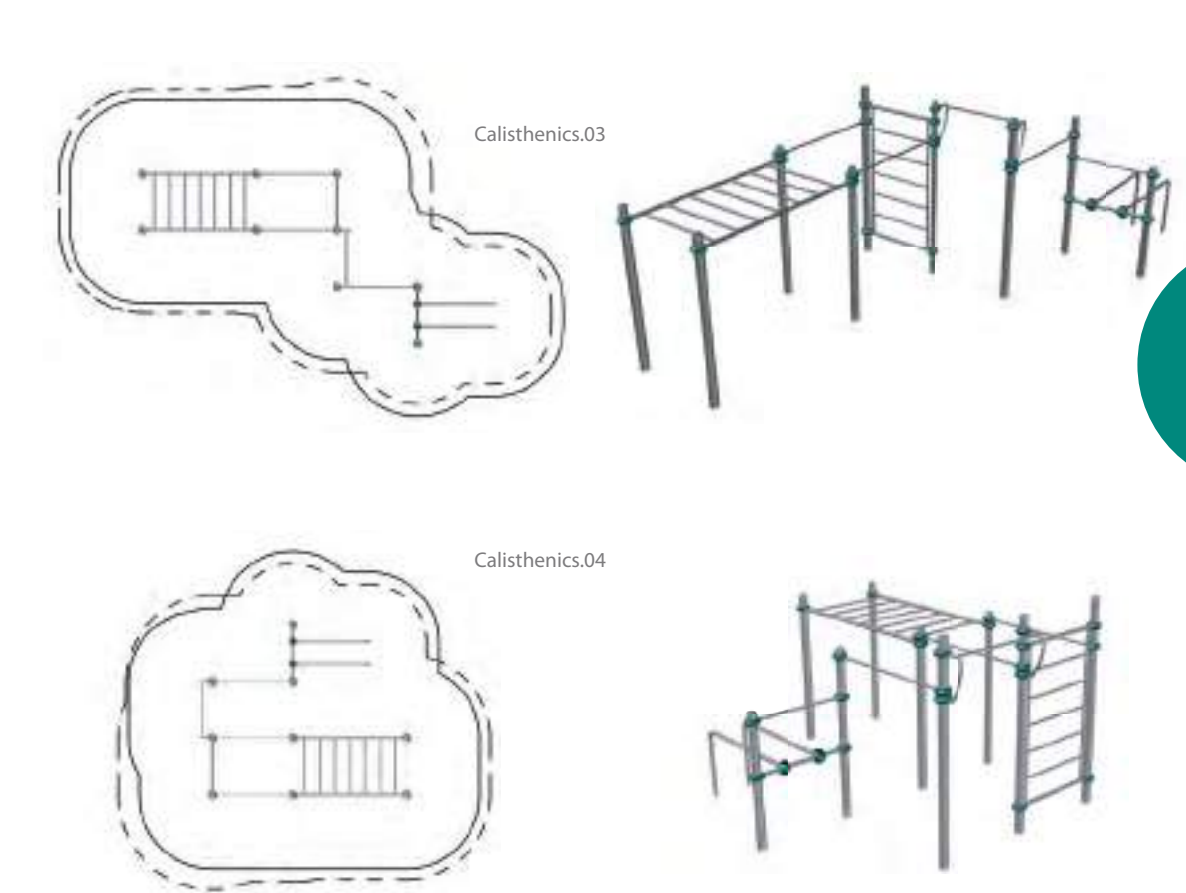
	(m) ('")	30,2 x 2,2 x 3,2 98-11 x 7-3 x 10-5
	EN 1176 (m) ASTM/CSA(m) ASTM/CSA ('")	30,2 x 4,0 33,8 x 5,9 110-11 x 19-2
	EN 1176 (m) ASTM/CSA ('")	1,0 3-4
		5

Calisthenics.04

95.190.507




	(m) ('")	5,7 x 4,8 x 3,3 18-6 x 15-6 x 10-8
	EN 1176 (m) ASTM/CSA(m) ASTM/CSA ('")	9,9 x 8,6 9,3 x 8,4 30-6 x 27-6
	EN 1176 (m) ASTM/CSA ('")	2,99 9-11
		5

Calisthenics.03 offers countless fitness opportunities on horizontal bars of different heights, a balance bar, wall bars, and a monkey swing. The modular nature of the system, with its posts and Terranos clamps, allows for the creation of multifaceted calisthenics equipment of any size.







Kids Tramp.03

90.660.012.410.70

	(m)	1,5 x 1,5
	EN 1176 (m)	3,93 x 3,93
	EN 1176 (m)	0
		3

Kids Tramp.04

90.660.012.410.80

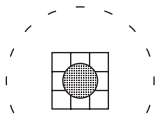
	(m)	2 x 2
	EN 1176 (m)	5,43 x 5,43
	EN 1176 (m)	0
		3

Play, sports, learning and therapy are just a few keywords that belong to trampolines. With growing popularity, they are hardly thinkable off the playground. The devices are characterised by a joint-gentle jump, as well as a pleasant fall and landing behavior. They are optimally tailored to the body of adolescent children.

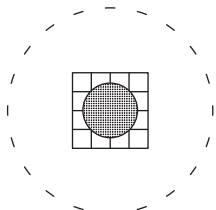
The KidsTramp trampolines are available in different sizes. Round, square and rectangular shapes – there will be something for every design concept.



Can be embedded in on-site Safety Surface.



Kids Tramp.03



Kids Tramp.04







Kids Tramp.01

90.660.012.410.50

	(m)	1,5 x 1,5
	EN 1176 (m)	4,0 x 4,0
	EN 1176 (m)	0
		3

Kids Tramp.02

90.660.012.410.60

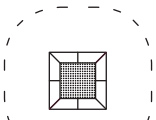
	(m)	2 x 2
	EN 1176 (m)	5,5 x 5,5
	EN 1176 (m)	0
		3



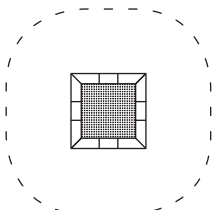
Available in different Scales.



Inclusion Favourite, Details 345







Kids Tramp.01



Kids Tramp.02







Albero.01

95.200.010		
	(m) (")	1,7 x 1,7 x 3,2 5-5 x 5-5 x 10-4
	EN 1176 (m) ASTM/CSA(m) ASTM/CSA ("")	5,9 x 5,9 5,4 x 5,4 17-5 x 17-5
	EN 1176 (m) ASTM/CSA ("")	2,4 7-11
	5	

The climbing tree with a height of 3 m is gently rotating around the trunk with its climbing supports. The slide bearings are maintenance-free.







Albero.02

95.200.020		
	(m) (")	2,4 x 2,4 x 3,8 7-9 x 7-9 x 12-4
	EN 1176 (m) ASTM/CSA(m) ASTM/CSA ("")	7,4 x 7,4 6,1 x 6,1 19-9 x 19-9
	EN 1176 (m) ASTM/CSA ("")	2,99 9-11
	5	

The Albero.02 is a big tree for a larger group of children to enjoy a gentle ride around the trunk.



O'Tannebaum

95.200.080		
	(m) (")	2,4 x 2,4 x 3,1 7-9 x 7-9 x 10-3
	EN 1176 (m) ASTM/CSA(m) ASTM/CSA ("")	5,4 x 5,4 6,1 x 6,1 19-9 x 19-9
	EN 1176 (m) ASTM/CSA ("")	0,5 1-8
	5	

A Christmas tree for all year round. Except for the trunk the entire tree is rotatable. The big rubber membrane surface with its low access height enables children with special needs also to join the fun.







Inclusion
Favourites,
Details
345



See also:
Terranova
192


O'Tannebaum 2.5

90.340.045		
	(m) (")	2,1 x 2,1 x 2,5 6-9 x 6-9 x 8-3
	EN 1176 (m) ASTM/CSA(m) ASTM/CSA ("")	5,1 x 5,1 5,7 x 5,7 18-9 x 18-9
	EN 1176 (m) ASTM/CSA ("")	0,5 1-8
	3	

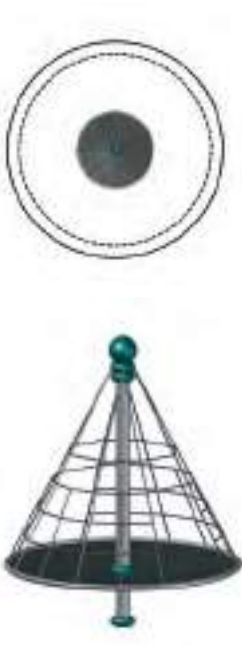
The little brother of O'Tannebaum.



Bexley, UK







Berlin, Germany



Cloud 9

97.100.025

	(m) 3,3 x 1,3 x 2,1	(ft.) 10-8 x 4-2 x 6-9
	EN 1176 (m) ASTM/CSA(m) ASTM/CSA (ft.)	7,0 x 3,3 7,5 x 7,0 24-5 x 22-8
	EN 1176 (m) ASTM/CSA (ft.)	1,76 6-2
	3	

Our Cloud 9 is an accessible swing which allows several children at one time to fly "on the cloud".







Inclusion Favourites, Details 345


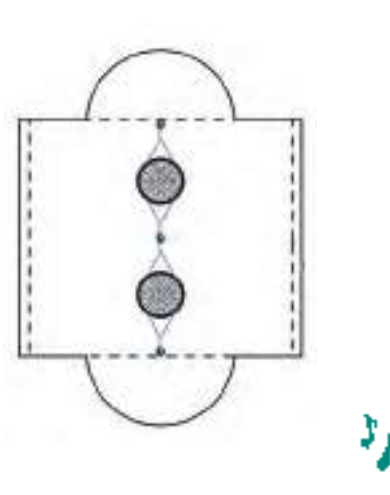
Greensboro, USA

Double Cloud 9

95.171.311

	(m) 1,3 x 6,3 x 2,1	(ft.) 4-2 x 20-7 x 6-9
	EN 1176 (m) ASTM/CSA(m) ASTM/CSA (ft.)	7,2 x 6,3 8,0 x 10,0 26-3 x 32-7
	EN 1176 (m) ASTM/CSA (ft.)	1,76 6-2
	3	





Two or even more multi-user seats arranged in line provide a truly unique group swinging experience.



Grandview, USA

Hammock

95.170.196

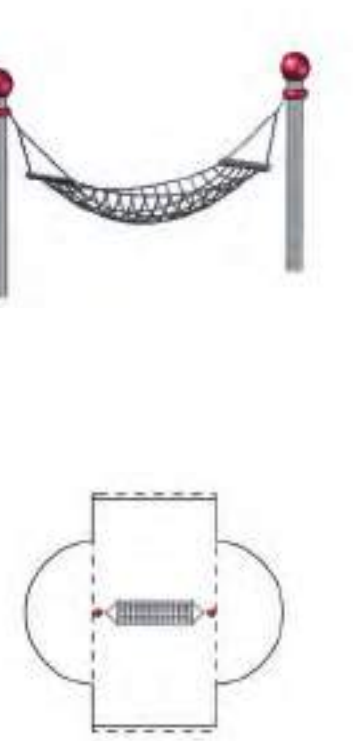
	(m) 3,3 x 0,7 x 1,9	(ft.) 10-8 x 2-4 x 6-3
	EN 1176 (m) ASTM/CSA(m) ASTM/CSA (ft.)	6,3 x 3,3 6,8 x 6,0 22-4 x 19-8
	EN 1176 (m) ASTM/CSA (ft.)	1,5 5-0
	5	

The hammock is a great place for relaxing, but it is also a superb swing for many users to swing on at a time.







Inclusion Favourite, Details 345

Büsum, Germany



VIP Swing

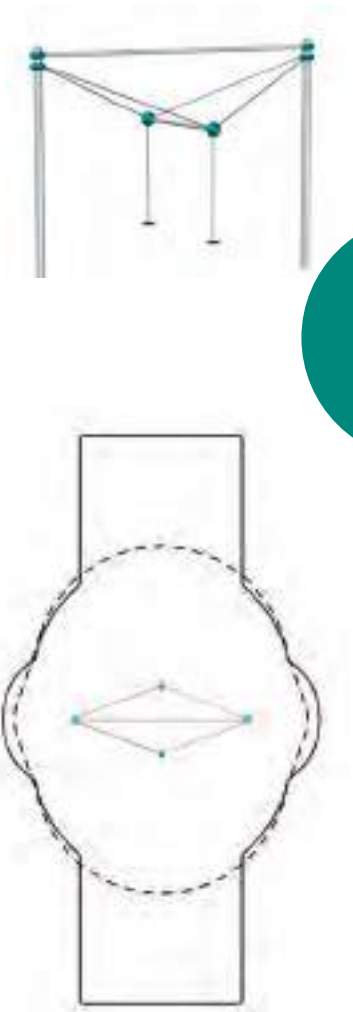
97.100.026

	(m) 4,8 x 2,0 x 3,6	(ft.) 6-7 x 15-6 x 11-7
	EN 1176 (m) ASTM/CSA(m) ASTM/CSA (ft.)	9,2 x 7,8 15,0 x 8,4 49-3 x 27-6
	EN 1176 (m) ASTM/CSA (ft.)	2,2 7-3
	5	

The VIP Swing is a pendulum swing for two users, giving each other a "kick" without direct contact.



Bochum, Germany



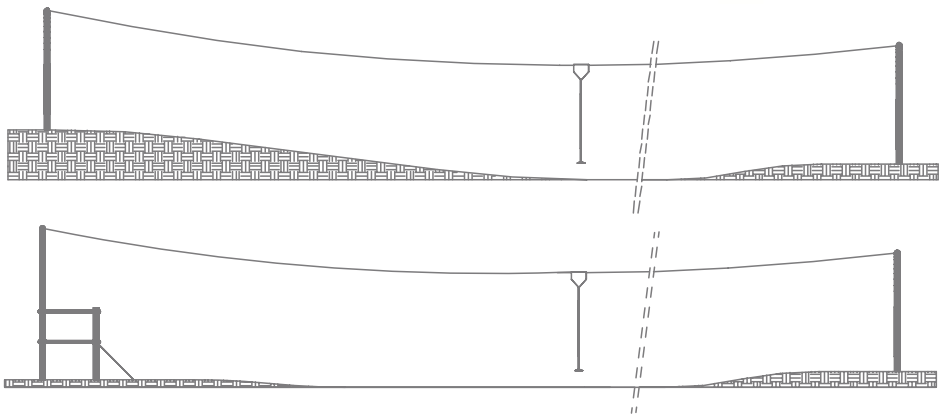
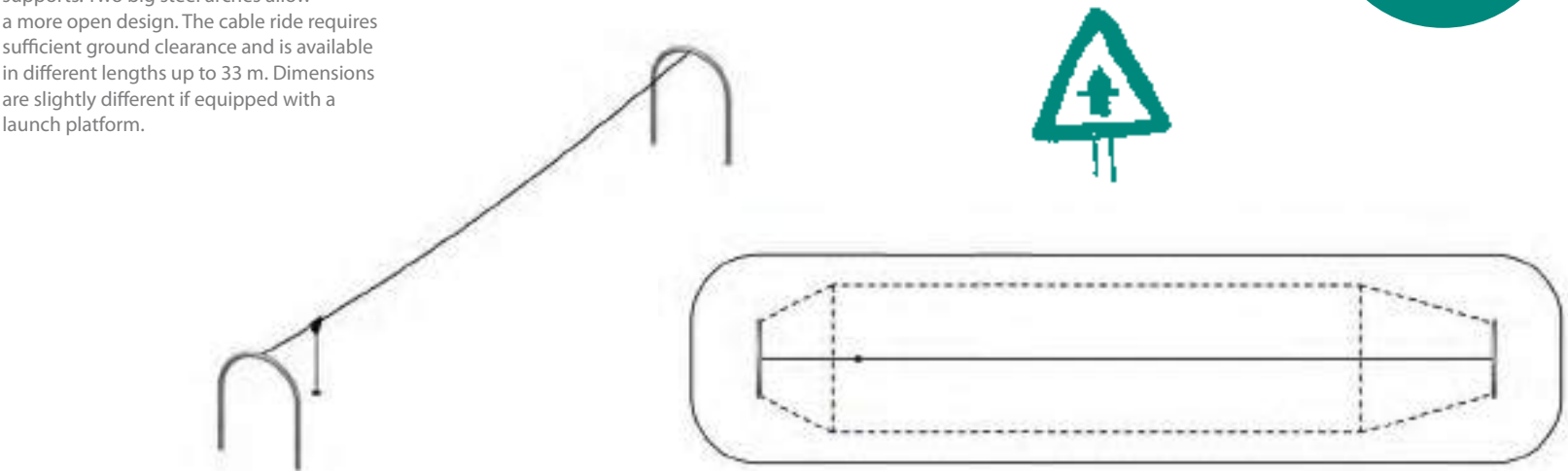


Speedway

97.110.004

	(m) ('")	30,2 x 2,2 x 3,2 98-11 x 7-3 x 10-5
	EN 1176 (m) ASTM/CSA(m) ASTM/CSA ('")	30,2 x 4,0 33,8 x 5,9 110-11 x 19-2
	EN 1176 (m) ASTM/CSA ('")	1,0 3-4
		5

All you need is speed. The cable ride is a fun game in an attractive design without bulky supports. Two big steel arches allow a more open design. The cable ride requires sufficient ground clearance and is available in different lengths up to 33 m. Dimensions are slightly different if equipped with a launch platform.



Speedway
97.110.004

Speedway.013
97.110.013

Available in different Lengths up to 33 m!



Speedway equipped with a launch Platform
97.110.013

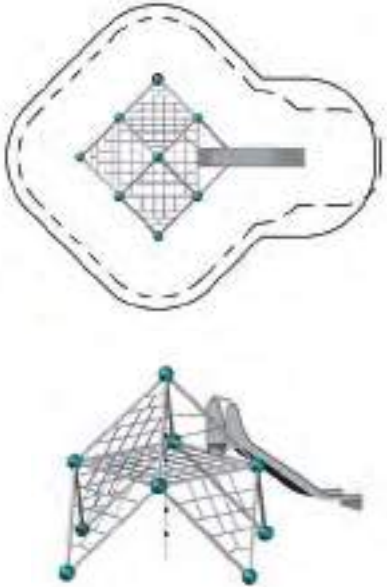
Berlin, Germany

Net House.02

90.130.003

	(m) ('")	6,1 x 4,4 x 3,0 19,11 x 14-5 x 9-7
	EN 1176 (m) ASTM/CSA(m) ASTM/CSA ('")	9,6 x 7,4 8,1 x 9,8 31-11 x 26-5
	EN 1176 (m) ASTM/CSA ('")	1,34 4-5
		5

Six triangular nets and a net platform turn the frame of a Mars structure into a net house. In combination with the central climbing rope and the slide, the combination is a challenging play structure ideal for small spaces.



Swingo.02

90.160.141

	(m) ('")	3,8 x 1,7 x 2,2 12-6 x 5-7 x 7-3
	EN 1176 (m) ASTM/CSA(m) ASTM/CSA ('")	3,8 x 7,2 7,5 x 8,0 24-5 x 26-3
	EN 1176 (m) ASTM/CSA ('")	1,2 4-0
		3

One swing with 4 variations in the successful Berliner design language.



Heidelberg, Germany

Swingo.01

90.160.140

Swingo.02

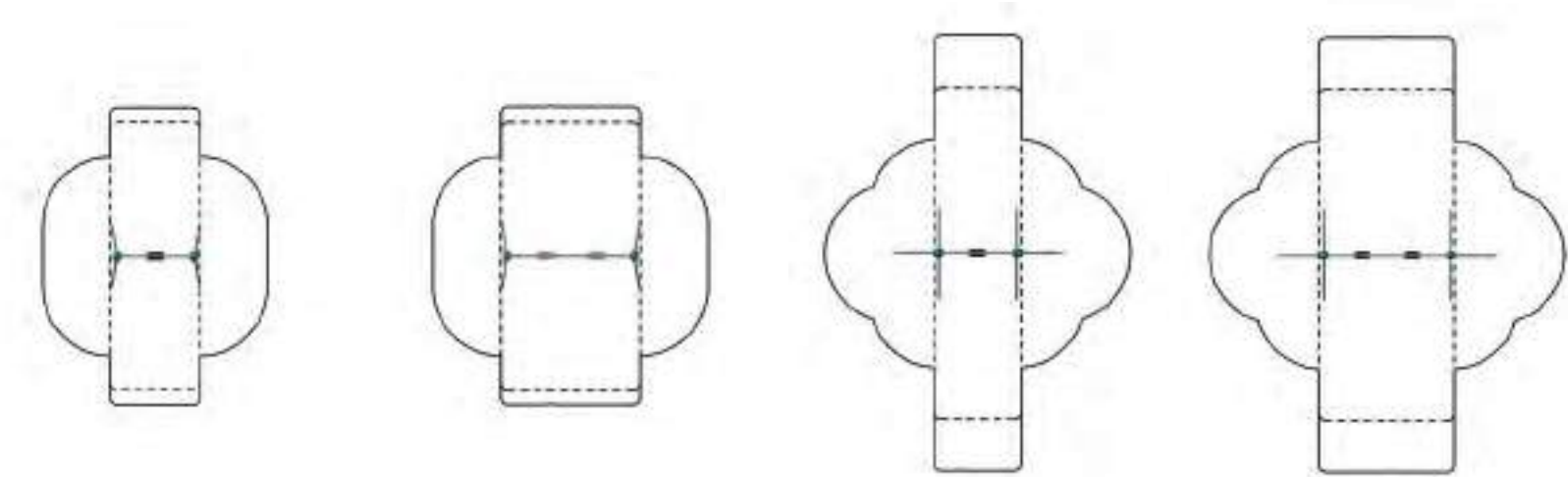
90.160.141

Swingo.03

90.160.150





Swingo.04

90.160.151



Horizonto


95.190.010

	(m) 4,8 x 0,3 x 1,6
	('-") 15-6 x 0-9 x 5-3
	EN 1176 (m) 7,7 x 3,2
	ASTM/CSA(m) 8,4 x 3,9
	ASTM/CSA ('-") 27-5 x 12-8
	EN 1176 (m) 1,52
	ASTM/CSA ('-") 5-0
	5

These three horizontal bars are adjustable and suitable for any bar exercises.







Hannover, Germany



Parallelo

95.172.475

	(m) 3,3 x 0,8 x 1,6
	('-") 10-7 x 2-5 x 5-0
	EN 1176 (m) 3,8 x 6,3
	ASTM/CSA(m) 6,7 x 4,2
	ASTM/CSA ('-") 21-11 x 13-8
	EN 1176 (m) 1,42
	ASTM/CSA ('-") 4-8
	5

Enriching Olympics for decades, finally the parallel bars are available for public spaces and for more than just gymnastics classes.




Berlin, Germany





URBAN DESIGN

A variety of sturdy and durable sport and play elements!



URBAN DESIGN

Playpoints

Playpoints with style

They are climbers or rockers or twisters. They are Playpoints first and foremost, but they are also very nice pieces of public design, and they are sculptural. Above all this, some people will not even know at first glance exactly what they are. The fun will be discovered. Just looking at them makes one think “wow!”. Who said that children’s games must happen on so called “playgrounds” only?

Once and for all

All URBAN DESIGN Playpoints are high-end engineered units made from high-quality materials like stainless steel with a brushed finish, powder coated recycled aluminium connectors, high density polyethylene (HDPE) panels and ITR-bearings for maximum safety and durability. All products conform to EN 1176 and are TÜV certified. Moreover, other major international safety standards such as ASTM F1487 and CSA Z614 have been adhered to and guarantee maximum safety. URBAN DESIGN Playpoints require only a minimum of maintenance and involve virtually no follow-up costs. Thanks to its robust construction, the equipment is extremely durable. Therefore, we guarantee our products for up to ten years. Refer to our terms and conditions for further details.

You and us

Our professional sales and design team can guide you through every phase of an URBAN DESIGN project. We can assist with the design of your play project, incorporating your ideas and plans with optimal safety and maximum play value.

The seating and standing Elements in the Playpoints Category are available in a Range of Colours.



Arch Swing

90.260.534

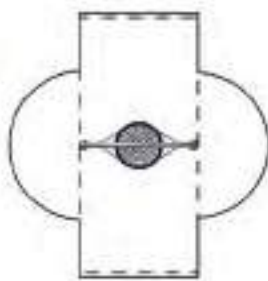
(m) 1,3 x 3,2 x 3,0
('-") 4-2 x 10-4 x 9-10

EN 1176 (m) 6,8 x 3,2
ASTM/CSA (m) 7,0 x 6,9
ASTM/CSA ('-") 22-11 x 22-6

EN 1176 (m) 1,7
ASTM/CSA ('-") 5-9

5

Elegant and practical! Suspended from a tubular arch, the Arch Swing has enough room for many children to enjoy swinging simultaneously. Not only that, it has an elegant design too.



Butterfly

90.260.803

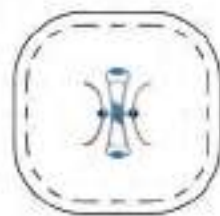
(m) 2,4 x 1,8 x 0,8
('-") 7-10 x 5-10 x 2-8

EN 1176 (m) 4,8 x 4,7
ASTM/CSA (m) 5,5 x 5,4
ASTM/CSA ('-") 17-10 x 17-6

EN 1176 (m) 1,09
ASTM/CSA ('-") 3-7

5

Compact, modern and durable! The organic design of this stainless steel structure combined with the colourful balls and HDPE seat is an enrichment for any public space. Furthermore, a special rubber bearing system ensures lots of fun when see-sawing.



Freeride

90.260.802

(m) 2,3 x 1,3 x 0,7
('-") 7-5 x 4-2 x 2-3

EN 1176 (m) 4,3 x 4,4
ASTM/CSA (m) 5,0 x 5,1
ASTM/CSA ('-") 16-2 x 16-6

EN 1176 (m) 1,03
ASTM/CSA ('-") 3-5

5

Get inspired! Freeride is both a see-saw and a lounge simultaneously, and offers numerous options to exercise and chill out. Whether on your own or with others, your imagination knows no limits. A special rubber bearing system provides the needed balance!



Inclusion
Favourite,
Details
345



Windrider

90.260.950

	(m) (")	0,4 x 1,3 x 2,3 1-3 x 4-1 x 7-7
	EN 1176 (m) ASTM/CSA (m) ASTM/CSA (")	3,7 x 4,3 4,4 x 5,0 14-3 x 16-4
	EN 1176 (m) ASTM/CSA (")	0,4 1-4
		5

A surfboard for the pedestrian zone! This innovative playpoint joins in every movement, no matter where the wind comes from. Furthermore the windrider is a visual enrichment for any kind of urban space.



Needs no Safety Surface.

Cat Tail.01

90.260.201

	(m) (")	0,7 x 0,4 x 2,5 2-4 x 1-1 x 8-3
	EN 1176 (m) ASTM/CSA (m) ASTM/CSA (")	3,6 x 3,6 4,7 x 4,5 15-5 x 14-10
	EN 1176 (m) ASTM/CSA (")	0,4 1-4
		5

The full-size Cat Tail.01 sways to and fro all the time... hey, it's a cat tail! The Cat Tail has a body and a stem made out of stainless steel. The curved stem and the bi-coloured HDPE-platform turn a piece of play equipment into an eye-catcher for all public places in town.



Needs no Safety Surface.



Cat Tail.02

90.260.202

Cat Tail.03

90.260.203




Hula-Loop.01

90.260.930

	(m) (")	1,1 x 0,6 x 0,5 3-8 x 1-10 x 1-4
	EN 1176 (m) ASTM/CSA (m) ASTM/CSA (")	4,4 x 3,9 4,6 x 5,1 14-10 x 16-8
	EN 1176 (m) ASTM/CSA (")	0,41 1-4
		5

Gets the ball rolling! Whether alone or with 2 people: the spring-loaded rubber bearing of the Hula-Loop lets you rotate your hips and challenges your balance. The two versions vary with the different ball tracks on the surface.




Needs no Safety Surface.

Hula-Loop.02

90.260.940

	(m) (")	1,1 x 0,6 x 0,5 3-8 x 1-10 x 1-4
	EN 1176 (m) ASTM/CSA (m) ASTM/CSA (")	4,4 x 3,9 4,6 x 5,1 14-10 x 16-8
	EN 1176 (m) ASTM/CSA (")	0,41 1-4
		5




Needs no Safety Surface.



90.260.301.2

Disk L


90.260.301.1



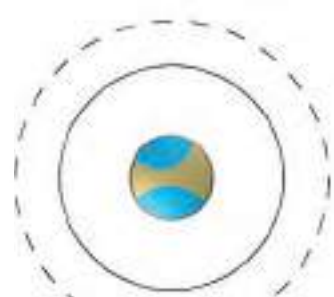
**Inclusion
Favourite,
Details
345**



90.260.105

 5

Berlin, Germany




Disk XL



Disk L

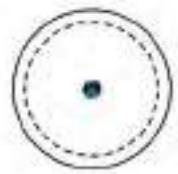
Eddie.01

90.260.101

 3

A photograph of two young girls playing on a playground structure. One girl, wearing a pink shirt and blue jeans, is standing on a vertical pole and holding a purple balloon. The other girl, wearing a teal shirt and blue jeans, is sitting on a circular platform below her. They are both smiling. The background shows a grassy area and trees.

Berlin, Germany




Eddie.02

90.260.102

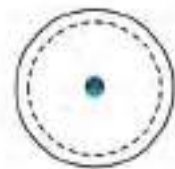


Eddie.04

90.260.104



San Francisco, USA







Eddie.03

90.260.103

Fireball.3.1

90.260.308





	(m) 1,0 x 1,0 x 2,3 (") 3-3 x 3-3 x 7-6
	EN 1176 (m) ASTM/CSA (m) ASTM/CSA ("") 5,0 x 5,0 4,7 x 4,7 15-3 x 15-3
	EN 1176 (m) ASTM/CSA ("") 1,86 6-1
	5

This new Fireball impresses with its size, elegance and playing pleasure. The infill of the ring and the slip-proof HDPE surface provide the necessary grip while spinning. Simply stand up, hold on and off you go.



Monkey Jibe


90.261.100

	(m) 2,7 x 2,3 x 3,3 (") 8-9 x 7-5 x 10-8
	EN 1176 (m) ASTM/CSA (m) ASTM/CSA ("") 5,8 x 5,7 6,3 x 5,9 20-8 x 19-5
	(m) 0,46 (") 1-6
	5

The name of this play equipment derives from a surf maneuver, the movement of which should be imitated with this equipment. It is not quite easy to keep one's balance!







Berlin, Germany



Abakus.2.1


90.260.801

	(m) 4,0 x 1,4 x 1,6 (") 13-4 x 4-6 x 5-3
	EN 1176 (m) ASTM/CSA (m) ASTM/CSA ("") 3,4 x 6,0 5,1 x 7,7 16-6 x 25-2
	EN 1176 (m) ASTM/CSA ("") 1,49 5-1
	5

Children get wings with the Abakus. The stylish organic design and the use of stainless steel gives identity to a teeter-totter. Another impressive feature is three relocatable balls for balancing different weights.







Berlin, Germany



Face-to-Face Swing

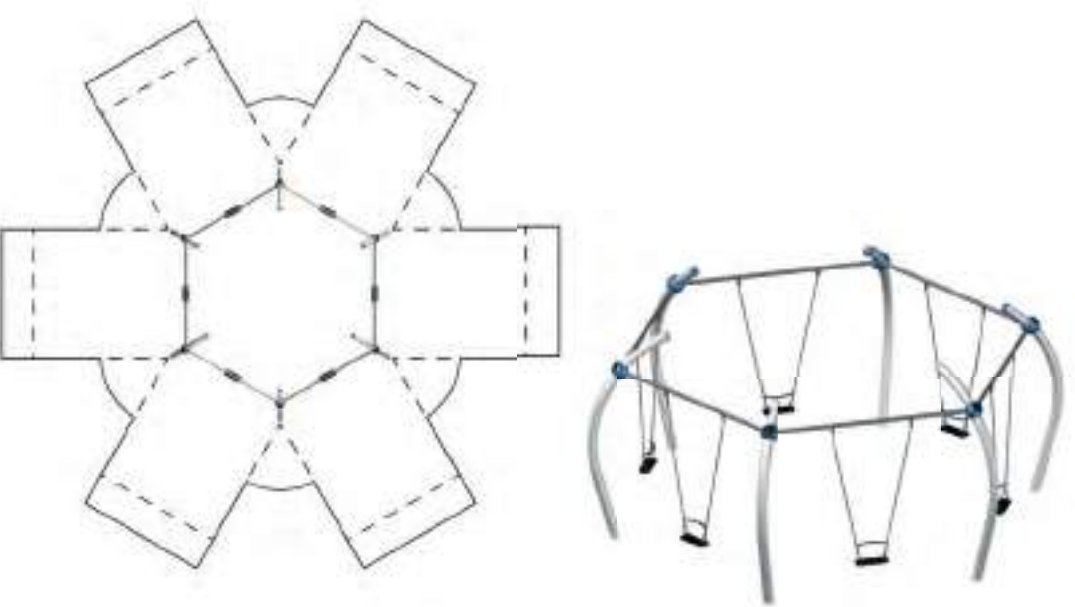
90.260.520

	(m) 5,8 x 6,7 x 3,0 (") 19-2 x 22-1 x 9-1
	EN 1176 (m) ASTM/CSA (m) ASTM/CSA ("") 13,0 x 13,0 14,5 x 14,5 47-6 x 47-6
	(m) 1,42 (") 8-0
	5

Up to six people enjoy high-flying adventures at the same time on the Face-To-Face Swing. On the swing arranged to the form of a hexagon one can look at each other while swinging and the fun factor increases enormously. But who swings higher?



Berlin, Germany







Also available with less Bays.

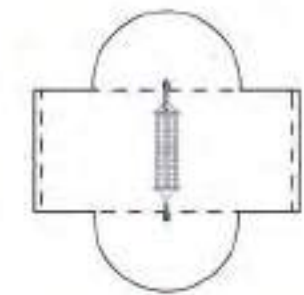


Net Swing

90.260.533





	(m) 2-0 x 12-3 x 9-3	0,7 x 3,8 x 2,9
	EN 1176 (m) ASTM/CSA (m) ASTM/CSA ("")	6,6 x 3,2 7,0 x 7,4 22-11 x 24-3
	EN 1176 (m) ASTM/CSA ("")	1,75 5-9
		5

Relaxing and looking great at the same time! The organic look of the bent posts in combination with the colourful balls make the Net Swing an optical highlight of urban areas.



Bowl Swing

90.260.532

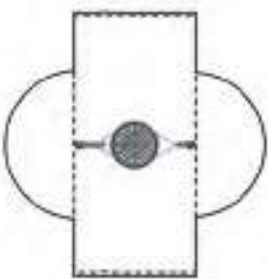
	(m) 4-2 x 10-7 x 9-3	1,3 x 3,2 x 2,8
	EN 1176 (m) ASTM/CSA (m) ASTM/CSA ("")	6,7 x 3,2 7,0 x 6,9 22-10 x 22-6
	EN 1176 (m) ASTM/CSA ("")	1,7 5-9
		3

Thanks to its low access height the Bowl Swing, just like the Cup Swing, is perfectly suited for toddlers or children with limited mobility.



Inclusion
Favourite,
Details
345

Medebach, Germany







Cup Swing

90.260.531



Access Whirl

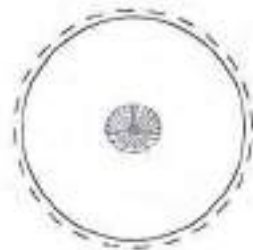
90.261.200

	(m) 4-1 x 3-7 x 3-4	1,3 x 1,0 x 1,0
	EN 1176 (m) ASTM/CSA (m) ASTM/CSA ("")	5,3 x 5,3 4,9 x 4,9 16-1 x 16-1
	EN 1176 (m) ASTM/CSA ("")	1,0 1-5
		5

The Access Whirl is unique in the market. The product is easily accessible and children have great support and grip because of the net structure. The shape provides a safe cocoon so that children are more secure when the product spins around.







Inclusion
Favourite,
Details
345

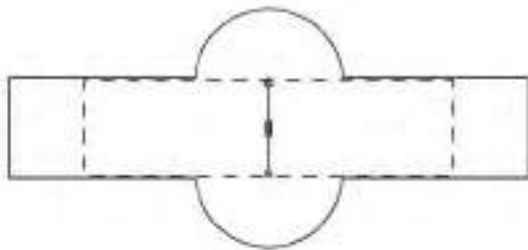


Sky Swing

90.260.510

	(m) 0-10 x 8-8 x 16-2	0,3 x 2,6 x 4,9
	EN 1176 (m) ASTM/CSA (m) ASTM/CSA ("")	9,8 x 2,5 13,7 x 6,3 45-1 x 20-8
	EN 1176 (m) ASTM/CSA ("")	1,92 11-4
		5

The sky's infinite expanse has always held a fascination for humans. And now it's possible for children to find out what it's really like to be up there. Users of the Sky Swing, although not quite literally soaring up into the heavens themselves, can reach really impressive heights nonetheless.





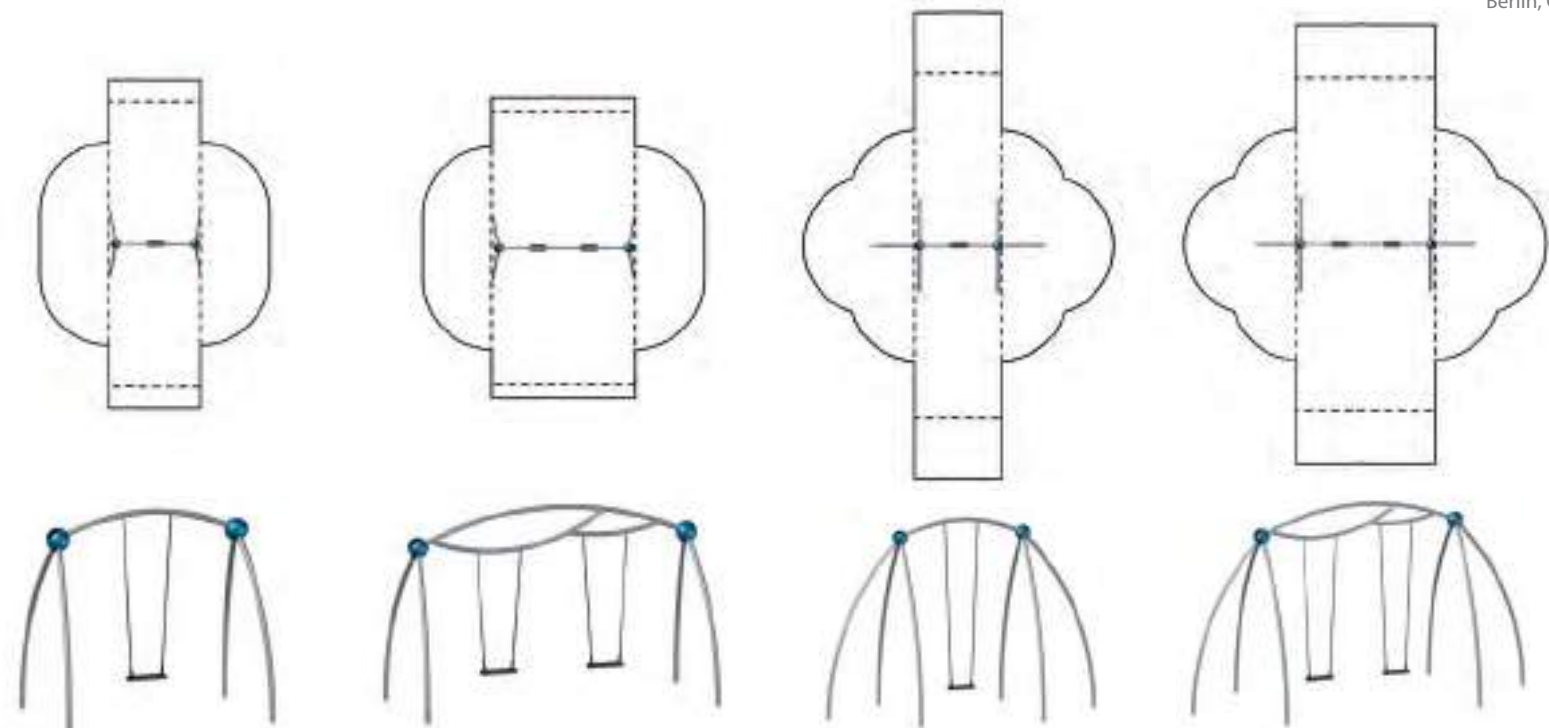
Swingo.2.4

90.260.504

	(m)	5,9 x 2,5 x 3,4
	("-")	19-0 x 8-2 x 11-0
	EN 1176 (m)	8,9 x 3,7
	ASTM/CSA(m)	11,6 x 9,6
	ASTM/CSA ("-")	38-1 x 31-4
	EN 1176 (m)	1,7
	ASTM/CSA ("-")	5-5
		5

The large two bay version of the Swingo combines asymmetry and high flying dynamics. Cool game – cool look!

Berlin, Germany



Swingo.2.1
90.260.501

Swingo.2.2
90.260.502

Swingo.2.3
90.260.503

Swingo.2.4
90.260.504



Double Swingo.2.2

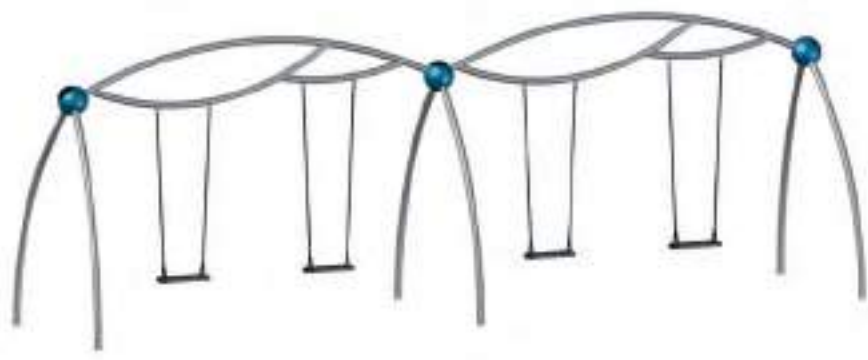
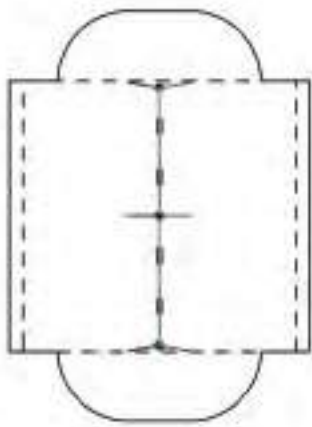
90.340.049

	(m)	1,8 x 7,2 x 2,5
	("-")	23-7 x 5-8 x 8-0
	EN 1176 (m)	7,2 x 7,2
	ASTM/CSA(m)	8,0 x 10,9
	ASTM/CSA ("-")	26-1 x 35-7
	EN 1176 (m)	1,3
	ASTM/CSA ("-")	6-7
		3





The two bay version of the smaller Swingos is asymmetrical. That looks cool and it doesn't keep the two users from going to and fro in harmony.



A variety of Seats available.



Roller Coaster

90.261.300	
 (m) ('")	6,4 x 2,4 x 2,2 21-0 x 8-0 x 7-4
 EN 1176 (m) ASTM/CSA (m) ASTM/CSA ('")	10,2 x 6,1 9,7 x 5,8 31-10 x 19-0
 EN 1176 (m) ASTM/CSA ('")	2,2 7-4
	5





Slides were never known for their beauty... until our Roller Coaster appeared. This impressive structure is a great climb and a joy to slide off from. The Roller Coaster has a stainless steel slide and a powder-coated ladder.



UK



Dome.03

90.260.703	
 (m) ('")	2,8 x 2,8 x 1,0 9-4 x 9-4 x 3-4
 EN 1176 (m) ASTM/CSA (m) ASTM/CSA ('")	5,8 x 5,8 6,5 x 6,5 21-4 x 21-4
 EN 1176 (m) ASTM/CSA ('")	1,0 3-4
	5

The Dome.03 has a diameter of approximately 3 m and is a veritable climbing and sliding mount for school age kids.



New York City, USA







Dome.01

90.260.701
Dome.02
90.260.702

Dome.04

90.260.704

Orbit.01

90.160.210.00001	
 (m) ('")	3,1 x 1,8 x 0,3 10-0 x 5-10 x 0-10
 EN 1176 (m) ASTM/CSA (m) ASTM/CSA ('")	6,1 x 4,8 6,7 x 5,5 22-0 x 17-11
 EN 1176 (m) ASTM/CSA ('")	0,3 0-10
	3

The Orbit.01 is a curvy balancing trail. Children love to balance and even adults will appreciate a quick balancing exercise.



Needs no
Safety
Surface.

Berlin, Germany







Orbit.02

90.160.210.0002



White Water.04

90.260.601	
 (m) ('")	3,8 x 1,6 x 2,3 12-4 x 5-0 x 7-6
 EN 1176 (m) ASTM/CSA (m) ASTM/CSA ('")	6,8 x 4,6 7,5 x 5,2 24-4 x 17-0
 EN 1176 (m) ASTM/CSA ('")	0,6 2-0
	5

The White Water.04 enables sliding fun somewhere between Niagara Falls and your typical mountain stream. It is a raging rapid for more than one user.



San Francisco, USA







White Water.03
90.260.603



White Water.02
90.260.602


Spirelli.01

90.260.401	
	(m) 0,3 x 0,3 x 2,9 ('") 1-0 x 1-0 x 9-6
	EN 1176 (m) 3,3 x 3,3 ASTM/CSA(m) 4,0 x 4,0 ASTM/CSA ('") 13-0 x 13-0
	EN 1176 (m) 1,4 ASTM/CSA ('") 4-7
	5





This sculptural-looking noodle is a climbing pole if you want it to be. Almost like a piece of art to play with. Who said that a climbing pole must be straight?



Berlin, Germany



Spirelli.02

90.260.402	
	(m) 1,8 x 0,5 x 1,4 ('") 5-8 x 1-7 x 4-6
	EN 1176 (m) 4,8 x 3,5 ASTM/CSA(m) 5,4 x 4,2 ASTM/CSA ('") 17-8 x 13-7
	EN 1176 (m) 1,4 ASTM/CSA ('") 4-6
	5





A noodle as climbing and exercise equipment. A curvy, stainless steel frame with an aluminium ball makes a chin-up bar look special.



Berlin, Germany



Champignon.60

90.160.226	
	(m) 0,2 x 0,2 x 0,6 ('") 0-8 x 0-8 x 2-0
	EN 1176 (m) 3,2 x 3,2 ASTM/CSA(m) 3,9 x 3,9 ASTM/CSA ('") 12-8 x 12-8
	EN 1176 (m) 0,6 ASTM/CSA ('") 2-0
	3

Having a whole set with all the three sizes is a nice arrangement good for every place in the park.



Berlin, Germany



Champignon.40





90.160.224

Champignon.80

90.160.228



Cherry.100

90.160.201	
	(m) 0,9 x 0,2 x 1,9 ('") 2-10 x 0-8 x 6-1
	EN 1176 (m) 3,9 x 3,2 ASTM/CSA(m) 4,6 x 3,9 ASTM/CSA ('") 14-10 x 12-8
	EN 1176 (m) 1,0 ASTM/CSA ('") 4-4
	3

The Cherry.100 is a neat little climbing element that rewards you with some relaxing feet dangling in the upper ring. It is a challenge, especially for smaller kids as the climb is 1 m high.







Berlin, Germany



Cherry.140

90.160.202

Picadilly Circle.2.2

90.260.304	
	(m) 1,9 x 1,9 x 1,3 ('") 6-1 x 6-1 x 4-0
	EN 1176 (m) 5,9 x 5,9 ASTM/CSA(m) 5,5 x 5,5 ASTM/CSA ('") 18-1 x 18-1
	EN 1176 (m) 0,6 ASTM/CSA ('") 2-0
	3





A ride on the Picadilly Circle is a great experience, as the speed of spinning depends on how its users work together – every ride is a unique adventure. Hop aboard, hold on tight, and be ready for a spin.

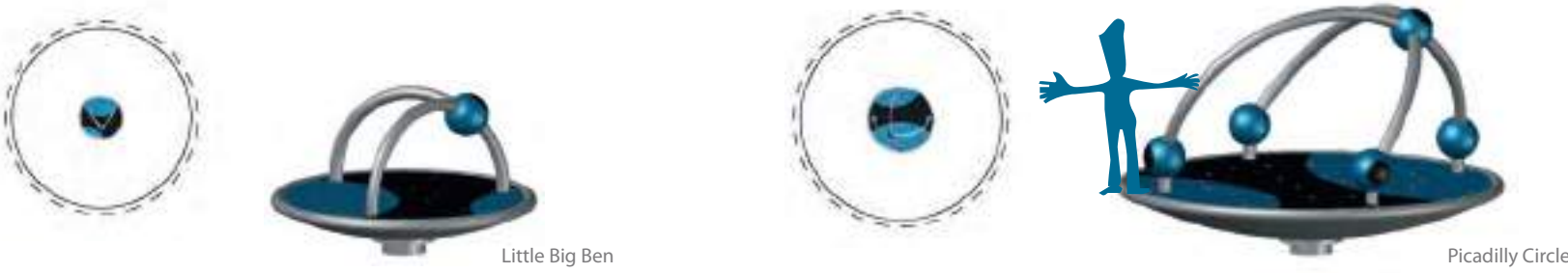
Inclusion Favourite, Details 345



Berlin, Germany

Little Big Ben.2.2

90.260.305	
	(m) 1,3 x 1,3 x 0,8 ('") 4-1 x 4-1 x 2-6
	EN 1176 (m) 5,3 x 5,3 ASTM/CSA(m) 4,9 x 4,9 ASTM/CSA ('") 16-1 x 16-1
	EN 1176 (m) 0,8 ASTM/CSA ('") 2-6
	3







Little Big Ben

Picadilly Circle

Number.0

90.261.000

	(m) 0,6 x 0,6 x 1,4 (")- 2-0 x 2-0 x 4-8
	EN 1176 (m) 3,2 x 3,2 ASTM/CSA (m) 4,8 x 4,8 ASTM/CSA (")- 15-9 x 15-9
	EN 1176 (m) 0,4* ASTM/CSA (")- 1-2
	3

Our numbers are small, yet stylish rockers, available in the shape of all the numerical digits including a smart rocking mechanism that also withstands heavy rides.





* Free fall height of the Numbers may vary



Berlin, Germany

Swallow Tail

90.260.920

	(m) 1,0 x 0,4 x 0,5 (")- 3-4 x 1-1 x 1-7
	EN 1176 (m) 4,3 x 3,6 ASTM/CSA (m) 5,0 x 4,3 ASTM/CSA (")- 16-4 x 14-0
	EN 1176 (m) 0,48 ASTM/CSA (")- 1-7
	5

The Swallow Tail, with its smart rocking mechanism, does the trick. It is also suitable for a rough ride. The ideal experience for older kids and young adults.



Needs no
Safety
Surface.



Berlin, Germany

Number.1

90.261.010

Number.2

90.261.020

Number.3

90.261.030

Number.4

90.261.040

Number.5

90.261.050

Number.6

90.261.060

Number.7

90.261.070

Number.8

90.261.080

Number.9

90.261.090



Pin Tail

90.260.910




URBAN DESIGN



Twist & Shout

Customisable play sculptures with planar nets and multiple add-on possibilities.





Basics

Twist & Shout

With its helical shape, the product “Twist” adapts to any landscape. Arches of different sizes can be combined at various angles. No matter whether the climbing structure is 5 or 500 m long, the net made of original Berliner U-Rope provides continuous climbing fun for young and old alike on a varied and challenging climbing course.

Shout’s steel frames run parallel. Whether they rejoin after looping or protrude tongue-like into the landscape is left entirely to your own creativity. Beyond the nature of its design, Shout also offers countless add-on components. Why not be inspired by our add-on components of the Univers product line on page 154, or contact us directly.

Add-on Components for Twist & Shout



Banister



Rubber Membrane



Hammock



Climbing Plates



Climbing Rope



Rocking Plates



Chess-Board Field



Net Swing



Rope Ladder



Net Funnel



The patented Charlotte Connector is used to tension the Rope.



reddot design award
winner 2013



Berliner Twist & Shout

249



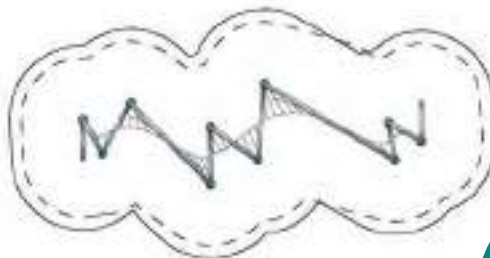
Twist.01

90.297.001

	(m) ('-")	2,9 x 10,3 x 3,0 9-6 x 33-10 x 9-8
	EN 1176 (m) ASTM/CSA(m) ASTM/CSA ('-")	5,9 x 13,3 6,6 x 14,0 21-6 x 45-10
	EN 1176 (m) ASTM/CSA ('-")	2,87 9-5
		5

17


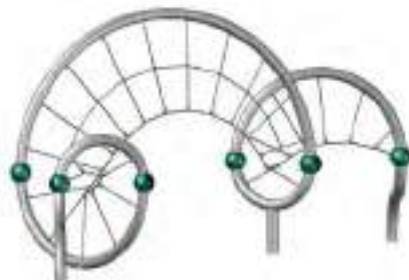
Here's just one of thousands of possibilities for you to design your own Twist. 9 m in length, Twist.01 forms a real life obstacle course rising 3 m into the air.



Twist.02

90.297.002





	(m) ('-")	2,3 x 7,2 x 3,0 7-5 x 23-5 x 9-8
	EN 1176 (m) ASTM/CSA(m) ASTM/CSA ('-")	5,3 x 10,2 5,9 x 10,8 19-5 x 35-5
	EN 1176 (m) ASTM/CSA ('-")	2,87 9-5
		5





Haltern, Germany





Twist.03

90.297.003	
 (m) ('")	2,4 x 5,8 x 2,7 7-10 x 19-0 x 8-8
 EN 1176 (m) ASTM/CSA(m) ASTM/CSA ('")	5,4 x 8,8 6,1 x 9,5 19-10 x 31-0
 EN 1176 (m) ASTM/CSA ('")	2,57 8-6
	5

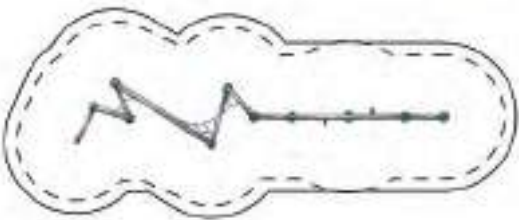
This smaller-sized incarnation of the Twist & Shout range of play equipment offers all sorts of climbing fun, including the possibility of climbing almost 3 m into the air. Twist.03 will enhance every open space it is placed in.



Twist.18





90.297.018	
 (m) ('")	1,9 x 9,9 x 2,7 6-1 x 32-5 x 8-8
 EN 1176 (m) ASTM/CSA(m) ASTM/CSA ('")	4,9 x 12,9 5,5 x 13,6 18-1 x 44-5
 EN 1176 (m) ASTM/CSA ('")	2,02 6-8
	5

This Twist has a playful and dynamic appearance, its integrated climbing ropes posing an exciting challenge for children of all ages.










Twist.10

90.297.010	
	(m) 6,7 x 9,0 x 3,0 ("'-") 21-10 x 29-7 x 9-8
	EN 1176 (m) 9,7 x 12,0 ASTM/CSA(m) 10,3 x 12,7 ASTM/CSA ("'-") 33-10 x 41-7
	EN 1176 (m) 2,87 ASTM/CSA ("'-") 9-5
	5


A 'double-barrelled' and a 'single-barrelled' Twist collide, melding into an exciting rooftop climbing sculpture.



Twist.15

90.297.015	
	(m) 3,9 x 15,0 x 3,0 ("'-") 12-10 x 49-2 x 9-8
	EN 1176 (m) 6,9 x 18,0 ASTM/CSA(m) 7,6 x 18,7 ASTM/CSA ("'-") 24-10 x 61-2
	EN 1176 (m) 2,94 ASTM/CSA ("'-") 7-5
	5

This Twist wriggles like a snake through the landscape, its sheer size enabling many children to be accommodated simultaneously. Who's going to make it through the diagonally mounted climbing ropes?





Cosmo
128

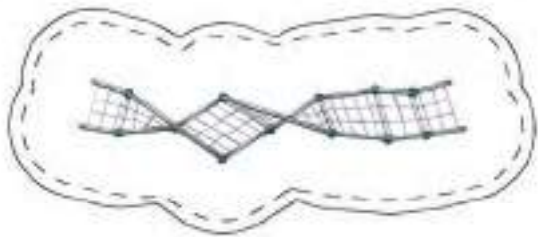
Mexico-City, Mexico

Twist.04

90.297.004

	(m) ("'-")	2,3 x 10,3 x 2,7 7-4 x 33-6 x 8-8
	EN 1176 (m) ASTM/CSA(m) ASTM/CSA ("'-")	5,3 x 13,3 5,9 x 13,9 19-4 x 45-6
	EN 1176 (m) ASTM/CSA ("'-")	2,31 7-8
		5

Two Twists intertwine like a strand of DNA, with a net stretched between them.

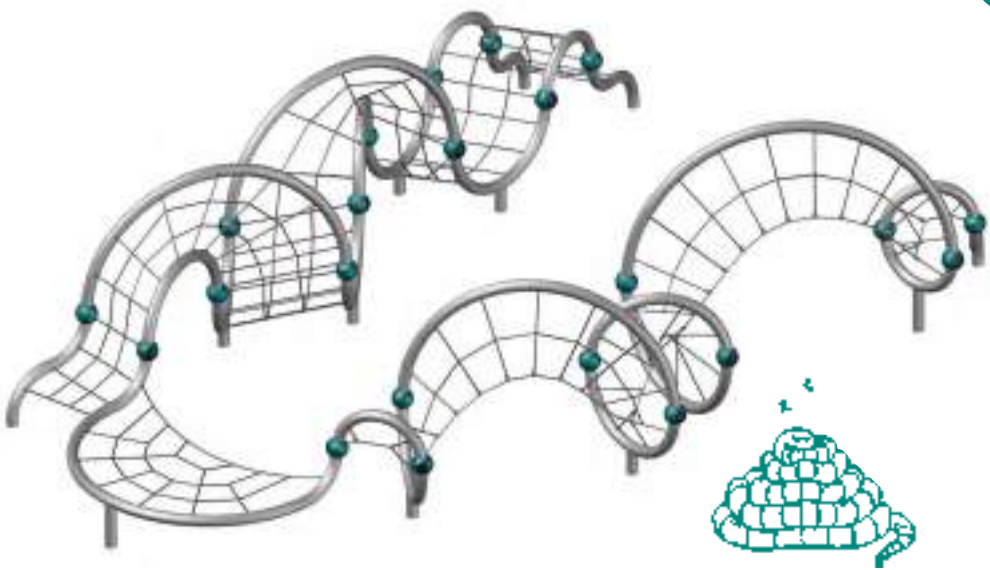


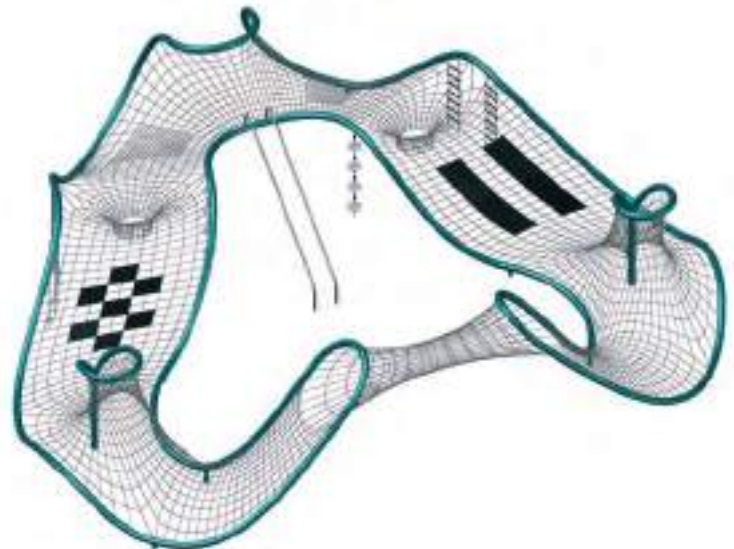
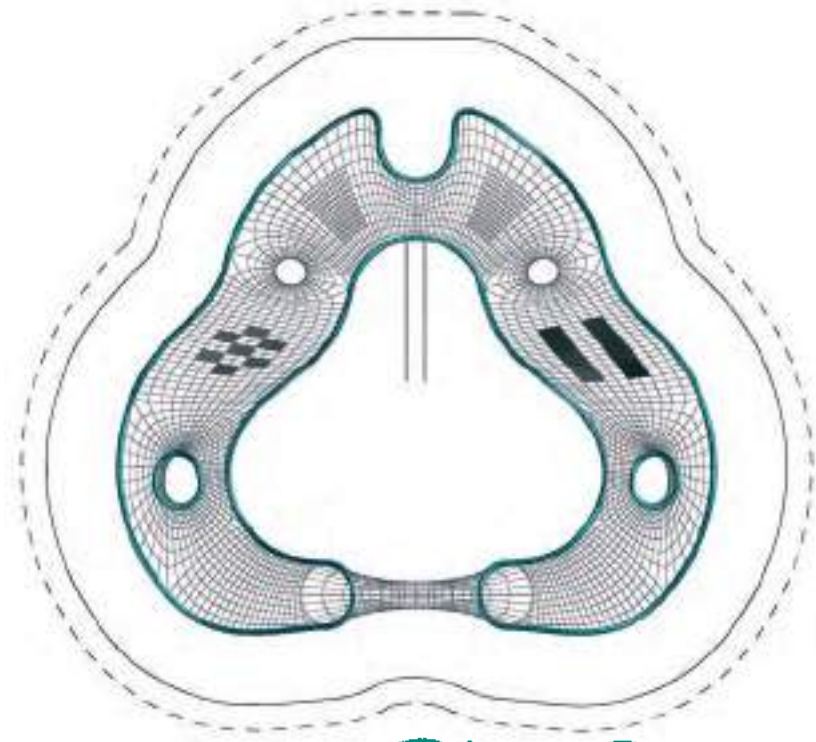
Twist.05

90.297.005

	(m) ("'-")	9,4 x 11,5 x 3,0 30-8 x 37-6 x 9-8
	EN 1176 (m) ASTM/CSA(m) ASTM/CSA ("'-")	12,4 x 14,5 13,0 x 15,2 42-8 x 49-7
	EN 1176 (m) ASTM/CSA ("'-")	2,87 9-5
		5





44





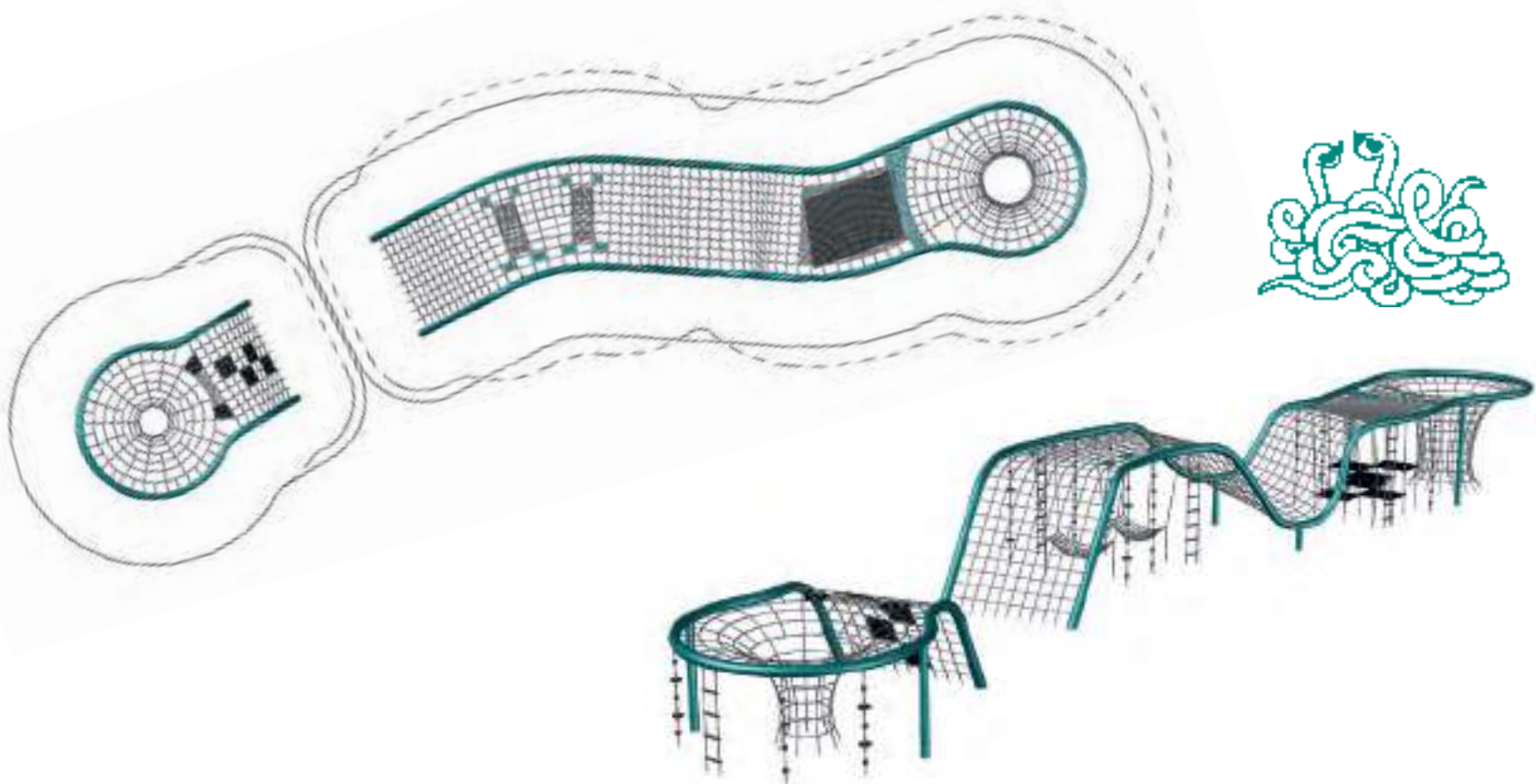
Shout.04

95.190.449

	(m) ('")	29,3 x 6,4 x 2,9 96-0 x 20-8 x 9-6
	EN 1176 (m) ASTM/CSA (m) ASTM/CSA ('")	10,6 x 33,5 10,0 x 33,0 32-9 x 108-1
	EN 1176 (m) ASTM/CSA ('")	2,9 9-6
		5







Accessed by rope ladders or climbing ropes, this rope landscape protrudes by almost 30 m into its surroundings. A net tunnel forms an entrance and exit at both ends.



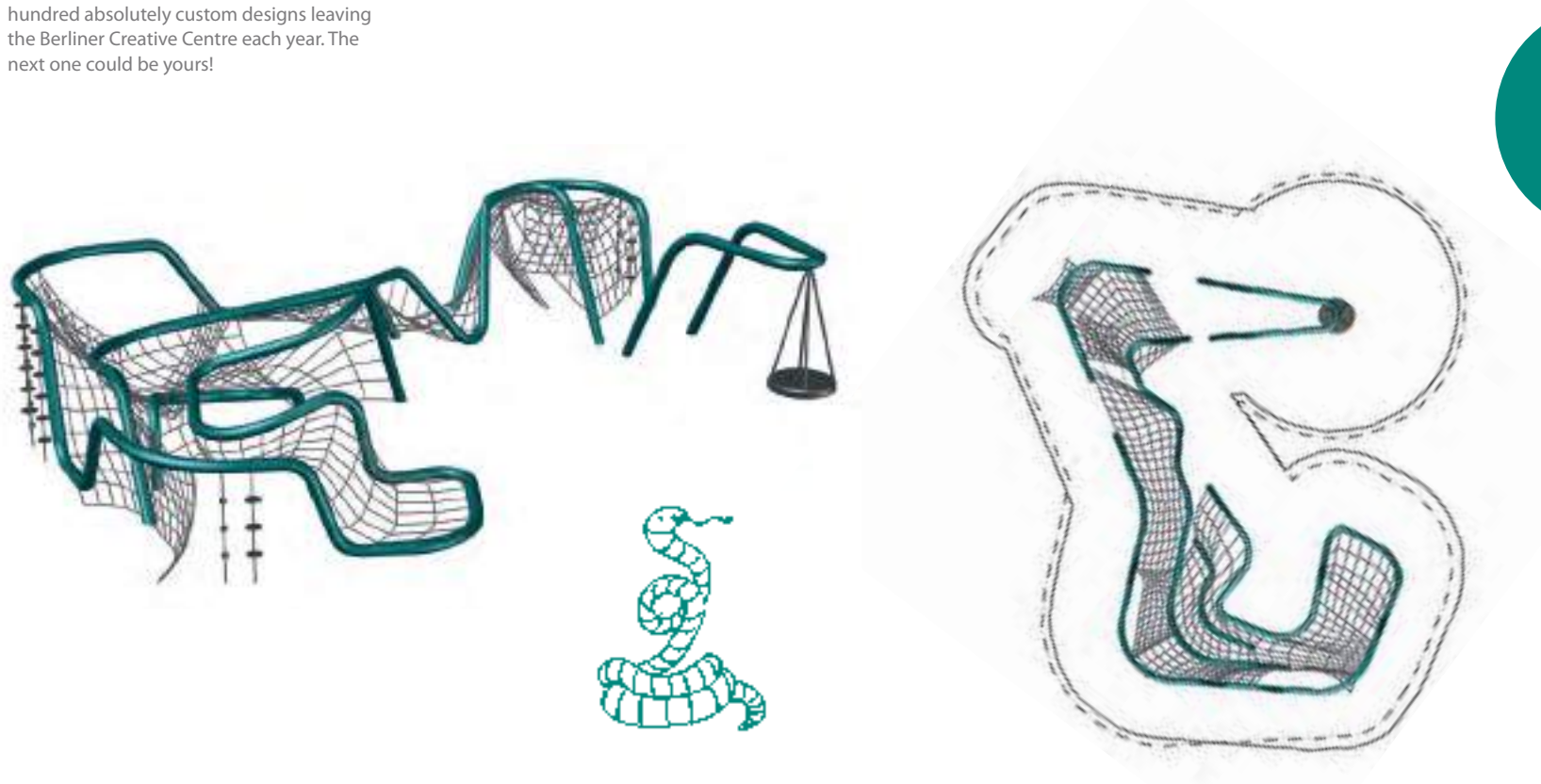
Shout.05

95.190.414

	(m) ('")	13,7 x 11,8 x 2,4 44-9 x 38-8 x 7-11
	EN 1176 (m) ASTM/CSA (m) ASTM/CSA ('")	17,1 x 16,8 16,7 x 17,4 54-7 x 57-1
	EN 1176 (m) ASTM/CSA ('")	2,4 8-2
		5







This one-of-a-kind design offers climbing par excellence mixed in with socializing, balancing, swinging, relaxing and even sliding. But keep in mind, this is just one of the hundred absolutely custom designs leaving the Berliner Creative Centre each year. The next one could be yours!



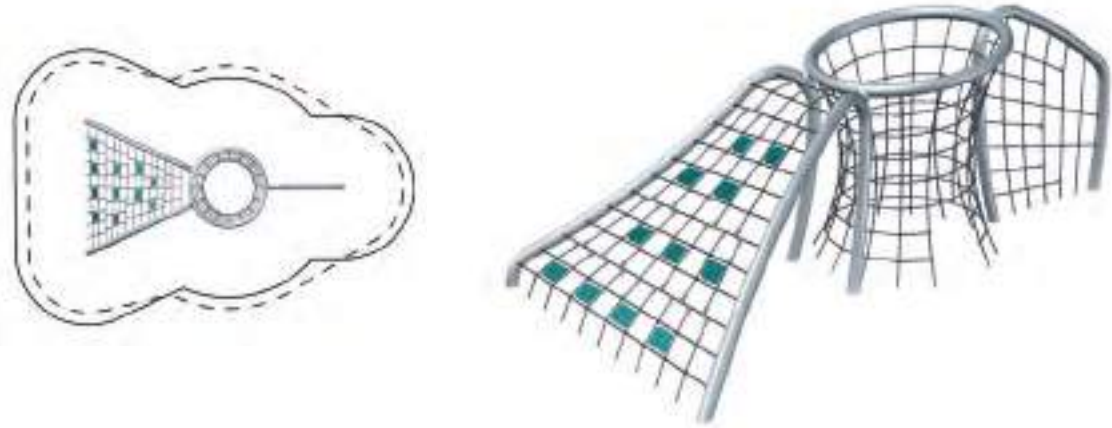


Genk, Belgium

Shout.08

95.190.472	
 (m) ('")	3,6 x 6,9 x 2,5 11-10 x 22-7 x 8-1
 EN 1176 (m) ASTM/CSA (m) ASTM/CSA ('")	6,6 x 10,0 7,3 x 10,6 23-10 x 34-7
 EN 1176 (m) ASTM/CSA ('")	2,12 6-12
	5

Whether up or down, whether outside or inside, the funnel of Shout.08 can be climbed all around by many children at the same time and provides much inspiration for role-playing games. An entry net and a vertical net are varied climbing alternatives.







Genk
CombiNation
298

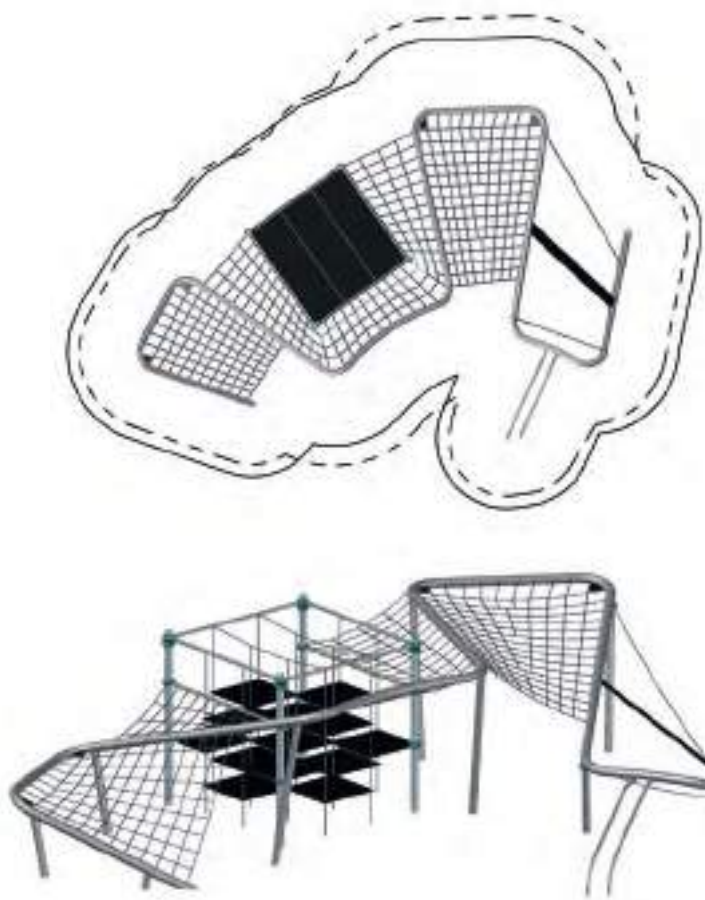


Genk, Belgium

Shout.07


95.190.606	
 (m) ('")	13,1 x 12,7 x 3,2 42-11 x 28-10 x 10-4
 EN 1176 (m) ASTM/CSA (m) ASTM/CSA ('")	16,1 x 12,7 16,8 x 12,5 54-11 x 40-10
 EN 1176 (m) ASTM/CSA ('")	2,8 9-3
	5


Whether upwards or downwards, outside or in, Shout.07's net funnel can be scaled by many children at once, as well as offering much scope for role-playing. A climbing net and a vertical flat net offer a range of climbing alternatives.




Shout.06

95.190.409

 (m)
 12,1 x 12,4 x 3,1
 ("")
 39-8 x 40-5 x 10-2

 EN 1176 (m)
 15,1 x 16,8
 ASTM/CSA (m)
 15,8 x 18,2
 ASTM/CSA ("")
 51-8 x 59-9

 EN 1176 (m)
 2,99
 ASTM/CSA ("")
 9-10

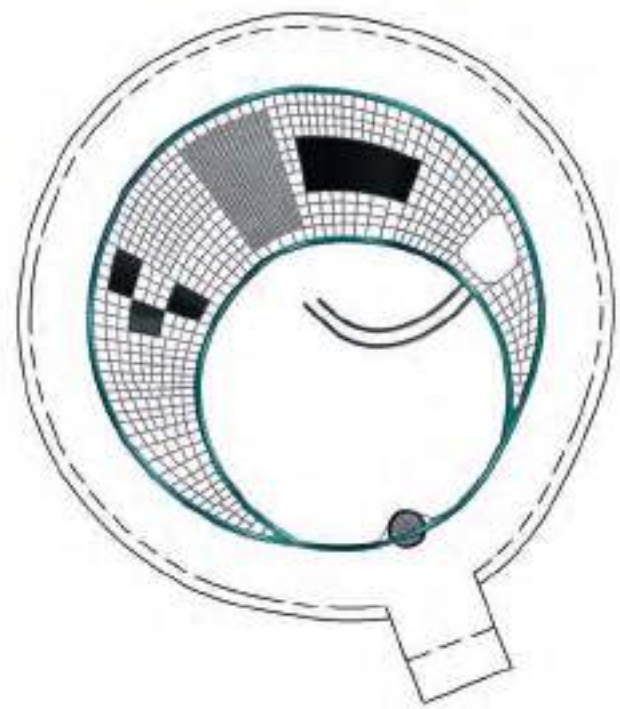
 5

The undulating curvatures of Shout.06 rise from 0,6 up to 3 m with no visible upright posts. Different types of nets offer various degrees of challenge with plenty of footing and handholds for children to safely climb up and down, horizontally and vertically. Banister and nest swing extend the play value to a maximum of variety.




San Francisco, USA

Banister
available as
Add-on
Element



Photos: Courtesy of Fletcher Studios






UFOs

Spatial nets in pentagonal frames.

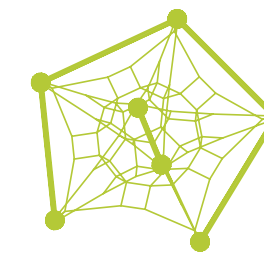




Basics UFOs

With the UFOs, children of all ages can explore, play and climb galaxies where no children have gone before – for even more fun and adventure. The pentagonal Frameworkx frame of stainless steel tubes – connected via hollow aluminium balls – surrounds a spatial net tensioned by means of a spreader bar.

All fastening elements are safely housed inside the system balls. The rope crossing points are fixed by means of corrosion resistant, drop forged, aluminium sections (ball knots). The special spherical shape excludes entrapments and entanglements. The compact UFOs can be combined to produce larger and more complex fleets.



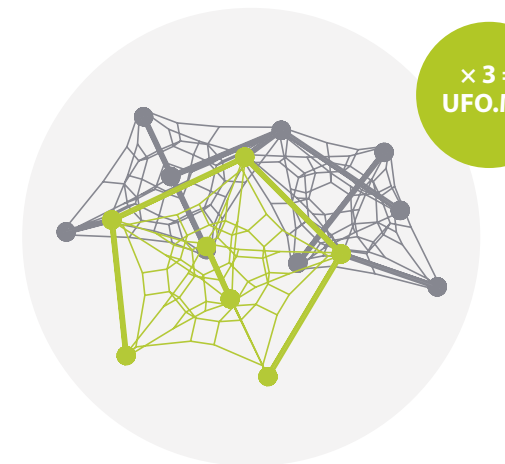
Basic Shape



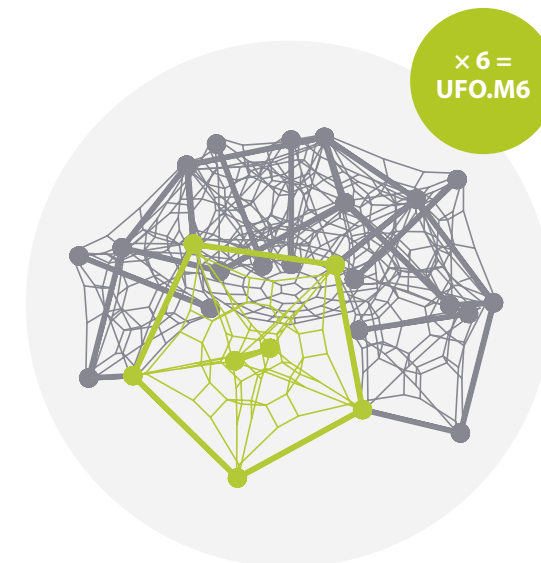
x 1 =
UFO.M1



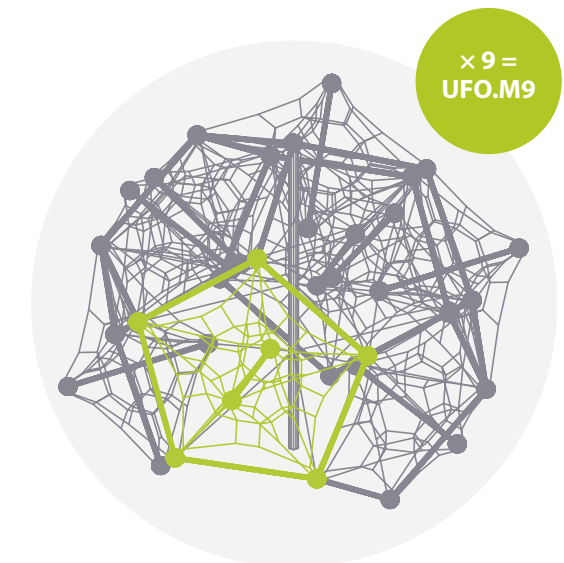
x 2 =
UFO.M2



x 3 =
UFO.M3



x 6 =
UFO.M6



x 9 =
UFO.M9





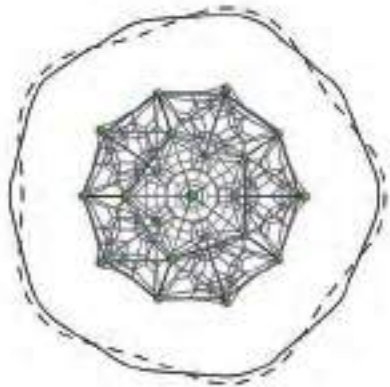
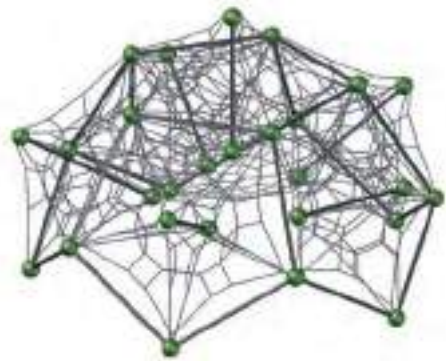
UFO.M6

90.220.060

	(m)	6,2 x 6,1 x 4,2
	("-")	19-11 x 19-5 x 13-7
	EN 1176 (m)	9,7 x 9,5
	ASTM/CSA(m)	9,8 x 9,6
	ASTM/CSA ("")	31-11 x 31-5
	EN 1176 (m)	2,28
	ASTM/CSA ("")	7-6
		5

Six units together form this play paradise. Different rope and ball colours are available.

New York City, USA



UFO.M9

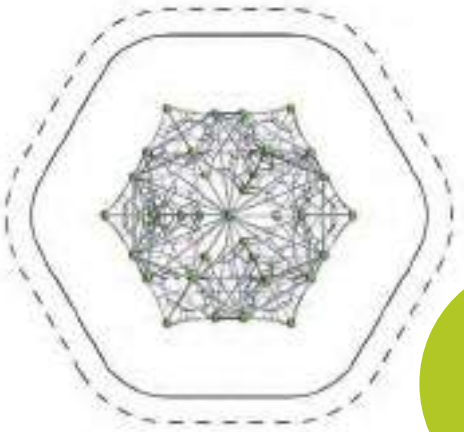
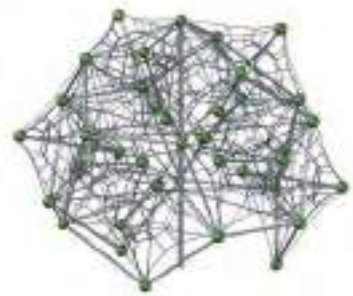
90.220.090

	(m)	5,9 x 6,8 x 5,1
	("-")	19-5 x 22-3 x 16-7
	EN 1176 (m)	10,9 x 11,8
	ASTM/CSA(m)	9,6 x 10,5
	ASTM/CSA ("")	31-5 x 34-3
	EN 1176 (m)	3,0
	ASTM/CSA ("")	9-11
		5

109

A whole galaxy, challenging for anybody trying to discover it.

Inclusion Favourite, Details 345



UFO.M3

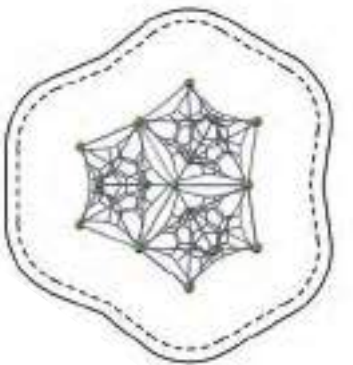
90.220.030

	(m)	5,0 x 5,7 x 2,2
	("-")	16-2 x 18-7 x 7-0
	EN 1176 (m)	8,0 x 8,7
	ASTM/CSA(m)	8,6 x 9,4
	ASTM/CSA ("")	28-2 x 30-7
	EN 1176 (m)	1,93
	ASTM/CSA ("")	6-4
		5

The version with three modules is a great challenge for little climbers.










La Salle, Canada




UFO.M2

90.220.020

	(m) 5,7 x 3,4 x 2,2
	(m) 8,7 x 6,4
	(m) 9,4 x 7,1
	(m) 30-7 x 23-1
	(m) 2,12
	(m) 7-0
	5

Two UFO.M1 units share one pipe and two balls to make a nice little climbing combination.



Dallas, USA










See also:
Playpoints
of our Brand
URBAN DESIGN
224

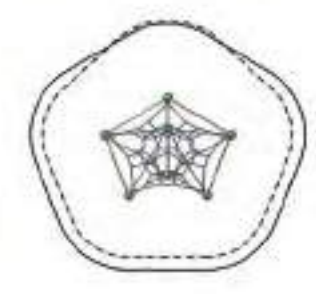


UFO.M1

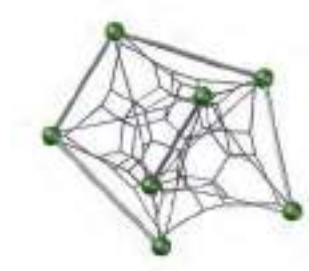
90.220.010

	(m) 3,6 x 2,9 x 2,2
	(m) 6,6 x 6,3
	(m) 7,3 x 6,5
	(m) 23-10 x 21-3
	(m) 2,12
	(m) 7-0
	5

This is the basic unit for all UFOs.




Simcoe, Canada





Geos

Multifunctional play domes!

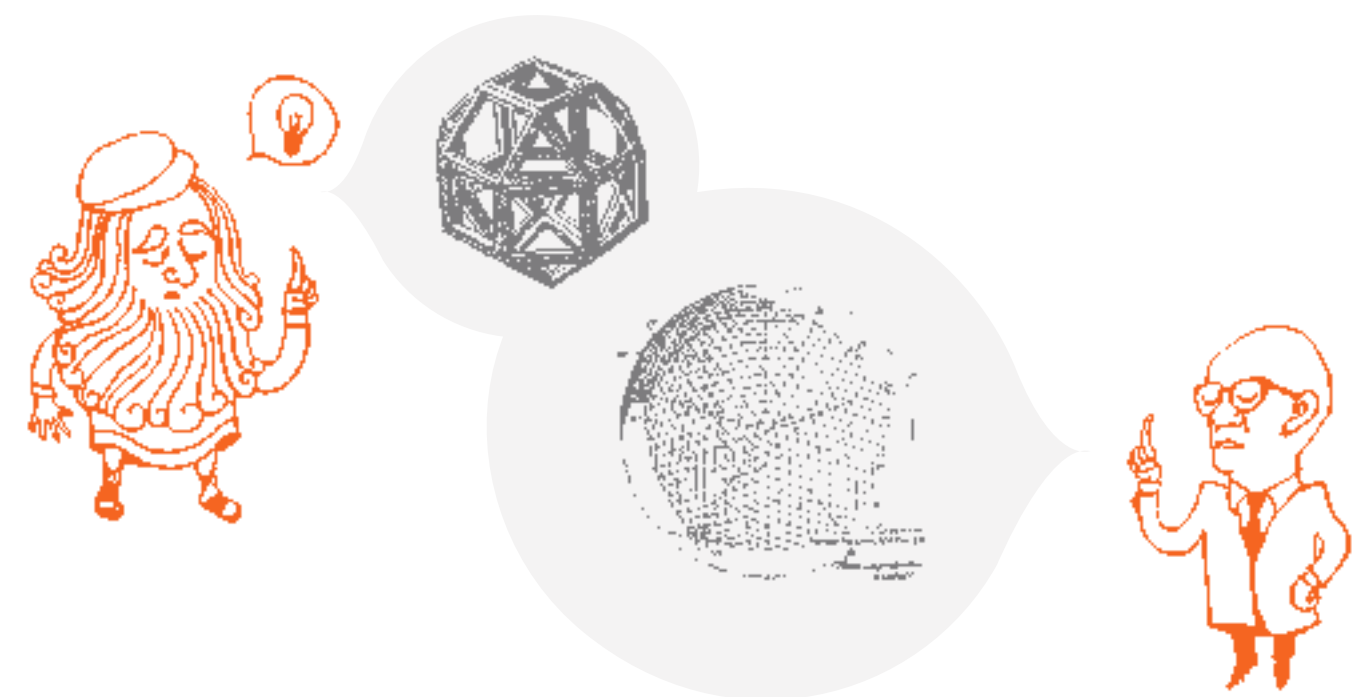
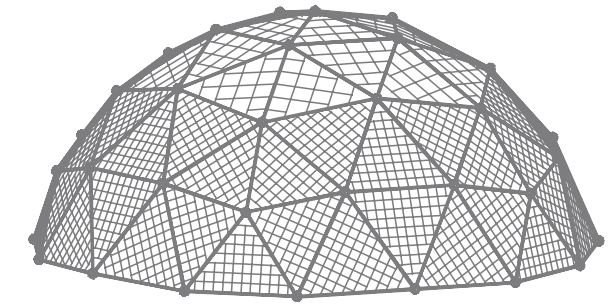


Basics

Geos

These structures are ideal for climbing on the inside or outside. The Geos offer enough space on the inside to play soccer or as a safe play area with plenty of room for hammocks or ladders.

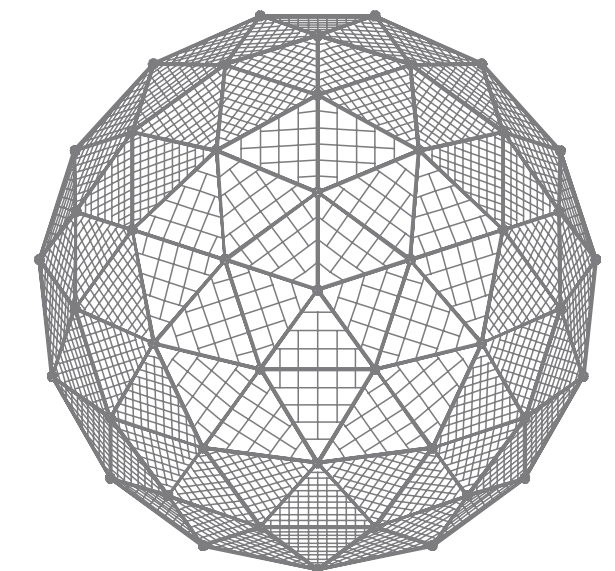
The pure carbon molecule C₆₀ consists of 12, 5 and 20 hexagonal carbon rings with a total of 60 atoms – one at each corner: the shape of a soccer ball. Geos are constructed according to the same principle. The Geos can be varied in diameter by changing the tube lengths. Three types are available for different dome sizes.



Leonardo da Vinci (1452 – 1519) studied Platonic and Archimedean solids and designed on the basis of the icosahedron the first globular spatial structure.

R. Buckminster Fuller (1895 – 1983) completed the research which Leonardo had begun: With his version of the structure, similar to a C₆₀-molecule, emerged the form which we all know today as a football. This buckyball shows twelve black pentagonal faces, which are surrounded by 20 white hexagonal faces.

In our product group Geos, da Vinci's and Fuller's sophisticated coincidence is realized congenitally – and playfully.





Kick'n'Climb – Geoarena makes it possible

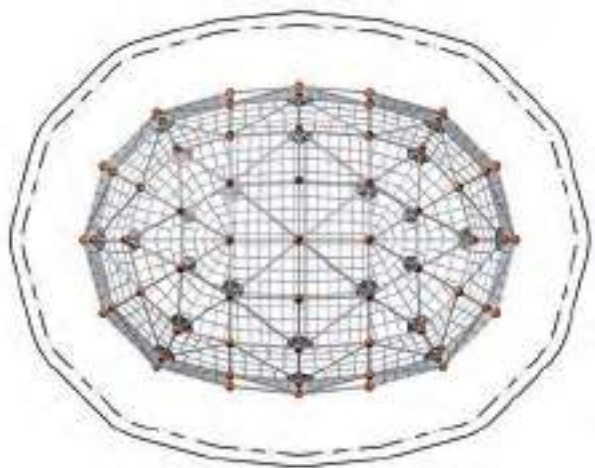
The children of a housing development in Berlin's largest housing cooperative can now play soccer and climb in a Geoarena. The Geoarena appears in the form of a dome, in the interior there is a soccer pitch, and it can be climbed on from the outside. It was this multifunctionality advantage that shaped the decision to add Berliner Seilfabrik play equipment. Initially, it began with an existing soccer pitch that was to be "refurbished" by the housing cooperative. During the review of the existing play area, the people responsible for the updated

project thought of another interest in the children's play, that the wire mesh fence of the soccer field could also serve as climbable "play equipment". Immediately, it was apparent to all involved that apart from playing soccer, there was also a great need for climbing among children. The challenge was to accommodate both needs without using additional space. The solution was the decision to install a Geoarena, from Berliner, which combines soccer and safe climbing all in one.



Geoarena.01 95.190.131

	(m) (")	8,4 x 11,7 x 4,3 27-5 x 38-3 x 14-2
	EN 1176 (m) ASTM/CSA(m) ASTM/CSA ("")	11,4 x 14,7 12,1 x 15,2 39-5 x 50-3
	EN 1176 (m) ASTM/CSA ("")	2,99 9-10
		5

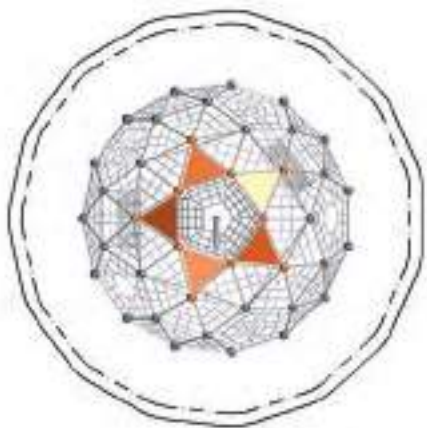


Climbing Strawberry for Karl's Adventure Village

In line with the motto of the amusement park, Karl's Adventure Village, a climbing strawberry was installed in Warnsdorf, Germany. An open dome made of net elements, which looks like a giant strawberry due to its colour scheme and add-on elements. Implemented and designed by Berliner Seilfabrik. The landscape architect in charge, Ute Hoffmann, plans and designs the new playgrounds for Karl's Adventure Village at all locations. "We wanted to liven up the forecourt terraces of the park in Warnsdorf with a play attraction. We reminisced about the classic climbing frame from our childhood, which offered a multitude of climbing options and play opportunities, and it also had to be something to do with strawberries," Ute Hoffmann describes the brainstorming. Karls and Ms. Hoffmann opted for a classic play structure from our company, which was developed back in 1992. Despite being an old classic, the "Geoball" as the geodetic dome is termed, is fully in line with the trend due to its numerous play functions.







"In the case of Karl's Climbing Strawberry, the basic design has undergone a makeover and now actually resembles a strawberry because of the red net, the yellow and green balls and particularly because of the green panels and the long stem," explains architect Heinrich Stoppel of Berliner Seilfabrik. As a member of the Berliner Seilfabrik Creative Centre, he has drawn, designed and developed individual play equipment and playscapes for more than 15 years. The Climbing Strawberry is 4,4 m high and 7,2 m in diameter. Two hammocks, several climbing ropes and rope ladders offer a wide variety of play and climbing options for children in the 68 m³ dome. "With the transformation of the GEO into Karl's Climbing Strawberry, visitors to Karl's Adventure Farm are now greeted by an authentic play attraction. Children of all ages play on the Climbing Strawberry at any time!" adds Ms. Hoffmann.







Geoball.029

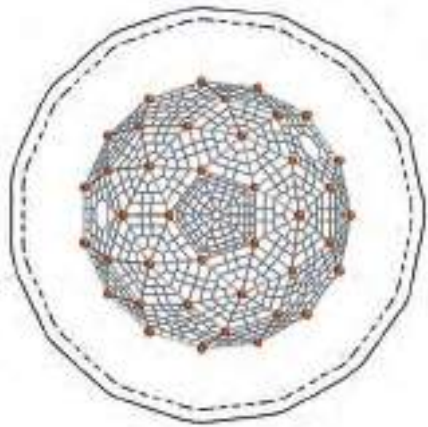
95.130.229

	(m) 7,3 x 7,3 x 4,5 24-0 x 23-10 x 14-7
	EN 1176 (m) 10,3 x 10,3 ASTM/CSA (m) 11,0 x 11,0 ASTM/CSA (m) 36-0 x 35-10
	EN 1176 (m) 2,76 ASTM/CSA (m) 9-1
	5

Geoball.04





95.130.204

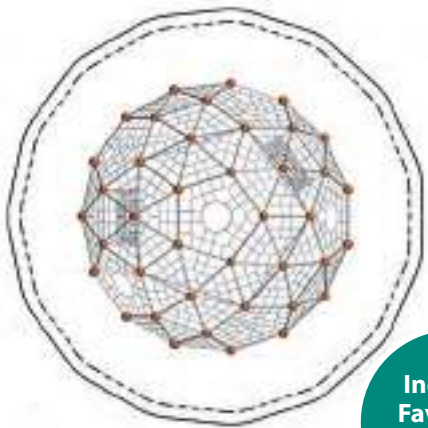
	(m) 7,3 x 7,3 x 3,0 24-0 x 23-10 x 9-11
	EN 1176 (m) 10,3 x 10,3 ASTM/CSA (m) 11,0 x 11,0 ASTM/CSA (m) 36-0 x 35-10
	EN 1176 (m) 2,76 ASTM/CSA (m) 9-1
	5



Geoball.05

95.130.205





	(m) 7,3 x 7,3 x 3,0 24-0 x 23-10 x 9-11
	EN 1176 (m) 10,3 x 10,3 ASTM/CSA (m) 11,0 x 11,0 ASTM/CSA (m) 36-0 x 35-10
	EN 1176 (m) 2,76 ASTM/CSA (m) 9-1
	5



Inclusion
Favourite,
Details
345

Geoball.07

95.130.207

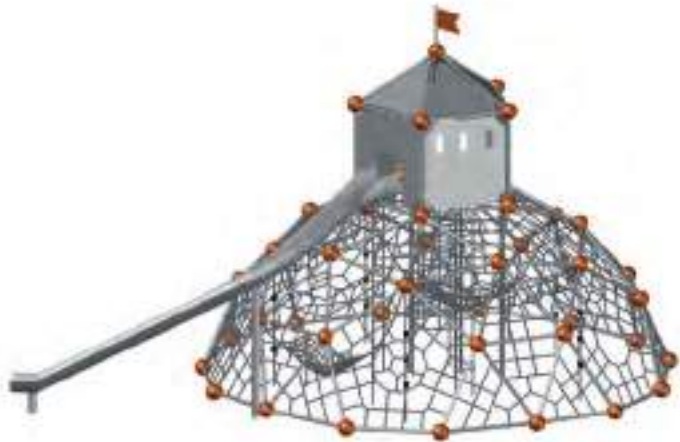
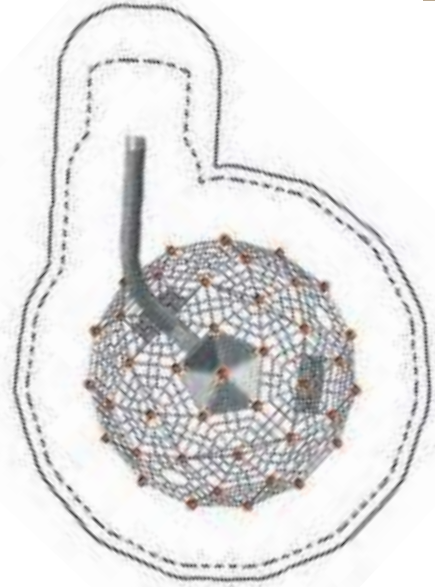
	(m) 7,3 x 9,8 x 5,9
	('-') 24-0 x 32-0 x 19-5
	EN 1176 (m) 10,4 x 13,2
	ASTM/CSA (m) 11,8 x 14,5
	ASTM/CSA ('-') 38-7 x 47-7
	EN 1176 (m) 2,76
	ASTM/CSA ('-') 9-1
	5

The slide house in the top raises the fun level of the multifunctional Geo ball from high level to top notch.







Slides also available in Plastic.

Lincoln, USA




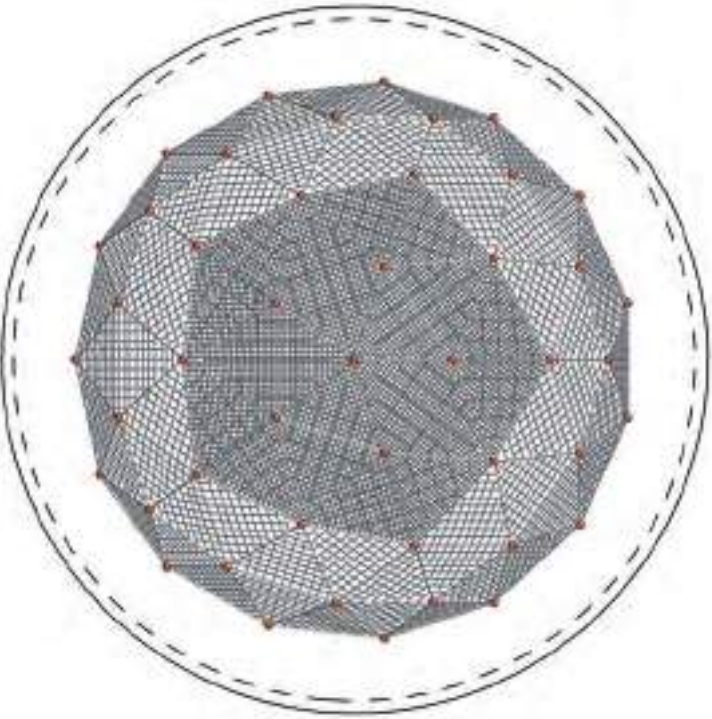
Geodom.01

95.130.301

	(m) 15,0 x 14,9 x 6,5
	('-') 49-1 x 48-9 x 21-3
	EN 1176 (m) 18,1 x 18,1
	ASTM/CSA (m) 18,7 x 18,7
	ASTM/CSA ('-') 61-4 x 61-4
	EN 1176 (m) 3,0
	ASTM/CSA ('-') 9-11
	5

A big Geodom constructed as a roof for a football field. The design has been made similar to the shape of a soccer ball. There is a safety net integrated at a height of 4 m.

326



Add-On Components for Geos

Add-on components are a great and easy way to make your Geodome even more diverse than it already is! No matter if you choose a playhouse on top of the structure, or simply HDPE panels integrated into the net structure, each add-on component will make your Geo unique. The Net Sack is just one way to create room inside the dome to retreat to and chill

out in. Children lying in hammocks can be moved gently by other kids climbing in the net structure of the Geo. This makes the play equipment inclusive and helps children with walking disabilities participate in the play experience. Let yourself be inspired by our add-on components for the Geos product line.



Fort



Loop Rope



Hammock



HDPE Panels



Climbing Rope



Net Sack




Rope Ladder



Net Funnel




Intermediate Floor Net





CombiNation

The clever combination of all play systems.

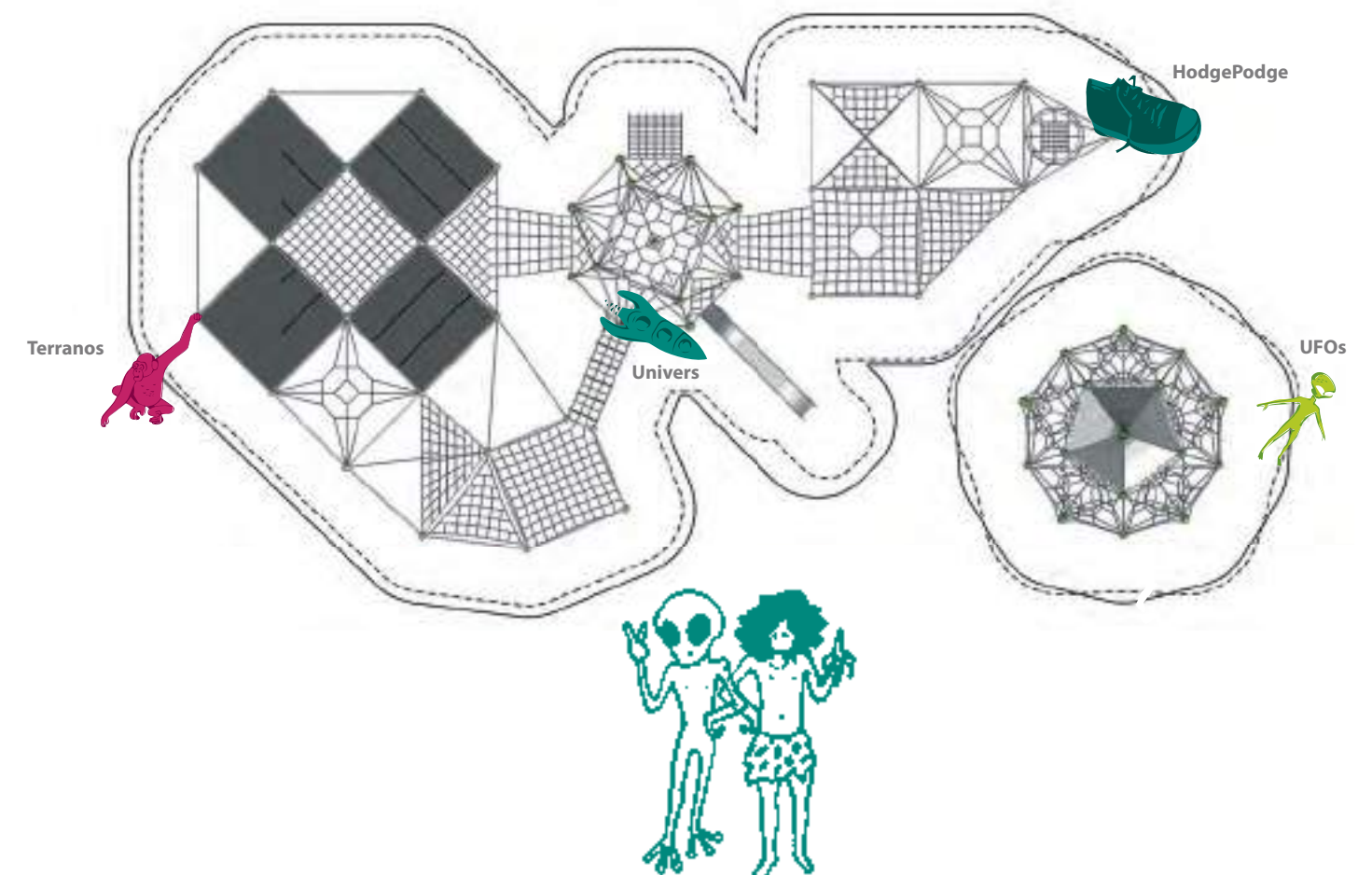



Basics

CombiNation

Berliner Seilfabrik offers an endless variety of play systems. But that's not all: Since all play systems consist of the same basic modules, the various play systems can easily be combined with each other, i.e. a Univers Net Structure can be combined with a Trii and then connected to a Terranos netscape via a suspension bridge.

The following play systems are only examples – use the countless design options to create your own unique play combination! Our friendly design department will be happy to be of assistance.



Only Berliner's
Cloverleaf Ring
allows for Replacement
of single Rope Sections in
Spatial Nets.





Greensboro Children's Museum

The vision for the new Outdoor Play Plaza at the Children's Museum in North Carolina, USA, was to have an area with a theme park feel, something that was more of a destination rather than a collection of swings, slides and spinners on the playground. It needed to be something that would beckon visitors in, something that no one else had.

The Berliner team designed a revolutionary solution, a playground with an amusement park feel, by putting not just one 9 m high Neptun XXL on the playground, but two, and then connecting the structures with a 9 m long tunnel!

Drive down the street and you can't miss these duelling climbing pyramids, enticing visitors to stop and explore. It is a high-light for the museum and a one-of-kind attraction. These sculptural additions to the landscape provide children with plenty of ways to challenge themselves, make independent decisions and build their self-confidence.



Greensboro

90.141.273

(m) 17,0 x 28,5 x 9,17
('-") 55-8 x 93-4 x 30-2

EN 1176 (m) 20,3 x 30,2
ASTM/CSA (m) 21,0 x 32,1
ASTM/CSA ('-") 68-9 x 105-4

EN 1176 (m) 2,44
ASTM/CSA ('-") 6-1

5



672

The structures, taller than most two-storey houses, are metal with rope netting inside and each has a play volume for more than 200 children and adults.

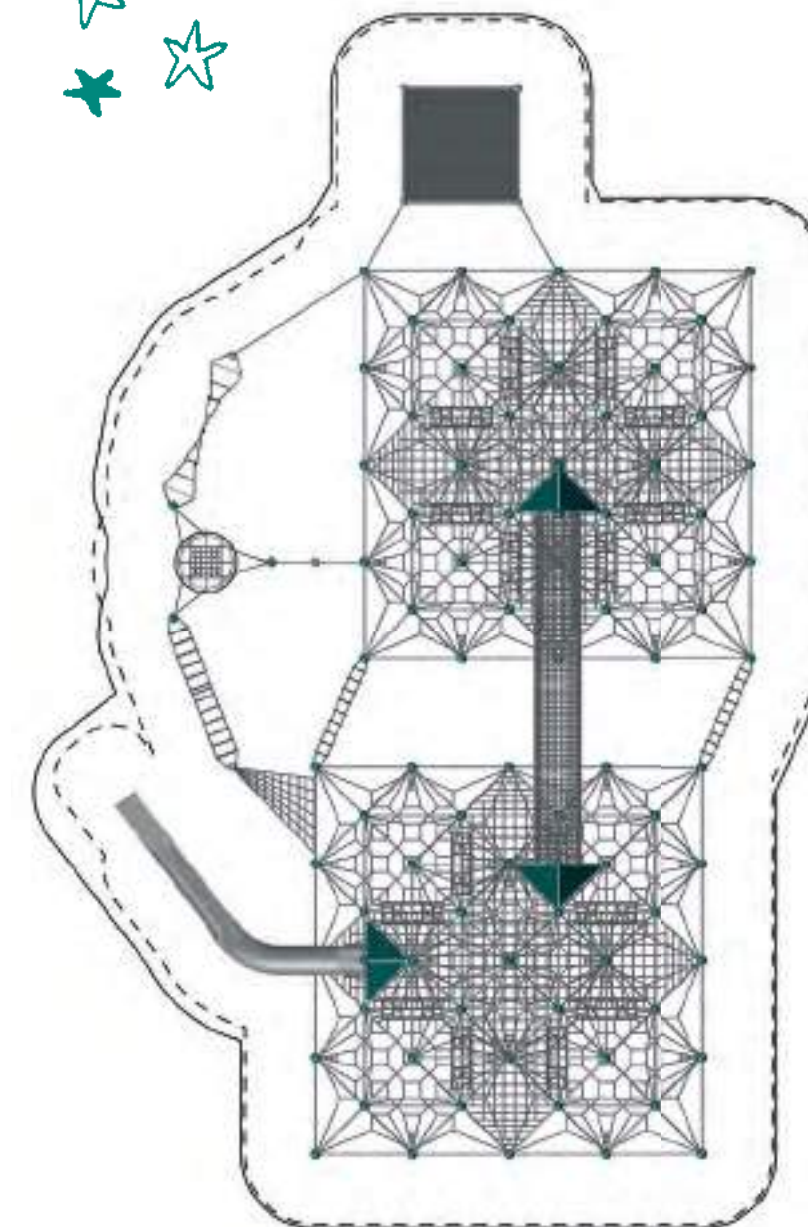
Yet it's more than simply climbing to thrilling heights; the pyramids offer horizontal and close-to-the-ground play, and the open design (i.e. the lack of platforms inside the structure) encourages plenty of interaction among the children, which helps to develop socialization skills. And the true three-dimensional climbers stimulate creativity and cognitive skills, getting children to think about where they want to go, creating their own path to get there.

Another unique feature of the design is the 9 m long net tunnel. Created using a small mesh, the tunnel offers an exciting challenge as children cross from one pyramid to the other. To make this even more unique, the pyramids have been customised with numerous climbing elements, such as: 3D net, inverted ladders, twisted nets, climbing rope, chin-up bars, sway bridge and Wasps' Nest lookout.

If children don't want to climb down, they can always speed down the attached long, stainless steel slide. Half-open, the ride down is fast!

The Flubber Cube offers a different climbing and sensory experience. Whereas the 3D net climbers provide great transparency, the Flubber Cube provides a little more privacy where children can sit or lay comfortably. Like a big, multi-level trampoline, when a child jumps in one corner, it affects children throughout the cube with a swaying up-and-down movement, creating more interaction among the children.

"A one-of-a-kind attraction."



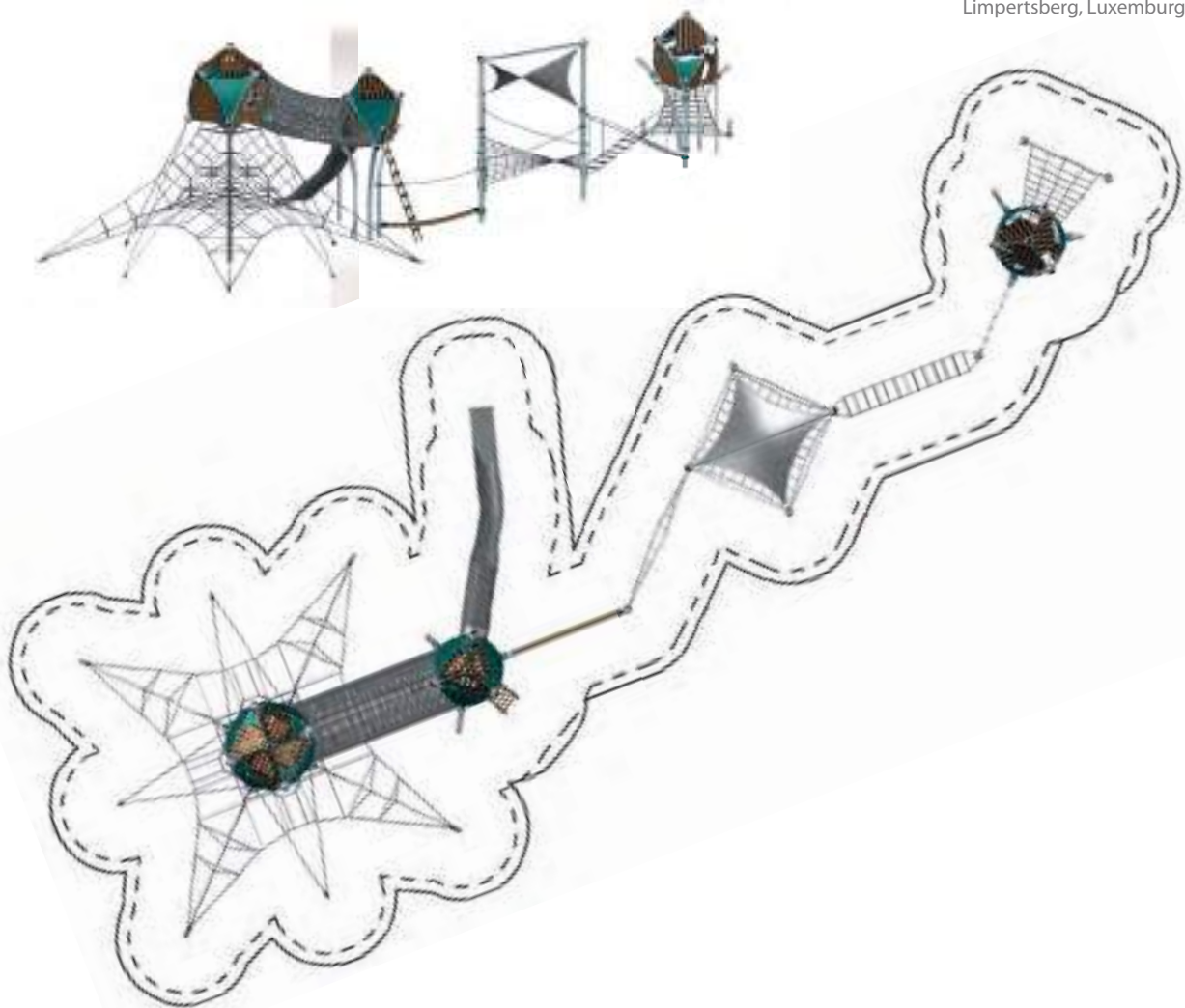


Luxemburg

90.293.277

	(m) ('")	12,7 x 31,7 x 6,6 41-6 x 103-10 x 21-5
	EN 1176 (m) ASTM/CSA (m) ASTM/CSA ('")	15,7 x 34,7 16,4 x 35,3 53-6 x 115-10
	EN 1176 (m) ASTM/CSA ('")	2,99 9-10
		5

This classic CombiNation of rope-based playground equipment includes the "play volume wonder" Spaceball in combination with some low rope course elements of our Terranos line. This Berliner net climber with its see-through character, accomplished the architects' goal in keeping the sight lines open to the basketball court.



Limpertsberg, Luxemburg

Metropolis.02

90.180.519

	(m) ('")	8,7 x 15,6 x 7,2 28-4 x 41-2 x 23-7
	EN 1176 (m) ASTM/CSA (m) ASTM/CSA ('")	12,6 x 15,3 13,0 x 16,3 42-6 x 53-2
	EN 1176 (m) ASTM/CSA ('")	2,94 9-8
		5




See all DNA
Add-ons
115

From a tree house Trii2, the path across a suspension bridge leads directly into the second storey of DNA Towers L.04. Anyone making it to the very top of the netting is confronted by a steep descent, but the curving tunnel slide offers a quick exit. Meanwhile, down at ground level, a further attraction awaits in the shape of the Duck Jibe.



Various
Types of Slides
available for three
different Levels.



Bad Schwalbach

95.190.413

(m) 28,4 x 24,0 x 10,5
('") 93-1 x 78-9 x 34-4

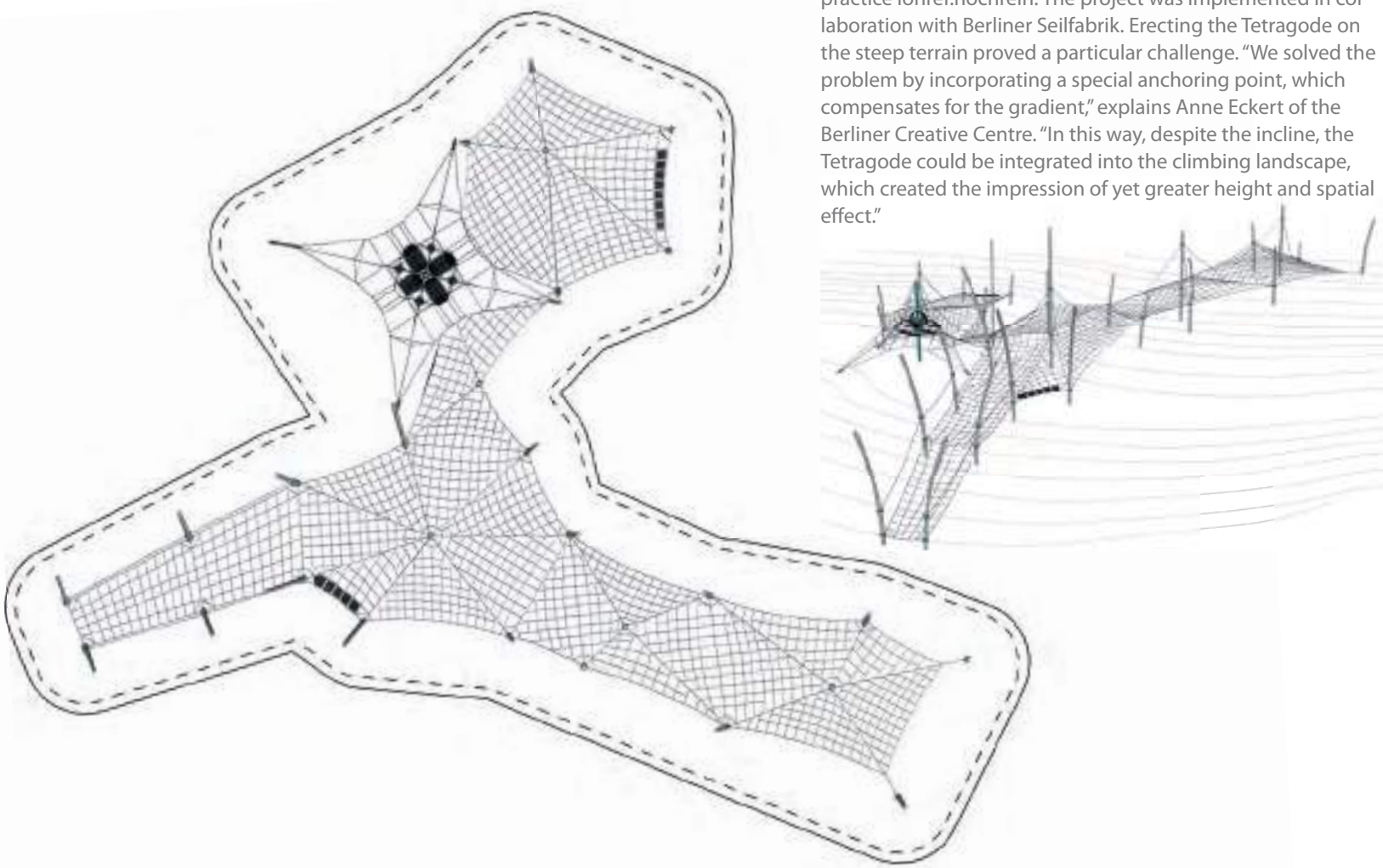
EN 1176 (m) 31,2 x 26,4
ASTM/CSA(m) 31,8 x 27,1
ASTM/CSA('") 104-4 x 88-9

EN 1176 (m) 1,5
ASTM/CSA('") 5-0

5

Bad Schwalbach

In the grounds of Bad Schwalbach's German Horticultural Show, this huge CombiNation, combining Terranos and Teranova orange-coloured flat nets with a Tetragode, 'grows' elegantly up the slope. As it does so, the huge net deftly hugs the geographical contours, negotiating the various jumps in height in a 'playful' manner, enabling the entirety of the apparatus to be climbed at a single stretch. This was precisely the intention of landscape architect Philipp Gegner of the Munich practice lohrer.hochrein. The project was implemented in collaboration with Berliner Seilfabrik. Erecting the Tetragode on the steep terrain proved a particular challenge. "We solved the problem by incorporating a special anchoring point, which compensates for the gradient," explains Anne Eckert of the Berliner Creative Centre. "In this way, despite the incline, the Tetragode could be integrated into the climbing landscape, which created the impression of yet greater height and spatial effect."



Play Area for the Smallest Bobbejaanland

This Belgian amusement park's newest attraction can be found near the entrance: a large, multifaceted playground, made up of various rope and tree house elements, altogether covering an area of more than 500 m².

The newly created play area for small children is particularly eye-catching. It is a CombiNation consisting of Trii1 and a three-tiered platform made of bamboo panels supported by obliquely angled posts. A slide for small children has been attached to its upper level. These two elements are connected by a low level net with rope handrail, enabling even small children to enjoy independent climbing. The other climbing elements, such as the access net or the ladder into the little Trii-house, also foster self-directed play among the little ones, thereby offering a great alternative to the park's amusement rides.



Bobbejaanland

95.190.338

(m) 4,8 x 8,6 x 3,6
('") 15-8 x 27-11 x 11-10

EN 1176 (m) 7,8 x 11,6
ASTM/CSA(m) 8,44 x 12,2
ASTM/CSA('") 27-9 x 39-11

EN 1176 (m) 0,99
ASTM/CSA('") 3-3





3



Genk Cosmodrome





In the Belgian town of Genk, a multifaceted playground has been created in the grounds of the Cosmodrome, where everything revolves around a single topic: space. Going by the name “Play Planet”, the playground offers everything a child’s heart might desire! Reminiscent of a planetary orbit, the apparatus has been laid out in a circular fashion, and allows a multitude of possibilities to climb, swing and balance. The design fits in perfectly with the “cosmic adventure” theme, offering exciting challenges for a wide range of age groups. While the Monkey Jibe, VIP-Swing, hammock and nest swing invite children to twist and swing, the rubber membrane cube, net funnel and various flat nets test the mettle of even the most seasoned climbers. Sculptura’s rubber panels lead up to a small Trii-house, offering possibilities for relaxation and retreat.

The playground is rounded off by a sandpit for small children. Besides the Orbit and Eddie Playpoints, the sand tables foster role-playing games among the little ones.

Genk		
95.190.474		
	(m) ('-")	22,1 x 22,9 x 3,6 72-4 x 75-1 x 11-8
	EN 1176 (m) ASTM/CSA(m) ASTM/CSA ('-")	25,2 x 29,6 28,3 x 28,0 92-10 x 91-9
	EN 1176 (m) ASTM/CSA ('-")	2,8 11-1
		5



Monheim
90.293.480

 (m) ('")	20,2 x 17,1 x 6,6 66-3 x 56-1 x 21-5
	EN 1176 (m) 23,5 x 20,4 ASTM/CSA(m) 24,3 x 21,0 ASTM/CSA('") 79-8 x 68-9
	EN 1176 (m) 2,99 ASTM/CSA('") 9-10
	5

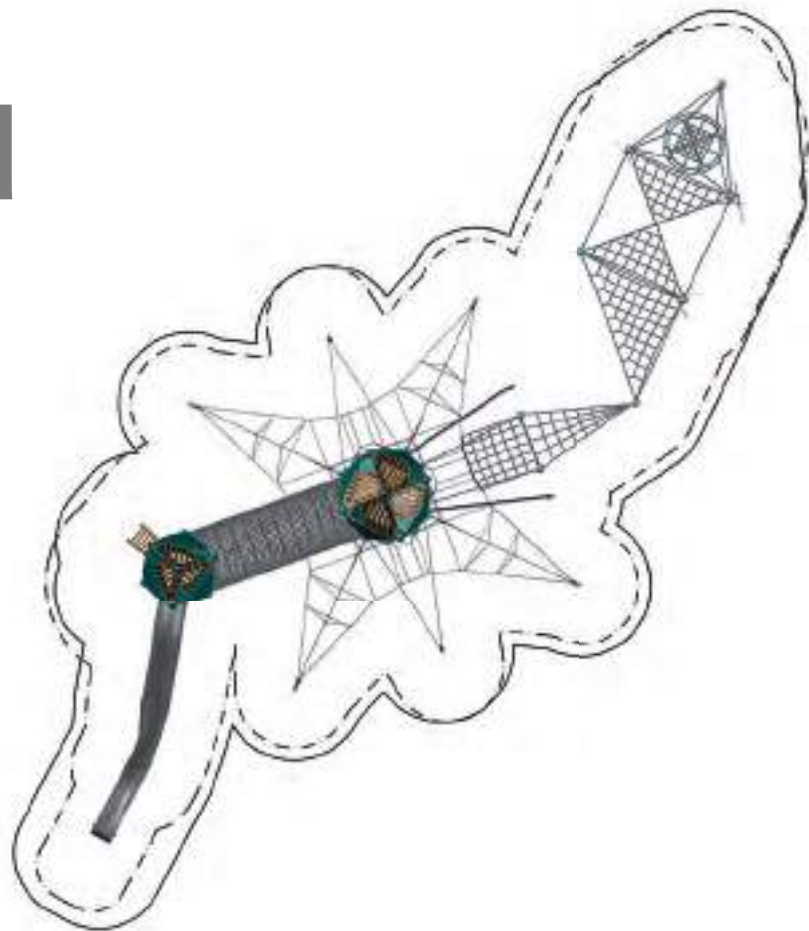


Monheim Jungle Playground

Monheim am Rhein now has its own jungle! "It was our goal to create as many exciting possibilities for play and movement as possible," says Fritz Ulrich Axt, responsible for playgrounds at Monheim District Council. "Some people might recall these from the old Tarzan films, but, bearing safety in mind, has been done in such a way as not to uproot too many trees and bushes in the process."

Just like Tarzan, children can now climb up into the heights via various types of climbing and balancing apparatus, a suspension bridge and two tree houses, and discover the seemingly dangerous jungle world.

The new playground's main attraction is a combined play structure from Berliner's Greenville product line. Up the children go, via the central mast play structure's spatial net, held by a five-way tensioning system, into tree house Boo, which is attached to the central mast play structure 4,5 m up in the air.



A net tunnel leads directly to tree house Trii.
An absolute innovation are the two Lianas, in the form of two swinging ropes dangling from curved posts. The goal is to use the lianas to swing your way from stump to stump without falling into the sand below. This offers an enticing challenge for older children in particular.



Thanks to highly precise CNC Machines at Berliner Seilfabrik every Design is possible.









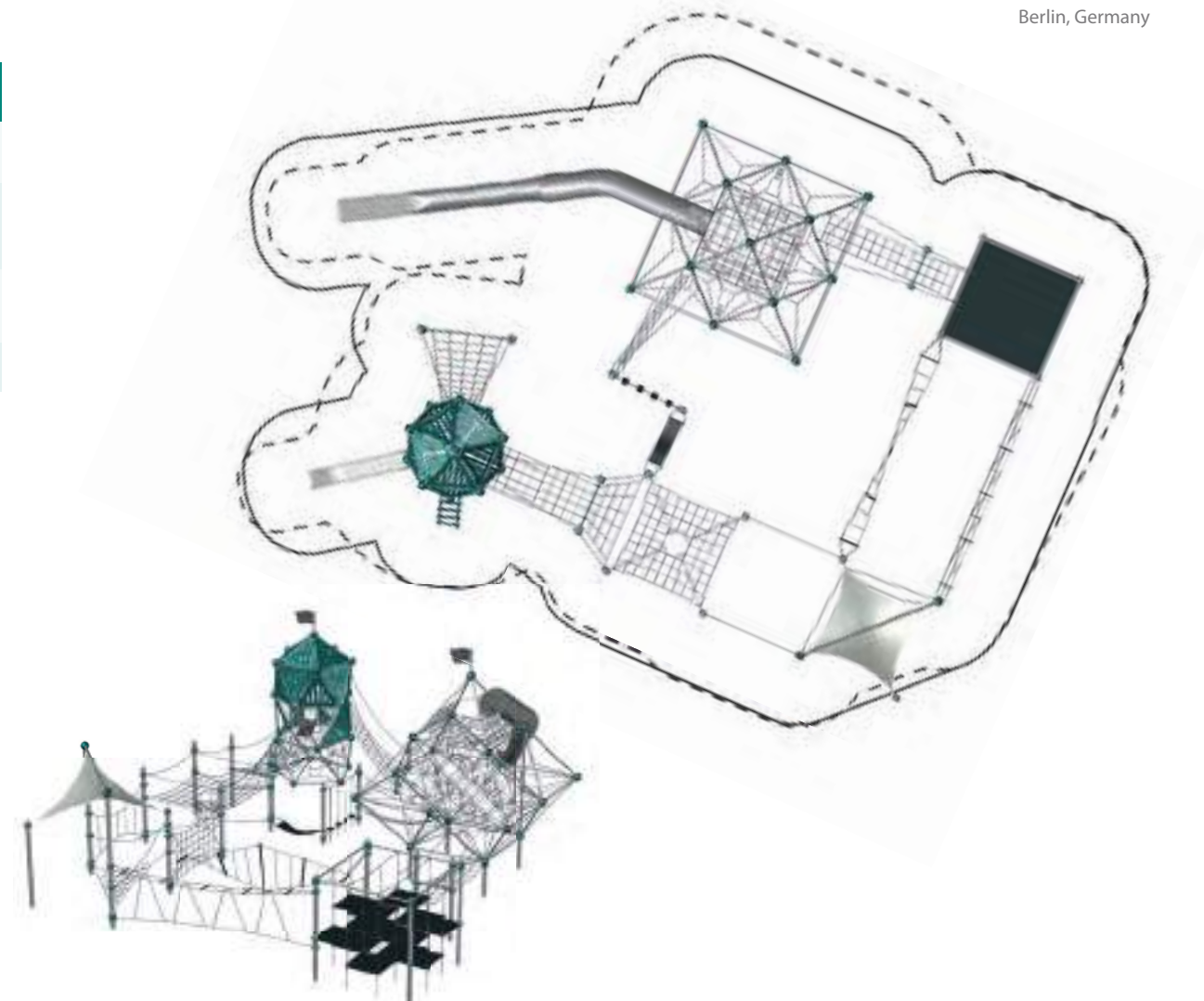
Berlin, Germany

Landsberger Allee

90.180.486

 (m) ('")	20,5 x 14,4 x 7,4 67-2 x 47-0 x 24-3
 EN 1176 (m) ASTM/CSA(m) ASTM/CSA ('")	24,6 x 18,8 24,7 x 18,0 81-0 x 59-0
 EN 1176 (m) ASTM/CSA ('")	2,95 9-9
	5





Both a communal garden as well as a playground in the shape of a highly diverse climbing garden were created as part of the redevelopment of the exterior area of an eleven-storey housing complex in Berlin. The 335 m² large playground entails a six-metre-high rope play house as well as three-dimensional playground equipment (Jupiter), whose external frame resembles that of an octahedron. In this way, the playground equipment can safely be climbed up to a height of almost 7 m, since the free fall height is measured along the external edge and is still under 3 m. Based on the modular system of the Berliner Seilfabrik, the two high playing constructions could be connected with numerous different low rope elements, thereby forming a closed climbing landscape of 60 m to play on!



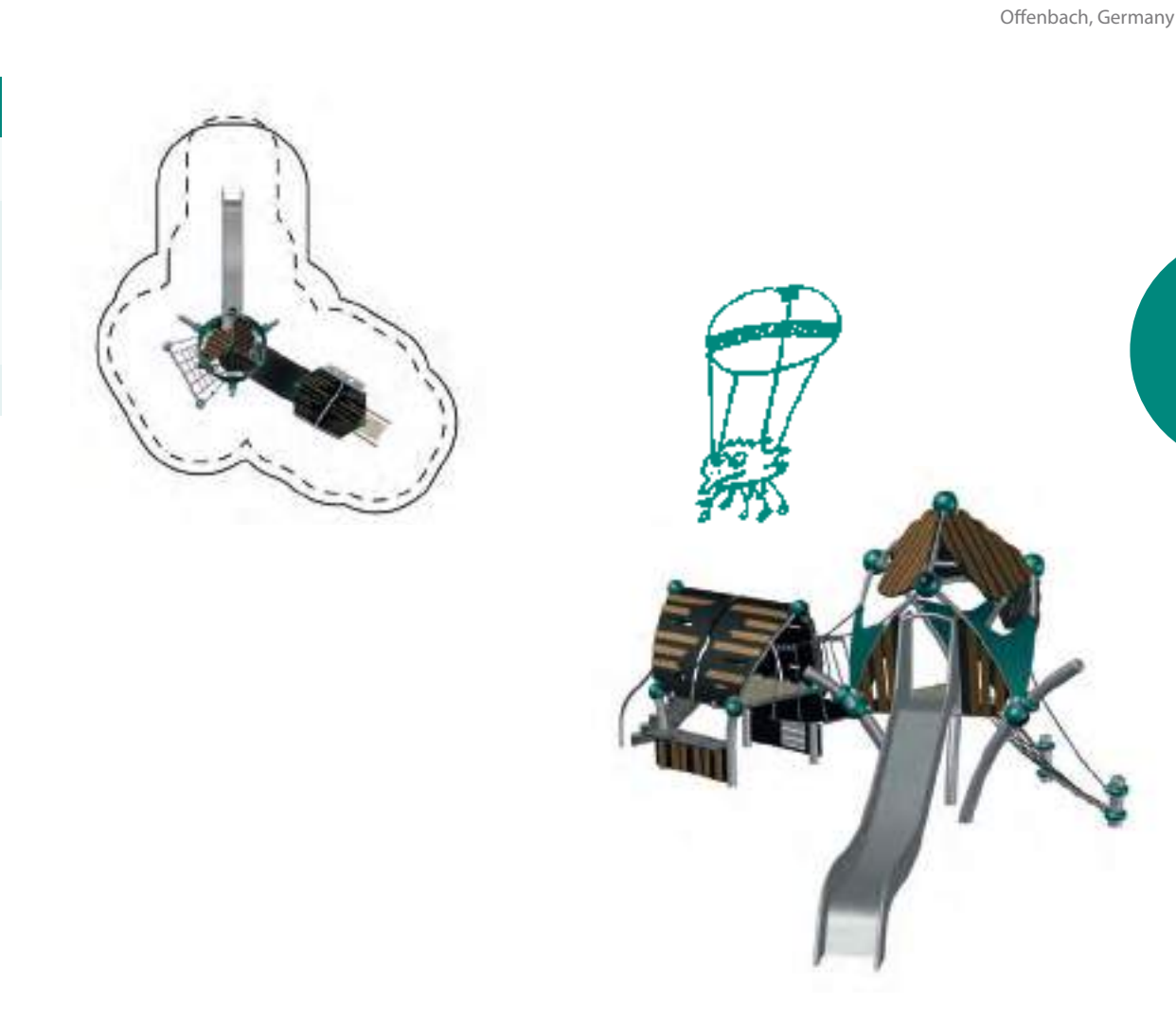
Offenbach, Germany

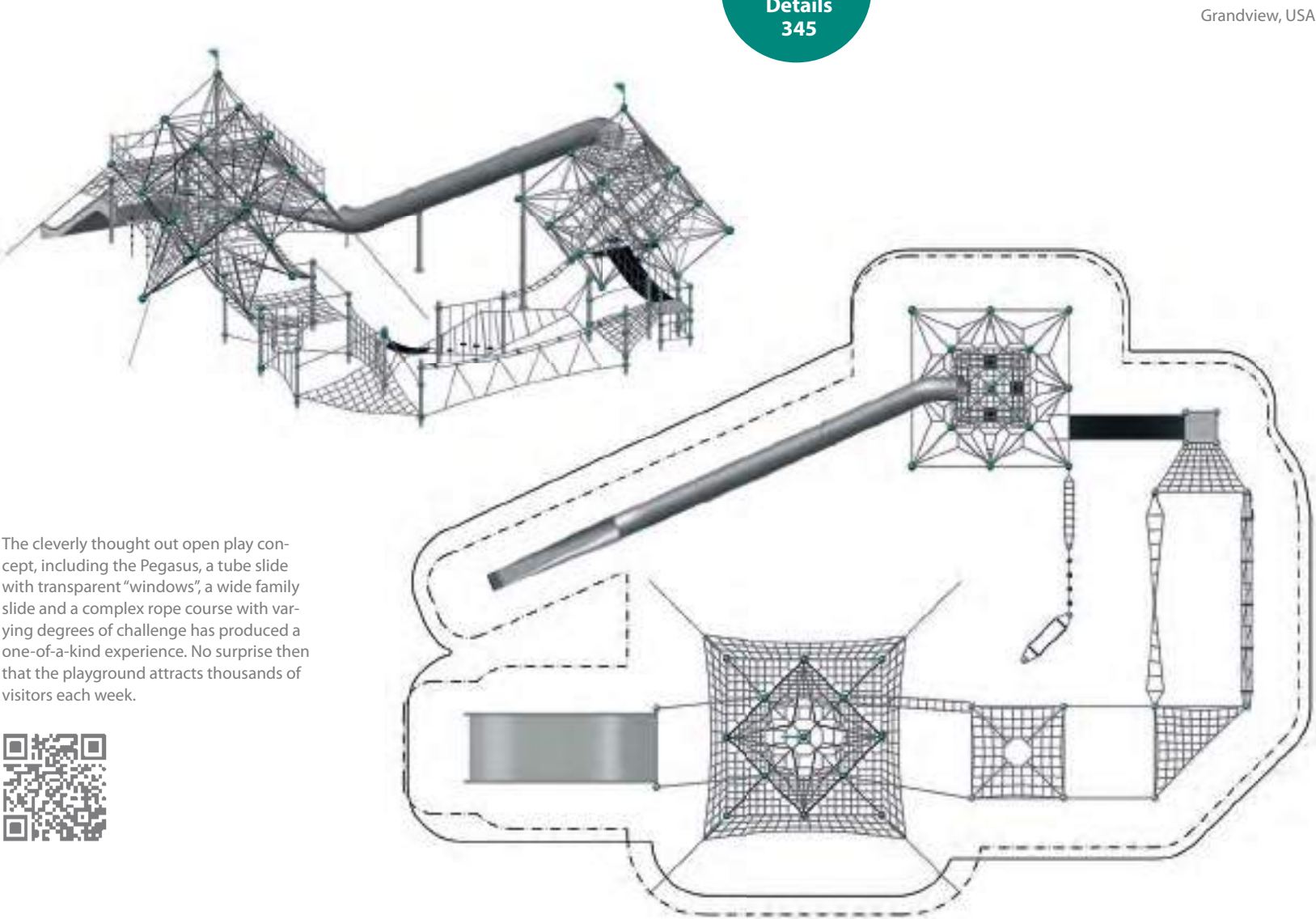
Offenbach

90.293.254

 (m) ('")	7,2 x 6,4 x 3,4 23-7 x 20-10 x 11-2
 EN 1176 (m) ASTM/CSA(m) ASTM/CSA ('")	9,2 x 9,4 10,9 x 10,1 35-7 x 32-10
 EN 1176 (m) ASTM/CSA ('")	1,25 4-2
	5

This colourful CombiNation of Trii1 and playhouse Roo is the perfect place for small children! Climbing opportunities of varying levels of difficulty foster the development of a child's motor abilities. A child can hone its balancing skills on the transition bridge's rubber steps in preparation for the next stage in its development.





The cleverly thought out open play concept, including the Pegasus, a tube slide with transparent "windows", a wide family slide and a complex rope course with varying degrees of challenge has produced a one-of-a-kind experience. No surprise then that the playground attracts thousands of visitors each week.



Mountain House

98.140.094

	(m) ('")	5,5 x 7,2 x 3,9 18-0 x 23-4 x 12-7
	EN 1176 (m) ASTM/CSA(m) ASTM/CSA ('")	8,5 x 11,6 9,1 x 11,6 29-11 x 38-1
	EN 1176 (m) ASTM/CSA ('")	1,2 4-0
		5

A fairy tale castle welcomes the young ones at this Community Park. The two towers invite children to charge up the bridge and down the slide, or to explore the castle's secret tunnel system. And for those seeking less action, the hammock offers the perfect hideout.



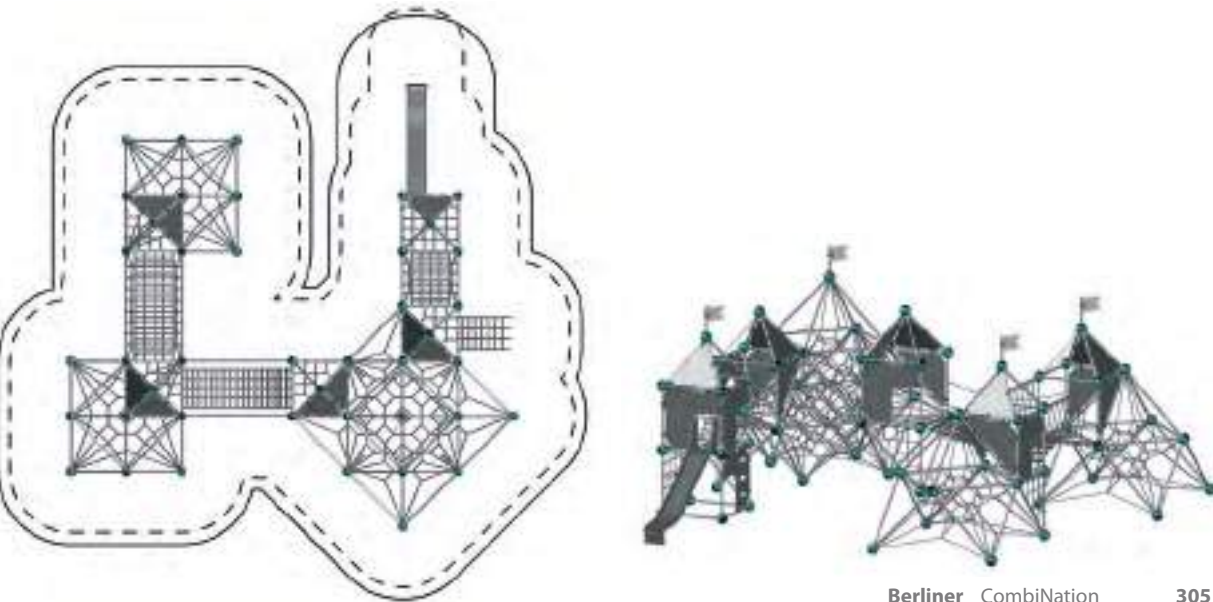
Mountain House, USA

Warneburg

90.150.350.003





	(m) ('")	12,0 x 11,8 x 5,1 39-1 x 38-9 x 16-9
	EN 1176 (m) ASTM/CSA(m) ASTM/CSA ('")	15,0 x 15,3 15,6 x 15,5 51-1 x 50-9
	EN 1176 (m) ASTM/CSA ('")	1,9 6-3
		5

This CombiNation of spatial net structures and playhouses ensures children can't help but move! They can climb in the spatial nets, run across wobbly bridges, hide in the little house or whiz down the slide. On top of all this, the design offers many possibilities for role-play.



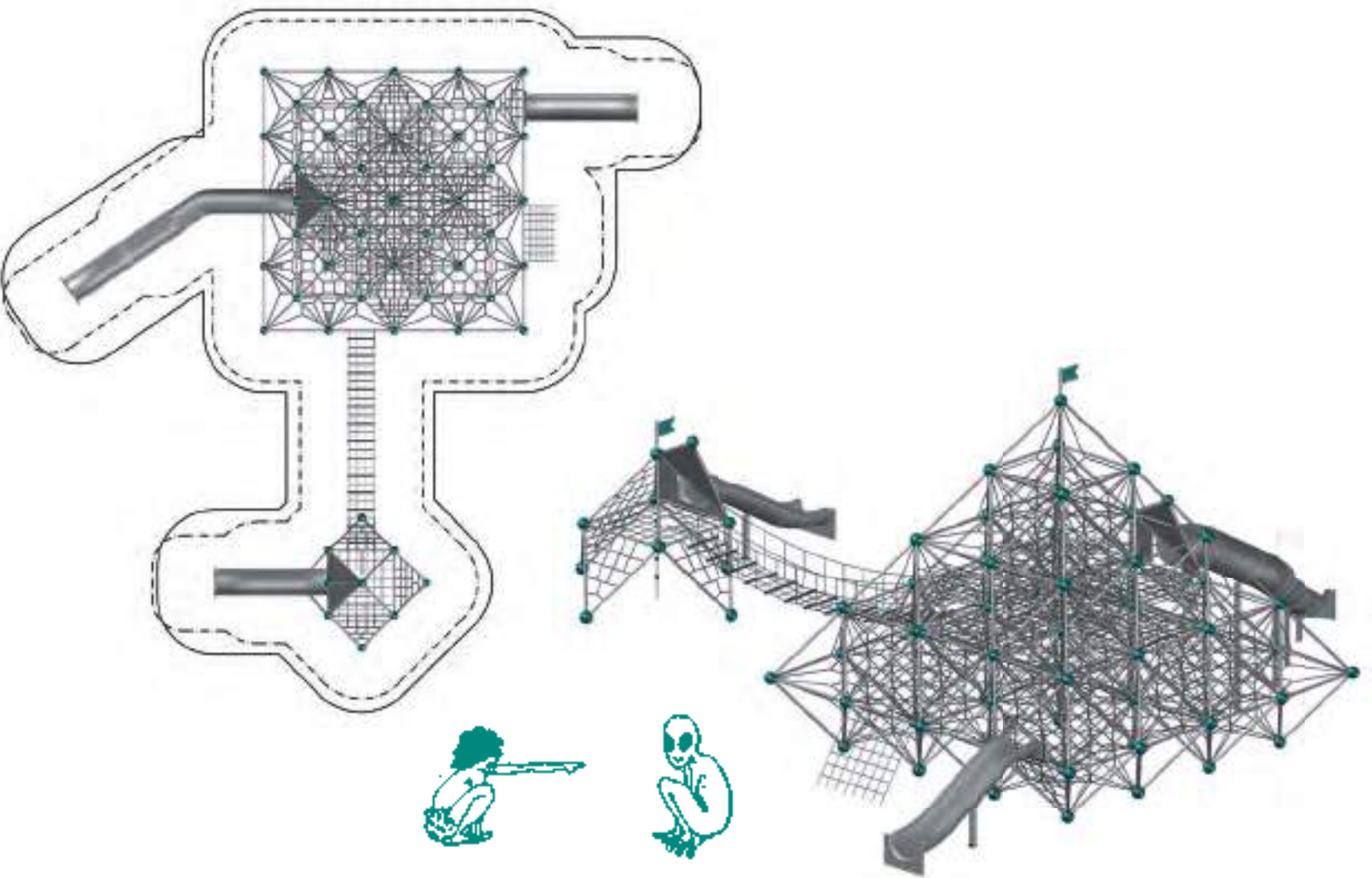
Lee's Summit

90.141.183

	(m) 18,4 x 18,7 x 7,9
	('-") 60-2 x 61-3 x 25-10
	EN 1176 (m) 22,2 x 21,6
	ASTM/CSA(m) 22,2 x 22,4
	ASTM/CSA ('-") 72-11 x 73-3
	EN 1176 (m) 1,36
	ASTM/CSA ('-") 6-0
	5






304

Already the 8 m tall Jupiter XXL by itself would have been a blast to most kids. Equipping the giant with thrilling attractions such as the slide and connecting it to the smaller Nethouse has made the combination irresistible fun for young and old.


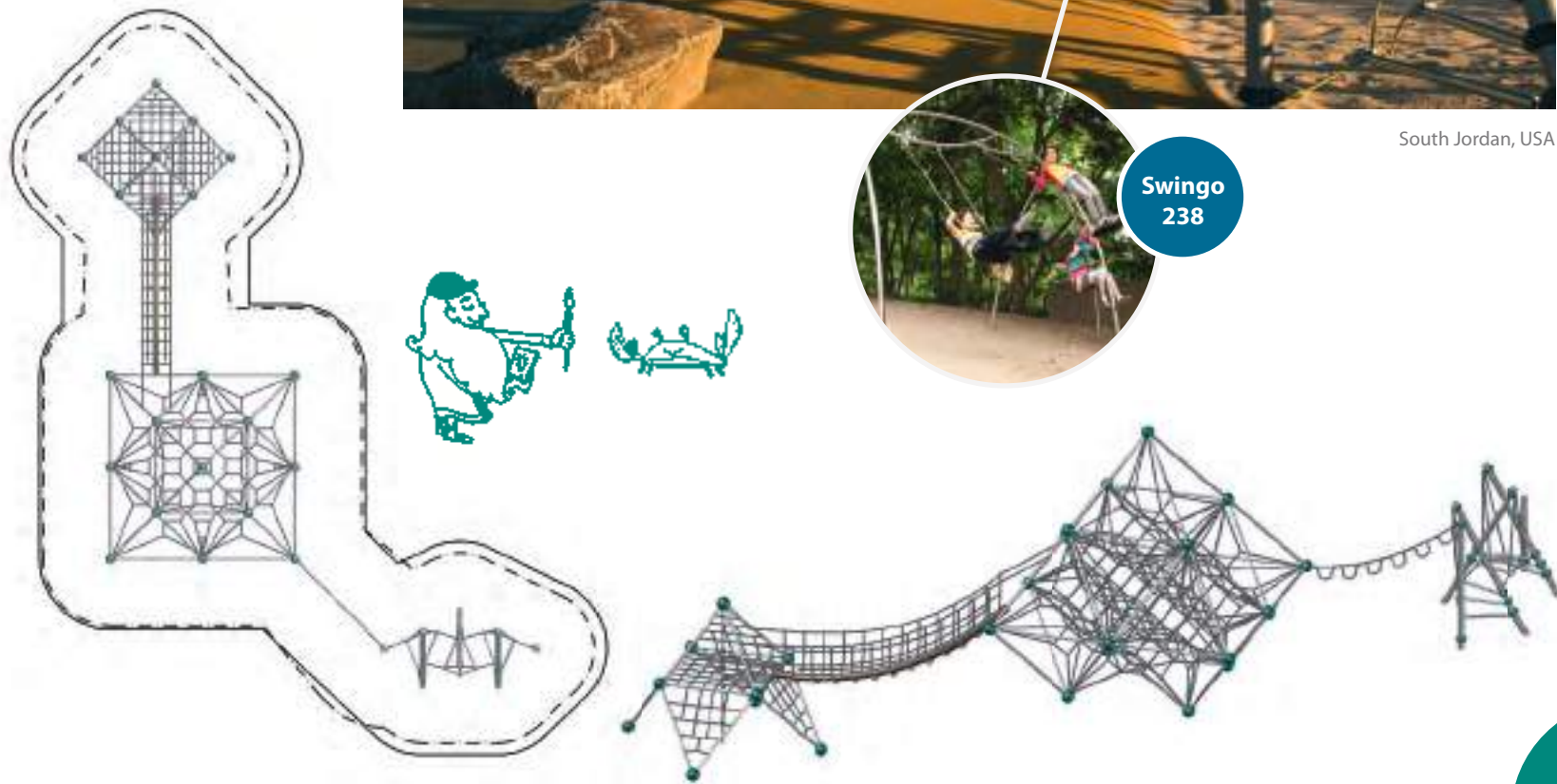


South Jordan

90.180.313

	(m) 16,9 x 12,9 x 7,3
	('-") 55-7 x 42-2 x 23-10
	EN 1176 (m) 19,9 x 15,9
	ASTM/CSA(m) 20,6 x 16,5
	ASTM/CSA ('-") 67-7 x 54-2
	EN 1176 (m) 2,4
	ASTM/CSA ('-") 7-10
	5

This wonderful combination combines Neptuneun, Sculptura, a net house and is going up and down the hill.







Swingo
238

South Jordan, USA

Celle

90.293.032

	(m) 7,0 x 13,1 x 5,2
	('-") 22-10 x 42-10 x 16-11
	EN 1176 (m) 10,0 x 13,1
	ASTM/CSA(m) 10,7 x 16,7
	ASTM/CSA ('-") 34-10 x 54-10
	EN 1176 (m) 2,99
	ASTM/CSA ('-") 9-10
	5

Nestled in the trees, tree house Trii3 blends perfectly with its surroundings. It looks like something from a fairy tale when combined with elements from the Terranos line, which also grants access to the tree house.











Celle, Germany



Tolosa

90.180.123

	(m) 29,3 x 13,4 x 4,5
	('-") 44-0 x 96-3 x 14-9
	EN 1176 (m) 32,9 x 16,4
	ASTM/CSA(m) 17,1 x 33,0
	ASTM/CSA ('-") 56-0 x 108-3
	EN 1176 (m) 2,5
	ASTM/CSA ('-") 8-2
	5

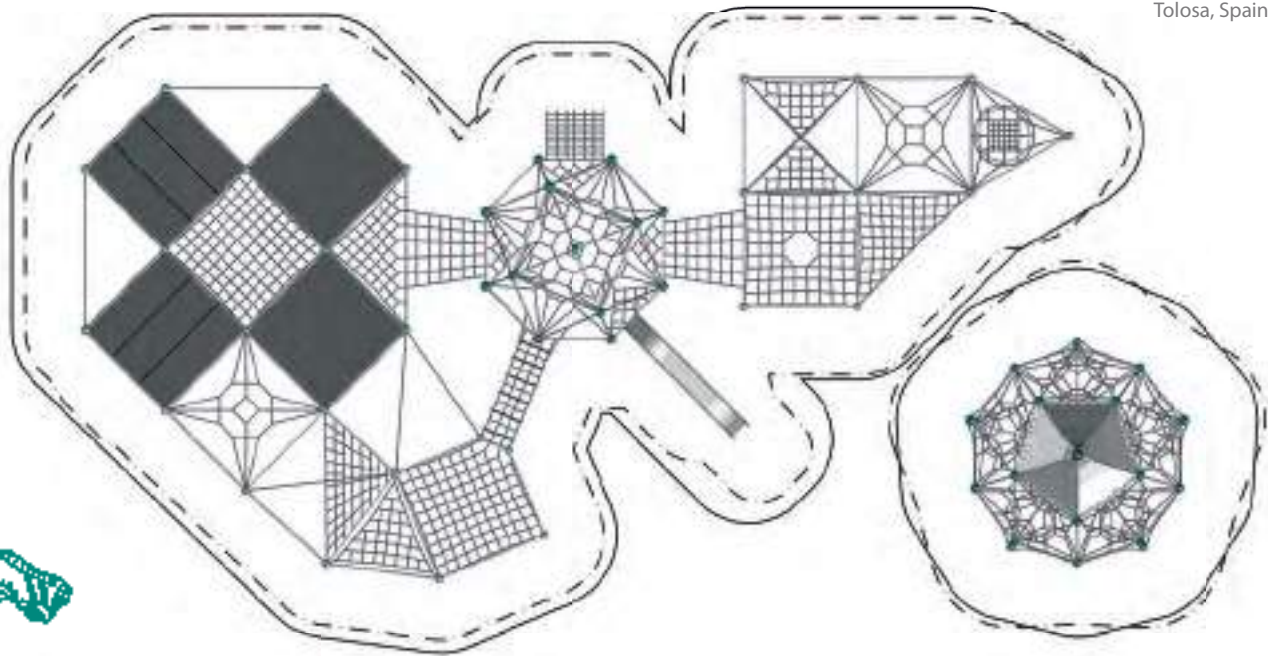

359

This huge play combination consists of Terranos rubber membrane fields, a Spaceball, a wasps' nest and UFO M6.01

**Inclusion
Favourite,
Details
345**











Tolosa, Spain



Las Condes

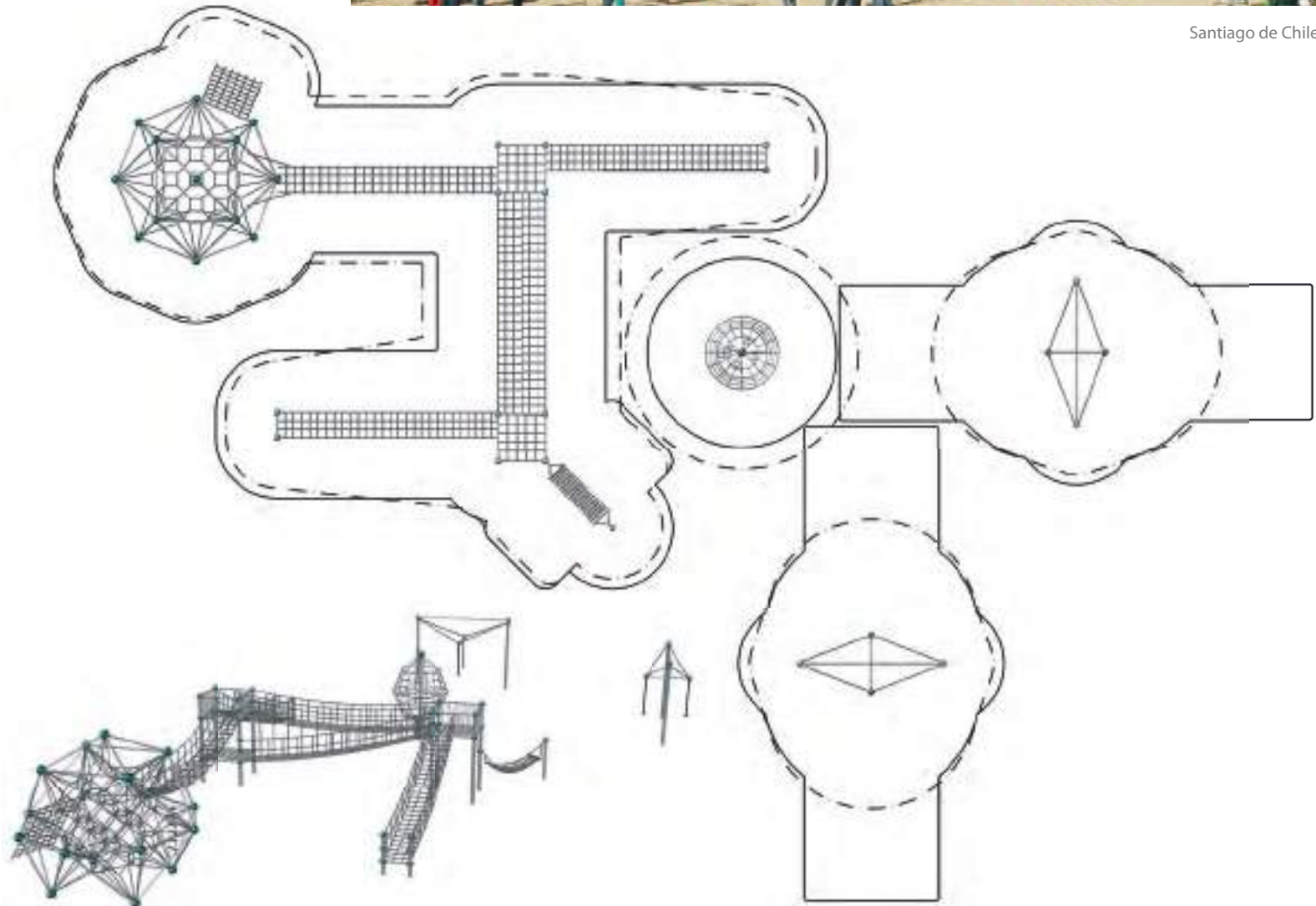
90.180.207

	(m) 20,0 x 31,6 x 4,5
	('-") 65-8 x 103-8 x 14-9
	EN 1176 (m) 25,1 x 36,9
	ASTM/CSA(m) 28,3 x 39,9
	ASTM/CSA ('-") 92-11 x 131-0
	EN 1176 (m) 2,99
	ASTM/CSA ('-") 9-11
	5

This large rope play structure for children over the age of 5 in the middle of Santiago de Chile is undoubtedly one of the most used play structures in South America. On weekends, countless kids and even adults enjoy the excitement of climbing as high as they can. From the voluminous Spaceball L via several suspension bridges up to play equipment such as the VIP swing and Albergo.02, there's something for everyone.







Santiago de Chile, Chile



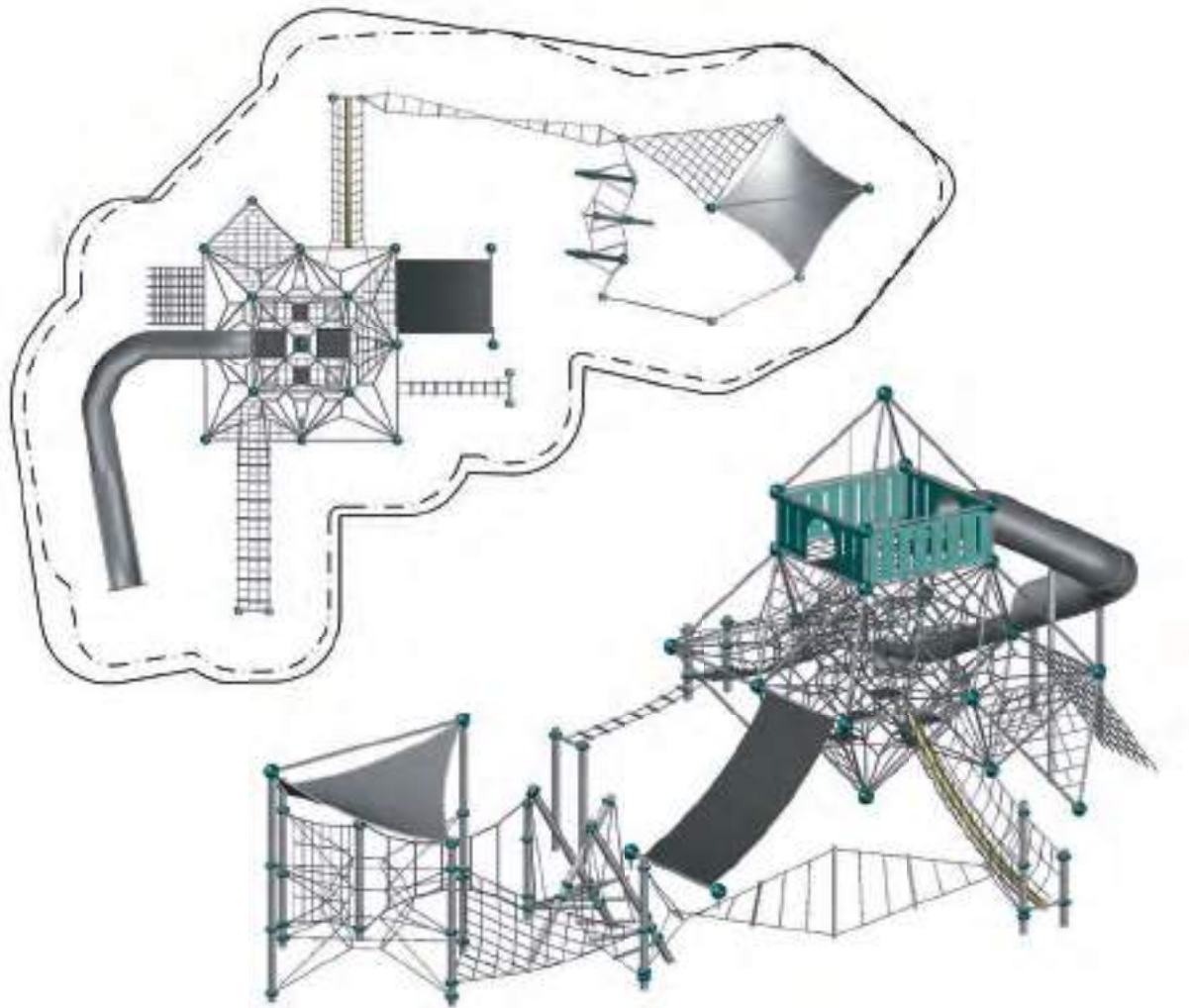


Arlington, USA





Arlington

90.180.291	
 (m) ("'-")	13,9 x 21,2 x 6,5 45-8 x 69-6 x 21-2
 EN 1176 (m) ASTM/CSA(m) ASTM/CSA ("'-")	17,0 x 24,5 18,0 x 25,3 59-0 x 82-9
 EN 1176 (m) ASTM/CSA ("'-")	1,84 6-1
	5

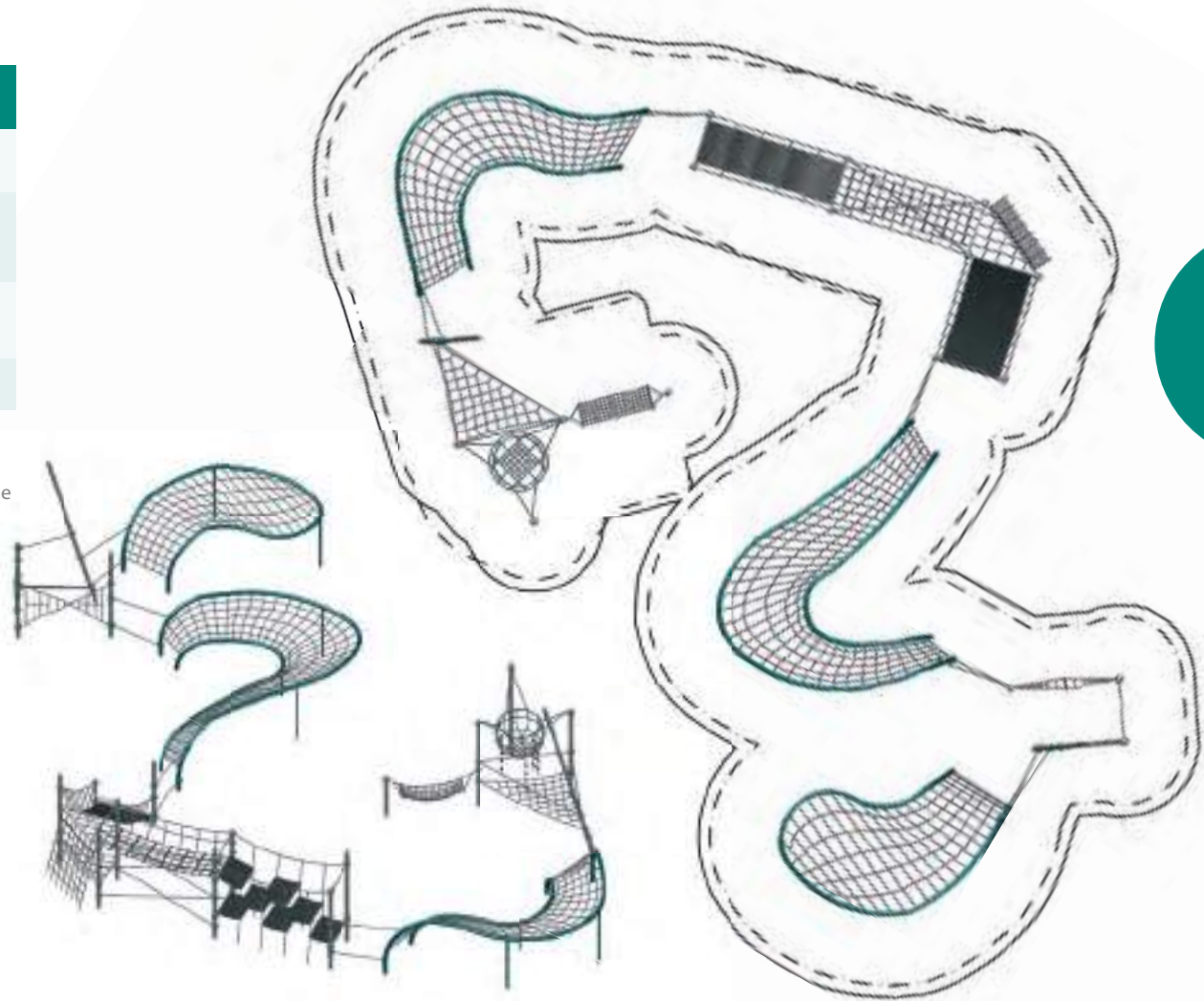
The large Neptun with fort and slide invite airy adventures. But if staying closer to the ground is more your thing – a net wall, bridges, access nets, a rubber ramp and a low ropes course may offer equal pleasures. And after the fun workout, there is even a nice socializing high spot, elegantly covered in shade, waiting for you.



Metropolis.01





95.172.105	
 (m) ("'-")	19,3 x 25,8 x 6,1 63-4 x 84-8 x 19-11
 EN 1176 (m) ASTM/CSA(m) ASTM/CSA ("'-")	22,9 x 29,4 23,4 x 30,0 76-8 x 98-5
 EN 1176 (m) ASTM/CSA ("'-")	2,4 7-11
	5

Metropolis combines new elements from Twist & Shout with elements from Hodge-Podge, as well as bridges and nets from the Terranos range.



Orlando

90.293.368

	(m) ('")	11,1 x 9,1 x 6,2 36-3 x 29-8 x 20-4
	EN 1176 (m) ASTM/CSA(m) ASTM/CSA ('")	13,8 x 12,5 12,7 x 14,8 41-7 x 48-5
	EN 1176 (m) ASTM/CSA ('")	1,97 9-10
		5



The heart of this CombiNation is the Triple Boo (p.74). It has the look of a classic play house with its bamboo panels, but it is truly more. It contains a three-dimensional rope climbing web beneath it for children to climb in and up. The open tube on one side provides ADA access to the structure, enabling play for all. The playground has been outfitted with plenty of activities to keep children active and challenged, including access nets, ladders, a hammock, an attached slide and an access bridge connecting to the Splash, which also is connected to the ground level activities, such as the tic-tac-toe board and hammock.



Inclusion
Favourite,
Details
345





Find more
Spooky
Rookies
96

Orlando, USA



Silver Lake

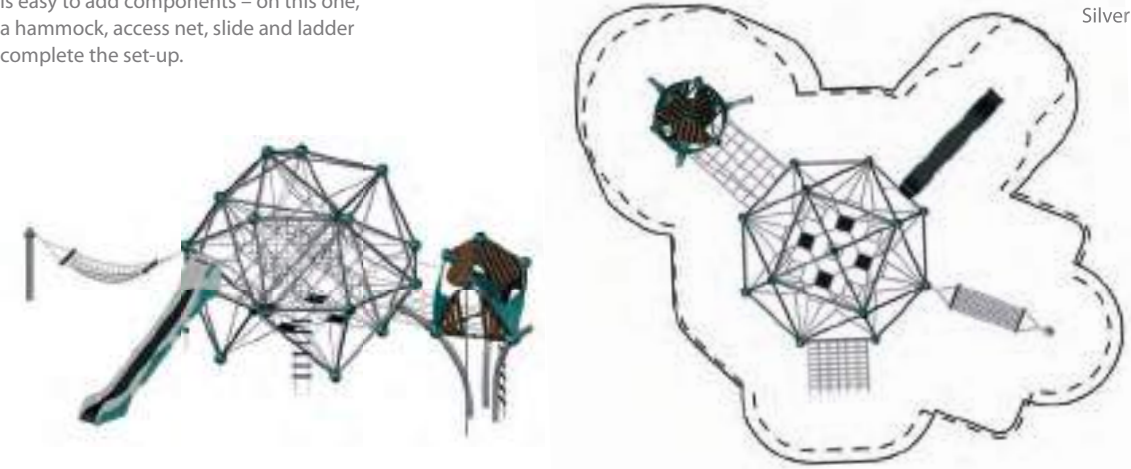
90.136.124

	(m) ('")	10,5 x 8,6 x 4,5 34-5 x 27-11 x 14-9
	EN 1176 (m) ASTM/CSA(m) ASTM/CSA ('")	13,8 x 11,8 14,3 x 12,3 46-8 x 40-3
	EN 1176 (m) ASTM/CSA ('")	1,99 8-3
		5

This CombiNation at Silver Lake State Park includes a Trii, connected playfully by a suspension bridge to a Spaceball. Furthermore, the Trii offers access in and out of the tree house by climbing a flexible ladder and sliding pole. With the Spaceball it is easy to add components – on this one, a hammock, access net, slide and ladder complete the set-up.







Silver Lake, USA



O'Tannen-
baum 2.5
217

Boston

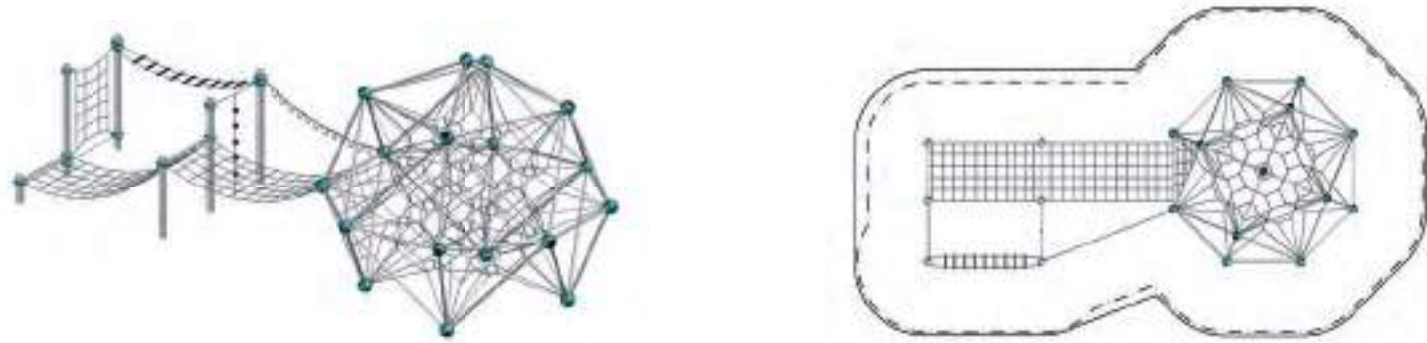
90.136.097

	(m) ('")	5,1 x 11,5 x 4,5 16-7 x 37-8 x 14-10
	EN 1176 (m) ASTM/CSA(m) ASTM/CSA ('")	8,5 x 15,0 8,7 x 15,2 28-4 x 49-7
	EN 1176 (m) ASTM/CSA ('")	1,81 6-1
		5

This classic CombiNation of rope-based playground equipment includes the "play volume wonder" Spaceball in combination with some low rope course elements of our Terranos line. This Berliner net climber with its transparent character, accomplished the architects' goal in keeping the sight lines open to the basketball court.



Boston, USA



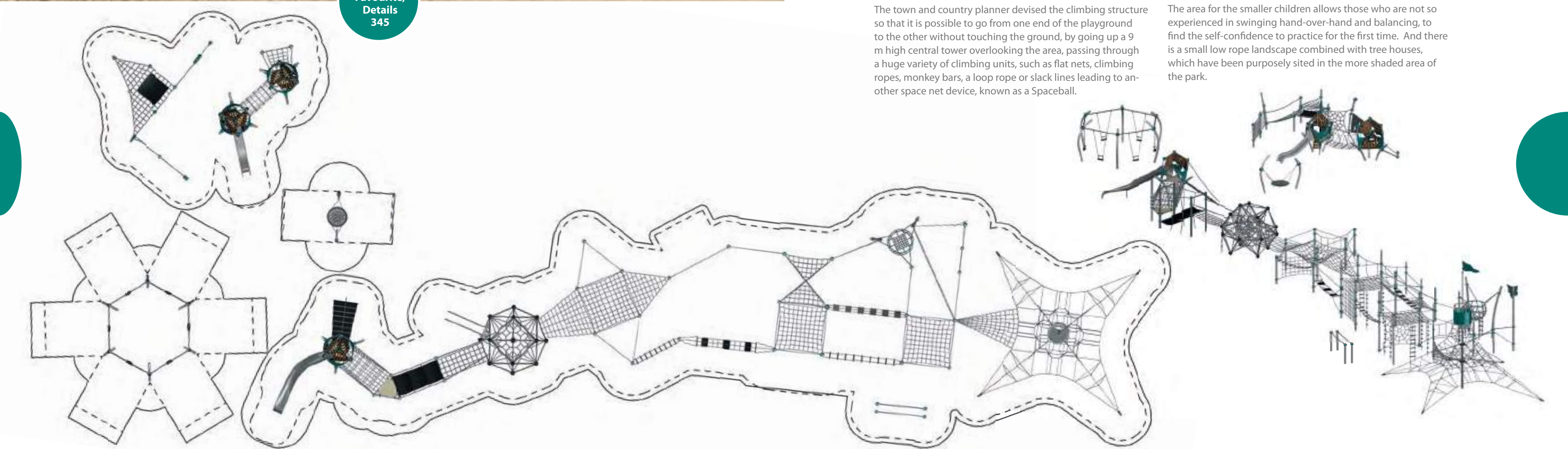
Berlin.08

90.180.347

	(m) ('-")	23,0 x 65,6 x 9,6 75-5 x 215-2 x 31-4
	EN 1176 (m) ASTM/CSA(m) ASTM/CSA ('-")	26,9 x 69,3 28,0 x 70,5 91-11 x 231-2
	(m) ('-")	2,9 2-11
		5



Inclusion
Favourite,
Details
345



Berlin.08

Climbing Paradise

In the north of Berlin in Freiheitsweg in the district of Reinickendorf there is a new climbing structure, which leaves no room for boredom. An area of more than 1.500 m² has been turned into a theme park for all generations.

Alena Kniesche, who implemented this project in collaboration with the Reinickendorf District Authority and Berliner Seilfabrik, has been completely successful in implementing this diverse construction project and in doing so, has taken account of the most varied of issues, such as creating new challenges, inclusive play, the under 3 year olds and the neighbouring sports centre.

The District Authority supplied the basic idea for the large open area: they wanted an assortment of something challenging, which would both be fun for adolescents and older children and would also attract smaller children. Alena Kniesche divided the play area in its outlines into two parts. This created an area for toddlers and another area, presenting challenges to the older children and adolescents over a vast climbing structure.

The town and country planner devised the climbing structure so that it is possible to go from one end of the playground to the other without touching the ground, by going up a 9 m high central tower overlooking the area, passing through a huge variety of climbing units, such as flat nets, climbing ropes, monkey bars, a loop rope or slack lines leading to another space net device, known as a Spaceball.



The Spaceball has been in place in the area for some years previously and led the cat burglars over a rope bridge to a field with rubber mats. "This part of the playground was still in such good condition that it could be kept exactly as it is," said Alena Kniesche. "The modular system from Berliner Seilfabrik allowed me to link the new units of the course on the one side and playhouses on the other side with the old equipment."

The area for the smaller children allows those who are not so experienced in swinging hand-over-hand and balancing, to find the self-confidence to practice for the first time. And there is a small low rope landscape combined with tree houses, which have been purposely sited in the more shaded area of the park.



Walldorf

90.180.311

(m) 33 x 13,0 x 8,7
(ft-in) 42-7 x 108-3 x 28-5

EN 1176 (m) 15,5 x 36,4
ASTM/CSA (m) 16,6 x 36,9
ASTM/CSA (ft-in) 54-2 x 121-1

EN 1176 (m) 2,05
ASTM/CSA (ft-in) 6-9

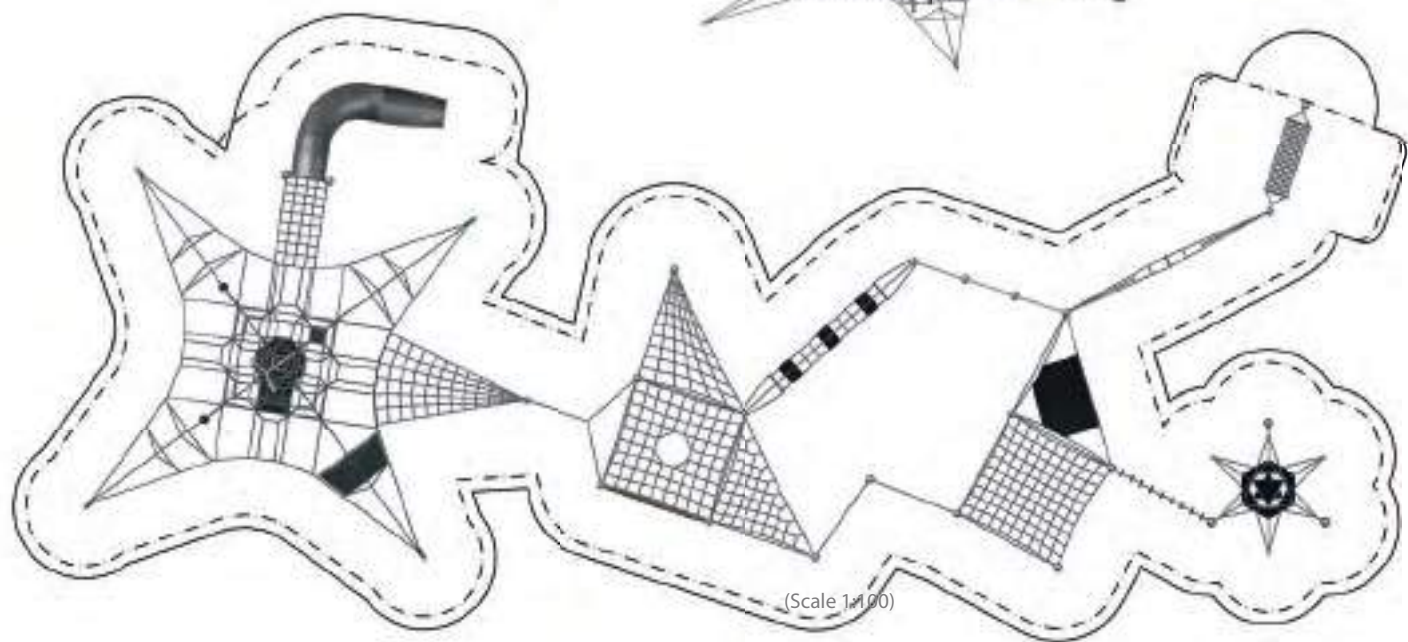
5

176

Large structure combining a low level rope course with elements from the Pentagode and Terranos lines. Its rudimentary appearance results from the colour choice. Rubber mats incorporated into the rope climbing web invite users to relax.




Walldorf, Germany






Custom-made

Custom-made projects allow for infinite combinations.





Custom is Standard at Berliner

Thanks to its modular design, our equipment can be combined in infinite ways. Such individualization finds its highest expression in our custom-made projects. Berliner's Creative Centre, made up of more than ten architects, designers, landscape planners and engineers, will assist you in turning your ideas into reality. To help you visualize your ideas, we can produce high quality visual renderings prior to the construction phase. "Custom-made projects are always very special," explains

Marius Kotte, head of the construction and development department. "We create something completely unique. It's often the case that the landscape for which the structure is designed ensures the design cannot be replicated elsewhere. In other cases, it's the history of the structure's location that ensures special results. For example, natural catastrophes spurred the creation of both the "Aventura" and "Margaret Mahy Family Playground" projects, both of which bring a breath of fresh air as well as children's laughter to the affected sites."



Marius Kotte,
Senior Designer
at Berliner




Copenhagen Park'n'Play



The new playground called Park'n'Play towers above Copenhagen's harbour scenery in bright red. What is special: it is located 24 metres above sea level on the roof of a parking garage and thereby sets new standards in the way people think about designing public spaces.

This project's challenge was to create centrally located parking facilities that optimally integrate into the surroundings of the modern Nordhavn city district which is characterised by luxury and lifestyle. The architecture firm JAJA Architects solved this challenge in cooperation with UNO and Berliner Seilfabrik by designing a building that "does not only need space but simultaneously also provides space", explains Kathrin Susanna Gimmel, the leading architect and co-founder of JAJA. The result is a parking garage which has a multifunctional character due to its extraordinary façade and roof design.

Inspired by the staircases on the exterior of the iconic Centre Pompidou in Paris, a flight of stairs rises up from the ground floor across the long sections on the north and south side of the parking garage up to the roof. The red handrail of the stairs



continues on the roof and is integrated like a 'red thread' in the various play structures. It thereby serves as a key element in the swings, benches and monkey bars. It finally leads visitors to the absolute highlight of the rooftop playground: a nearly 8 metres-tall Climbing Pyramid by the company Berliner Seilfabrik.

The ascent is made via a black flat net that winds around a mid-mast like a spiral and gets narrower and finally tapers off towards the top. The idea of a 'red thread' is also continued in this structure: In this case, it runs through the outer side of the planar net as a curved steel pipe and is a tensioning element for the net at the same time. "The challenge in constructing the pyramid was to use the existing roof structure as a solid anchor without damaging the properties of the roof's cladding", says Marius Kotte, Director of the Berliner Seilfabrik's department of Construction & Development. "The solution was the large number of a total of 16 anchor points. That way,



the arising tensile forces are optimally distributed and the permeation of the roof structure was minimised." It is also noteworthy that the structure only has a maximum fall height of 2,1 metres despite its total height of nearly 8 metres. That is thanks to its shape: as the flat nets are wider at the bottom than at the top, a net would always catch you should you fall. No one doubts that the rooftop playground is a total success. "There are always people up here on the roof", says Gimmel, "even on a cold winter's day in December."





Karls Potato Chip Adventure World

While Karls Adventure Village in Elstal near Berlin has been focussed exclusively on the subject of strawberries to date, the so-called 'K2 - potato chip adventure world' opened its doors for the first time this spring. This unusual and currently quite unique leisure attraction consists of a variety of exciting attractions that take as their theme the potato chip.

Highlight is a spacious indoor playground that provides for limitless climbing fun. This is not located at ground level but is at an elevation of 3 m and extends above the heads of those seated in the potato restaurant. The whole consists of a total of four 'climbing potatoes' that are suspended at different heights from the ceiling of the chip production plant and are connected with each other by means of various net tunnels.

"Our customer wanted an indoor playground that would fill the empty space above the seating area in the restaurant. At the same time, we were also instructed to ensure it had a high play value and, of course, made reference to the site's potato-orientated theme," recalls Katharina Hilger, one of the engineers of the Berliner Creative Centre. "We came up with the idea of fabricating large climbable potato-shaped structures that float in the air."

The potatoes consist of a steel framework. In each case, two rings are linked together by curved steel tubes to provide a



"It is also literally one of the highpoints among indoor, themed play attractions."



rounded form. The lateral and top openings of these steel frames are carefully enclosed with net structures to provide for the necessary safety while also ensuring the structures remain transparent, so that it is possible to look out and look in. The two smaller potatoes each have a vertical net tunnel extending from the floor, where they are attached to steel plates anchored to the structural foundations. These structures have a potato-like appearance not only because of their shape but also thanks to the choice of an appropriate colour scheme. Both steel frameworks and the cables are in beige tones while the fastening elements deliberately have a red-brown finish to give the impression of the typical soiled areas of these underground tubers.

A particular contribution to the play value of the system is provided by the differing design of the connecting tunnels that link the potatoes. On closer inspection, it becomes apparent that these vary not just in terms of length, form and diameter but that a new adventure also awaits every exploring child in each tunnel.

This potato-themed climbing provides visiting children with a playground in which they can play whatever the weather is like while parents can sit at their ease below and enjoy hand-cooked potato-based delicacies. It is also literally one of the highpoints among indoor, themed play attractions.





Quebec Geoparc Percé



In summer 2017, the Geoparc de Percé in Quebec, Canada opened the gates to the new indoor playground: a huge, three-dimensional rope net landscape in the shape of a water world! The idea of the design, which stems from the minds of the architects Groupe BC2 from Montreal and which was implemented through collaboration with Berliner Seilfabrik, was to imitate the geographic surroundings. As the town Percé lies directly on the eastern coast of Canada, where the landscape is massively characterized by the steep cliffs and impressive rock inlets, a correspondingly diverse and unique net landscape emerged.

Two black space nets, which span the entire area of the room, separate the room into three levels and thus let the sky appear above, the marine world emerge in the middle and the bottom of the sea take shape at the very bottom. The three levels are connected by three conical net funnels, which are greatly reminiscent of the rock formations that protrude from the water off the coast of Percé. Above the funnels, you can climb from the "sky" to the underwater world all the way to the ocean floor. For those who want to reach the bottom quickly from the very top, there is a tunnel slide which takes you directly to the ground. Between the middle level and the ocean floor, there are also climbing ropes, which remind you of underwater plants.



Hammocks are attached directly beneath the ceiling on the top level. Here the kids can climb inside and get to experience the sensation of floating in the air.

The reason for a climbing landscape, which is almost entirely made from rope, lies in the intention of the client. Geoparc wanted to make the illusion of walking over water become a reality. The mesh of the area nets is made in a way for this to become possible and at the same time, an appropriate climbing challenge is provided for children.



"Geoparc wanted to make the illusion of walking over water become a reality."



There were also challenges in implementing the climbing landscape. "Enclosed spaces are often a special challenge regarding the planning, as the space is clearly predefined and thus inflexible", explains Marius Kotte, Architect and Head of Construction and Development in the Berliner team. "This affects the accuracy of fit of the nets as well as their connection points, which have to be set accordingly." In order to ensure the required stability, screw straps were thus screwed directly onto the steel beams of the building.

Since the opening, more than 200 kids have been all over the net landscape every day. "We are really very happy", said the President of the Geoparc de Percé on ICI Radio Canada. "Percé already has a lot to offer, but we were searching for tourist attractions which are also attractive during bad weather. We now have something to offer year-round with this indoor offer."





Christchurch Margaret Mahy Family Playground

The Margaret Mahy Family Playground in Christchurch was built after the major earthquake that struck New Zealand in February 2011, which affected Christchurch in particular. The project was meaningful for all those involved, but in particular for the area's inhabitants and visitors to the playground.

The earthquake struck the city centre with great force, requiring the entire city to be planned afresh. The playground forms part of a park, located centrally so as to ensure the return of laughter to the very heart of the city, not to mention bringing the city's inhabitants together once more. After the earthquake, the park's construction was given priority by the authorities, it being one of their first large-scale projects.

The detailed planning phase from early 2013 to mid-2015 included a playground design competition held among schools in the Canterbury region. Entries to this competition helped inspire the final design as drawn up by Berliner Seilfabrik.



One of the greatest challenges facing the team at Berliner's Creative Centre was to procure reliable topographical data from the park designers on the ground, since the creation of artificial hills was envisioned as part of the park's landscape. To this end, playground concepts were created, based on which preliminary drafts were then drawn up and offered. With the completion of landscape modelling, the entire site was surveyed. The resulting three-dimensional data set was used by Berliner Seilfabrik to create a virtual site. Based on this, the play structure was conceived, manufactured and installed on site with the utmost precision. By allowing for this extraordinary set of circumstances, the various play elements could be erected on a site that was not flat, but hilly.

The first section of the playground was inaugurated in December 2015 and met with great success. The large custom-made net, stretched across two enormous masts, was initially the main attraction. With the opening of the second section in spring 2016, this playground became one of the largest and most modern in the southern hemisphere, while nevertheless retaining its sense of place. The playground's layout is based on Canterbury's four main natural habitats: "The Forest", "The Wetlands", "The Plains" and "Coastal". The playground's second section is characterized by a gigantic tower combination designed and built by Berliner Seilfabrik. The structure consists of three large towers enabling children to climb up to 8 m above ground level. A spectacular spiral slide transports children from the top back down to ground level. Each tower is enhanced by bamboo panels, which has led to their being included in Berliner's Greenville product line (page 58).



**Inclusion
Favourite,
Details
345**



Foto: © CERA-Christchurch MMFP



Be'er Sheva A New Family Attraction



Be'er-Sheva in southern Israel is one of the country's largest cities. It is considered by many to be the "Capital of the Negev", which it borders on. As a so-called "developing city", Be'er-Sheva has been turning into a religious centre and has also become an important Israeli metropolis over recent decades.

In order to maintain the city's attractiveness for its 200.000 inhabitants, it is crucial to create attractive facilities for young families. In addition to emerging residential neighbourhoods, the growing industrial sector and increasing tourism, new local parks have been established in the last few years. One of these is Be'er-Sheva River Park. Covering an expanse of several square miles, the large River Park follows the course of Nahal Be'er-Sheva, a large riverbed that does not carry any water during the dry season.

As of June 2017, the park boasts a new centrepiece: a massive playground, consisting of a vast climbing landscape made up of equipment provided by Berliner Seilfabrik. Seven differently equipped climbing towers are evenly distributed over an area of approximately 1.000 m². They serve as the foundation pillars of this climbing paradise. The towers are connected with net bridges that are up to 6 m in length. Some of the bamboo-clad towers are more than 8 m high, giving them the



appearance of a tree house village thanks to their natural design. Besides its remarkable size and complexity, another special feature of the playground is its density of climbing structures and the way these are connected. The "gaps" have been filled in using additional, enjoyable equipment. Climbing mats, ladders, nets and ropes add many more options for climbing and playing, making the playground even more versatile. A neighbouring lower rope course for children who are not quite ready to make their way up to the "treetops", offers additional variety and an exciting challenge for smaller children.

In addition, six long, slightly twisted or even spiralling slides have been attached to the climbing towers. Whizzing down one of these slides is the perfect reward to every bold climber! The slides for this project were supplied by Israeli partner Games & Sports and could be easily attached to the towers thanks to Berliner Seilfabrik's modular system. In the vicinity of the climbing structures, numerous additional attractions such as see-saws and carousels complete the playground's range of activities in an impressive fashion.

The new climbing landscape has been designed as a cooperation between Games & Sports Head of Design, Galina Man, the company's Vice President of Marketing, Meirav Moshka, and the planners at Berliner's Creative Centre. Roei Shabtay, Executive Assistant to the CEO at Games & Sports, is more than happy with the result. In particular, he loves how "every area offers a different activity".



Another speciality of the playground is its distinctive canopy. The entire climbing structure is protected by multiple shade sails arranged in a star-shaped pattern. As severe dust storms can be quite a frequent occurrence in the Be'er-Sheva region, these sails not only give shade, but also protect the playground structures and their users from the bothersome fine grains of sand. Several poles were installed to attach the canopy. Roei Shabtay explains, "We had to pour a joint foundation to be able to anchor the great number of poles in the ground. The poles for the playground equipment and the poles for the shade sails share one foundation." Despite the large amount of poles in one place, the designers managed to observe the necessary clearance distance, thus ensuring maximum safety for the children.



Bangkok Famplayland at Central Festival East Ville

Central Festival East Ville is the name of a huge shopping mall in the east of Bangkok. The intention of the operators was to build a shopping centre with an offering that goes beyond the typical consumption options. Under the heading "Bangkok Escape", the stressed and traffic-plagued residents of the city were meant to find peace and relaxation here. In addition to a jogging track on the roof, there is also a children's area on several floors since the summer of 2016. In the so-called Famplayland, children can develop their physical, mental and social skills in a protected environment at 10 different "activity stations".

The absolute highlight is a 9 m tall climbing tower with a 118 m³ large three-dimensional climbing net inside. The tower extends across three levels of the Famplayland and six stacked room cell layers. To ensure the necessary safety, the exterior is surrounded with a synthetic net. On the topmost floor, 8 m long tunnel slide is attached and ensures a speedy descent.

The customer was searching for play equipment that optimally matched the conditions of the play area. Based on the relatively small base area and a ceiling height of 10,5 m, a spatial net leant itself to perfectly utilizing the space. "The decisive source of inspiration for that came from the Berliner space net at the Swarovski headquarters, which also spans several levels", remembers Eukrit Kraikosol, Head of Operations at Park & Garden and joint operator of the Famplayland. "In contrast to



"The highest free-standing indoor installation of a space net."



Swarovski, the indoor area of the shopping mall did not have any connection options for tensioning points," says Marius Kotte, architect at Berliner Seilfabrik and Head of Construction and Development. "The solution was the anchoring of the 8,5 m tall steel posts into the floor that form the outer shell of the tower. The clamping elements could then be attached to the posts within the structure. The upper clamping balls were brought into the correct position with anchoring cables," explains Marius Kotte. Because of this, the climbing tower in Famplayland is the highest free-standing indoor installation of a space net.

In addition to the optimal utilization of available space, the climbing tower also conceptionally fits very well into the kid's area of the Central Festival East Ville. Climbing in the three-dimensional space challenges and inspires the children. It helps them to develop their psychomotor skills and their three-dimensional powers of imagination. "The tower is a suitable challenge for the children and gives them the feeling of having achieved something, when they reach the top of the tower. Then the slide is the perfect reward to descend the net," summarizes Eukrit Kraikosol.



Medebach Aventura

It has a shaky start at the foot of the Bromberg (old stone quarry). A large entrance net leads into a treehouse-like tower – and that's just the beginning, the beginning of what is probably Europe's longest public space climbing facility. Just over 168 m long, a succession of wildly different tunnels and bridges, balance play elements and rubber mats snake their way through various towers towards the top of the mountain.

In Medebach, a holiday location in Sauerland which attracts walkers during the summer and skiers in winter, "Aventura – der SpielBerg" was officially unveiled at the end of September 2015. The planning for the construction of a large leisure facility began several years ago. Storm Kyrill caused substantial damage in the area when it hit in 2007. The original concept for the climbing facility was based around the elements water and air. The playground, like the wind that blows up the mountain or the water that flows down it, was designed to be on a slope. The project was realized by the Gasse | Schumacher | Schramm Architects in Paderborn in collaboration with Berliner Seilfabrik.

"Where the wind is sleeping."



What is also notable is that certain elements were developed during the course of the project. New products conceived during the project are, among others, the towers. The highest is 7,8 m high. The free fall height never exceeds the maximum of 3 m. Inside there are nets that lead visitors to a long spiral tunnel slide. Another tower is eye-catching due to its special shape.

Here you can admire the beautiful view from above on a lookout point net. These towers are encased in bamboo panels. Berliner Seilfabrik uses bamboo because it lasts longer than wood and, in addition, has a better environmental footprint. It is a grass which grows again after it has been harvested, as opposed to tree wood.

Large spheres hang in two towers like cocoons between the posts. Plate-shaped nets provide an access point. These elements should remain as transparent as possible, yet still safe and secure. That's why they were surrounded by close mesh security nets. These were also used in one spot where a small gorge needed to be negotiated and where the classic suspension bridge leads over a rock face. Another particular challenge is the so-called chess board bridge. Square shaped rubber membranes are stretched between holding ropes. Children hop, rock and relax here.

Almost 36 tons of steel was delivered to the construction site. Of the almost 100 posts that were used, the heaviest weighed almost 450 kg on its own. During the test drilling carried out in the preliminary stages, solid rock was encountered near the



surface. When digging the foundations for the facility, it turned out to be softer shale. The foundation work for the posts needed to be re-evaluated in the manufacturing process.

New levels were created on the surfaces where the towers and platforms stand. Wood chips were given the thumbs-up as the fall protection of choice, as they blend into the natural surroundings in terms of colour and help ensure a safer fall. A genuine fall protection alternative for the slopes is turf. It integrates into the landscape seamlessly as it is a natural element, and will transform into a flower meadow in the course of time, without losing any of its fall protection qualities. The gradient of the slope is approximately 21 percent with significant variations at different parts of the ascent.



Elstal Karl's Climbing Silos

Just in time for spring and therefore the start of the amusement park season, Karl's Erlebnis-Dorf (Adventure Village) opened new playgrounds at various locations. One of them is in Elstal close to Berlin and in Zirkow on Rügen. The two new play structures in Elstal and one in Zirkow are especially spectacular and possibly record-breaking. Karl's Climbing Silos are over 13,2 m high twin climbing towers with an almost 130 m³ size net inside and a slide of almost 17 m length, which takes the summiteers back to the ground.

The landscape architect in charge, Ute Hoffmann, Bürogemeinschaft Stadt- und Dorfplanung, describes: "The idea for Karl's Climbing Silo developed in our Karl planning group from various requirements. On the one hand, we wanted to create something unique for the older kids as well, as we all have children of our own, who have partially "outgrown" the normal playgrounds for kids. My own sons for example are 12 and 14 years old." A net is the perfect base for this. Climbing in a three-dimensional space challenges and encourages the kids, their psychomotor abilities and their three-dimensional imaginative power. The rope is the suitable playmate. It reacts to the movement of the kids. Every step and each grip offers movement.

She then explained: "The further challenge was to create a great attraction in a small space. The existing 12 m high fire-fighting water tank was to be included thematically. As we like to integrate common village structures in Karl's Adventure Villages, we invented the design of the twin silo towers. The Climbing Silo was to look as if it were still under construction and therefore very airy. This increases the height adventure for the kids and the guests on the courtyard terraces, who are fully entertained while watching the kids. The see-through transparent design has been implemented very well with the choice of the material and the colour of the ropes. Except for the outer skeleton, made of steel posts and steel rings, only different rope attachments were to be used. This also turned out very well and makes the climbing experience unique. Especially in Elstal we were also able to include a farther, higher located terrace through a tunnel".



Marius Kotte, architect at Berliner Seilfabrik and Head of Construction and Development, explicitly names the height of the device as a special challenge: "We had to make sure that it was possible to connect the parts without big measuring tolerances, as the net does not allow much measure deviation. Here, however, it was already the tolerances of the pipe supplier that gave us a headache, as this was already at ± 50 mm with the 13 m long poles. Due to the length of the posts, a mounting by simply positioning and screwing together was not possible. In addition, this kind of net has never been built before. For the net, connecting details between the tightening ball and the poles had to be developed. The net is hung in a "swimming" position; this means that the upper balls are brought into position by guy ropes. Here, too, a deviation from the system measures was not allowed," said Marius Kotte.

"Concerning the slide, the difficulty was to manage the run in such a way that the net tunnel was bypassed and the required space for the landing did not exceed the existing area and the maximum permitted incline was adhered to. For this reason, the slide has a sharp bend in it after passing the tunnel. The last piece has an incline of almost 40° (usual are 30-35°). The real goal of the climbing adventure is the tube slide, which fits perfectly into the complete picture with its rusty look!" says Ute Hoffmann.

Marius Kotte explained: "This rusty look of the poles developed without additional work all by itself and naturally and is only on the surface. On simple steel, so-called flash rust builds up rather quickly. This really only makes clothes dirty, nothing more. In order to avoid corrosion in the foundation, an epoxy coating was applied, as the vulnerability for rust is extremely high in this place. We also increased the maintenance intervals. The poles have a thicker walling than they statically need in order to be definitely on the safe side regarding this aspect. The rusty look of the slide, which is really made from stainless steel, is achieved through a foil that is wetted with metal particles. These particles also build flash rust and make the slide look old". At the opening, which took place on the scheduled date, in the middle of March, the kids took over command and took the climbing tower by storm. And Ms. Hoffmann is enthusiastic, too: "We think that Karl's Climbing Silo is very well done and was implemented by Berliner Seilfabrik in a unique way with no look alike. It fits really well into our playing concept".



"We wanted to create something unique for the older kids as well."



Wattens Swarovski Kristallwelten

The Swarovski Kristallwelten (Crystal Worlds) are one of Austria's most visited tourist attractions. Nestled amid gorgeous scenery, the 18.5 acre landscape park is situated close to Swarovski's headquarters in Wattens. With a total investment of 34 million euro, the amusement park was considerably expanded in 2015. Besides the crystalline park landscape, the expansion of the family and children areas takes centre stage. This also applies to the play tower – a four-storey playhouse made of glass.

The largest play structure inside the glass tower is a 97 m³ spatial net. It covers four floors and is integrated directly into the building. It is the largest spatial net ever installed inside a building and it accommodates up to 120 children. Berliner Seilfabrik was commissioned with the implementation.


With a classic rope-based play structure, the net is tensioned equally via symmetrically arranged tensioning points. During the building's planning phase in steel construction, openings for a future spatial net had been considered. They posed a particular challenge to Berliner Seilfabrik's experts as the openings were not symmetric, in keeping with the play tower's design. For almost 50 years the company has been manufacturing playground equipment including three-dimensional nets, experience that has now paid off.



"Second best on the list '16 of the Coolest Playgrounds in the World' "





The huge spatial net's main tensioning points are attached to the openings provided in the steel framework via Berliner's Astem TT tensioning system. Special ropes, tailored to the building, are attached to the spatial net's sides and between the wood pit lining in the ceiling, as well as the windows' side between the steel construction. This required a great deal of customization and presented a particularly interesting challenge. In spite of detailed preparation, including 3D-planning, the project could not have been accomplished without an on-site operation from specialists of Berliner Seilfabrik. To make sure that maximum safety standards and persistence was provided, ropes had to be mounted individually.

Mental Floss, a magazine (and website) that presents facts, lists, stats and information, recently named Swarovski Crystal Worlds on its list of "16 of the Coolest Playgrounds in the World." To be specific, it was listed as #2 with Berliner's very own Neptune Park as #1 (Page 138).



Wollongong

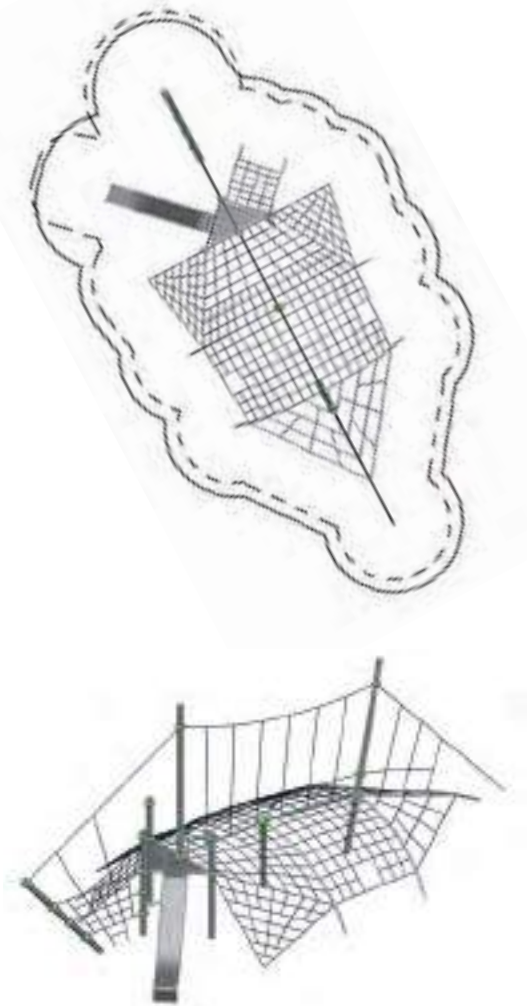
95.190.140

	(m) (")	5,5 x 13,0 x 5,0 17-10 x 42-8 x 16-5
	EN 1176 (m) ASTM/CSA (m) ASTM/CSA ("")	6,7 x 12,6 9,1 x 16,7 29-10 x 54-8
	EN 1176 (m) ASTM/CSA ("")	1,5 5-0
		5

Aye Aye Captain! The ship's crew can't wait to put out to sea. But first the sails need to be set, the anchors pulled and the floors scrubbed. Even for those who stay in the harbour, watching the Wollongong and the young sailors get ready, means having a good time.







Wollongong, Australia



Berlin.06

95.171.611

	(m) (")	10,8 x 3,3 x 2,5 35-5 x 10-7 x 8-3
	EN 1176 (m) ASTM/CSA (m) ASTM/CSA ("")	13,9 x 6,2 14,6 x 6,9 47-10 x 22-7
	EN 1176 (m) ASTM/CSA ("")	1,57 5-2
		5

Playground that becomes art, art that becomes playground. This theme-based unit combines functionality and play value of net components with the striking look of sculptural design. Whether you're an active user or just there to watch your grandchildren play, this whale is going to enhance any public space.



Berlin, Germany





"Our spare part guarantee ensures the durability of all play equipment, even after 50 years."



Technology & Design

All play equipment in the Berliner Seilfabrik product line has one thing in common: High loading capacity is reached via the combination of careful material selection and the right dimensions of all components. All load bearing elements of our Frameworkx-system are corrosion resistant. The tubes are treated with a zinc-epoxy procedure and the knots and straps for ropes and panels are comprised of aluminum (which is inherently corrosion resistant). The ropes have been manufactured using materials with proven durability under extreme weather conditions and high play frequency.

Our equipment has been awarded several prizes due to design and functionality. In 2016 Berliner Seilfabrik won again (after 2013) the 'reddot design award' for superior design quality.

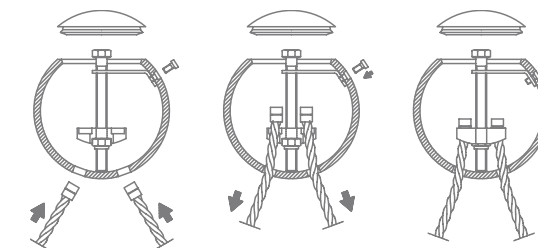
All equipment manufactured by Berliner Seilfabrik has a certificate and is branded with the TÜV label. The relevant standards, EN 1176, ASTM F1487 and CSA Z614 have been adhered to and guarantee maximum safety.

Even the toughest equipment shows wear and tear after years of use. This however, places no limit on Berliner Seilfabrik equipment. We are able to replace the oldest of net structures (even the first from 1971)! Our spare part guarantee ensures the durability of all play equipment, even after 50 years.

Cloverleaf Ring

It is a jewel, though more useful: The Cloverleaf Ring connects ropes at their crossing points. Because of its elaborate shape, it does so child-safely and without sharp edges or entrapments. For maintenance it makes the replacement of individual ropes strands a simple task.

The Cloverleaf Ring is made in a forging die. Thus, the aluminum fibre course is optimized and the ring extremely long-lasting. Inside the Cloverleaf Ring is our ingenuity. And for kids there is some magic in it as well.



It has always been our aim to create our sophisticated products under the main constraints of design and safety, without compromising function and stability. Hence, in early 2002 we introduced a new tensioning mechanism, AstemTT. After a successful trial period we have adopted this rope tensioning technology as the standard across the entire Univers Net structures product group.

Aside from the intelligent mechanism and harmonious integration into the Frameworkx structure, AstemTT simplifies installation. The spatial net can be tensioned evenly across the entire structure. Furthermore, all tensioning mechanisms are contained within closed spheres, making them inaccessible for users.

In order to ensure children's safety during free play on our structures, all technical connection elements have been banned from the play zone. Our patented tensioning system contains eyelets, loops, thimbles and hooks inside the aluminum spheres.

It goes without saying that thanks to our tensioning system, the net can be tensioned particularly easily and evenly.

Ball Connector

On the outside 85% recycled aluminium, on the inside our spatial net tensioning system, AstemTT, sealed with a durable hard rubber cap. The Ball Connector is sandblasted and solvent-free powder-coated, protecting against corrosion. Here, pictured in a matt grey aluminum (RAL 9007), but you may choose any colour.



"In order to ensure children's safety during free play on our structures."

Maintenance & Service



All Berliner Seilfabrik equipment requires little maintenance and involves virtually no follow-up costs. Thanks to its robust construction, the equipment is extremely durable. Therefore, we guarantee our products for a period of up to 10 years. Refer to our general terms of business for further information.

High-quality cars have to be inspected regularly. The same applies to high-quality play equipment in order to guarantee ongoing safety. For this purpose, our staff and authorized retailers are trained in the specific maintenance requirements of our equipment. We will be glad to provide you with any information regarding our maintenance service. Our economical maintenance contract guarantees the durability of our equipment and the safety of children, according to the safety standard ASTM.

We always have time for our customers. Our comprehensive service accompanies you across all stages of development of your individual playground, from the first plan to the maintenance of the completed structure. Our extensive experience assists you in planning and creating your ideal play landscape. We design your playground to encompass your ideas and plans with optimal safety and maximum play value.

Expert mounting and maintenance is carried out by our trained staff or authorized retailer. Our comprehensive, illustrated mounting instructions allow simple self assembly. If required, we are more than glad to assist you with self mounting. If any problems arise, we will find the solution.

"Our comprehensive service accompanies you across all stages of development of your individual playground."



Installation hotline:
T + 49 (0) 172/8417689

The Inclusive Playground



In 1990, the United States adopted the Americans with Disabilities Act (ADA). This law is a milestone, protecting people with disabilities from discrimination. It includes, among other criteria, protected areas for workers and public transport, but also public squares, parks and playgrounds. It is a valuable law, protecting our human rights. The ADA changed something – in the minds, on the streets and in parks, but also in the design of individual play equipment. But what does it mean in detail when we say that a playground is accessible and what should you take into account when you want to design an inclusive play area?



All new and renovated parks must have an accessible path leading to the playground. All play equipment of a certain size must have transfer stations installed. These stations enable a child to move, or transfer, from his or her wheelchair on to the play structure, providing an easy climbing challenge for the child, so the child is enabled to reach other play functions such as a slide. Another aspect of the law regulates the number of play activities that are up high and the number that are at ground level.



Designing an inclusive Playground

Creating the ideal inclusive play space requires a wide range of play and usage options. When planning, you need to take into account all types of abilities, physical and mental, as well as developmental.

- The space should enable different sensory experiences and provide motor challenges in different gradations. This way, your design will address as many different capabilities as possible.
- Offer large and small, younger and older users alike the opportunity to pursue and build on their personal interests, skills, and strengths.
- Enable children to embrace and experience their commonalities and differences as autonomously as possible and in close proximity.



In this way, a playground can be a meeting place, space where people – children and their parents or caregivers – can learn from and with each other. Side by side, they compensate for or overcome social and structural barriers.

The planning and design process should address as many abilities as possible in addition to children using wheelchairs. It is not about “levelling down”, nor is it necessary to remove every sandbox so that a child with limited mobility does not notice that he or she cannot run. The opportunities of one child often present barriers to another. For example, a pull-up bar, accessible for a child in a wheelchair, can represent a barrier for a child who is visually impaired. Since the bar cannot be “touched” with the child’s white cane, there might be a change in the floor structure to mark this activity. Or, a sensory pathway with different floor coverings – a fun experience for a child who is visually impaired – can create a barrier for those in wheelchairs, overcome by taking a different path. Designing a play space to be inclusive means considering different needs. Barrier-free components can be part of an inclusive playground design, offering challenges and a more robust play experience.

The inclusive Potential of Rope Play Equipment

Rope playground equipment with built-in seats is very accessible to children in wheelchairs. Nest swings, originally designed for therapeutic purposes, are popular, too. The spacious lying area often enables children with and without disabilities to swing together. A majority of the children in wheelchairs can, want to and should leave the wheelchair during the games. Playground equipment should encourage children to leave the wheelchair when possible.



Creating the ideal inclusive play space requires a wide range of play and usage options.

Furthermore, inclusive play spaces are not simply about eliminating barriers. They are meant to enable a variety of play encounters and challenges. Rope playground equipment combines different difficulty levels in a single play feature.

- Younger children can test their motor skills in narrower sections of a game unit. Older children or young adults who like to climb (including those with mental disabilities) can romp in sections with larger distances between the ropes.
- Incorporating hammocks into the design enables children with strong physical impairments the opportunity to participate in the action. If the movements of the climbing children also transfer to a flat surface, a true sense of community can result.
- Another strength of this type of equipment lies in the motor challenge that they pose. For instance, children with ADD or ADHD benefit from the need to concentrate on their movements. At the same time, they can burn off a lot of their overwhelming energy by using their whole body.

Children with hearing impairments can move across the different levels while maintaining eye contact with the other children or their caretakers outside the equipment. The see-through nature of the rope playground equipment enables them to use sign language when playing and not feel obliged to speak and thereby draw attention to themselves.

A 3D net structure has no prescribed entry or exit point; it is up to the child to decide where to enter, enabling decision-making and problem-solving skills. Traditional play equipment is much more rigid, having prescribed exit and entry points and a transfer module for children using mobility devices.

For children with a visual impairment, a low rope climbing course in which the individual climbing elements are connected, or a play net, could mean a new play experience altogether. They can climb close to the ground or in a space secured by net mesh without fear, thereby gaining valuable experience and encouraging the mastering of greater challenges.

As one child is climbing the rope structure, it causes a reaction to the other side of the structure. If a child with limited mobility does not have the strength to get on the structure, he or she at a minimum can hold the rope and feel its movement. There is no opportunity to do this with traditional play equipment.

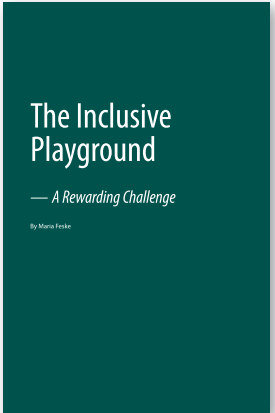


Maria Feske is a psychologist, B. S. Furthermore, she is a nationally certified Occupational Therapist with many years of experience in working with children and adults with disabilities. Maria Feske is head of the day care department for people with disabilities of a charitable institution in Berlin. She is the mother of a 7 year old child. As a consultant for Berliner Seilfabrik, she and the team located in Berlin design playground concepts that are up to such special challenges.



With a few simple Modifications to Standard Products – such as the Removal of a Bottom Bar shown in the Image – Inclusion can be improved dramatically. Please inquire about our Inclusive Destination Playgrounds.

Orlando, USA



Learn more in “The Inclusive Playground – A Rewarding Challenge”, a handbook to inclusive play spaces, appearing in collaboration with Maria Feske. It provides resources and guidelines on how to create inclusive playgrounds.

The handbook can be ordered via email: info@berliner-playequipment.com or via our website.

Index

This index contains selected information only and may give you some inspiration. For further information please contact your local dealer.

A	
Abakus.....	235
Access ladder.....	43, 46, 49
Access net.....	43, 76, 87, 94, 115, 129, 134, 155
Accessibility.....	345...
Accessories... ..	41, 94, 108, 115, 129, 154, 168, 249, 286
Add-on components . . .	41, 94, 108, 115, 129, 154, 168, 249, 286
Air.....	179, 193, 195
Aluminium.....	24, 80, 85, 193, 227, 269, 298, 342, 343
Amusement park.....	60, 141, 297, 321...
Architects.....	133, 141, 191, 264, 281, 302, 321...
Arch Swing.....	228
Astem TT® tensioning syst.	113, 137, 330, 343
Aventura.....	334
B	
Balancing cable.....	148, 184, 200
Bam.....	72
Bamboo.....	24, 28..., 80, 156, 297, 328
Banister.....	43, 76, 115, 120, 129, 249, 263...
Bars.....	213, 222
Berliner Creative Centre.....	32, 133, 141, 282, 296, 321...
Boo.....	31, 38..., 66..., 73..., 300, 302, 312
Bowl Swing.....	237
Box slide.....	155, 156
Bridge... ..	31, 43, 51..., 60..., 94, 115, 141, 154, 201...
Brown, Joe.....	123...
Büsum.....	8..., 170, 219
C	
Cable ride.....	220
Calisthenics.....	212...
Carousel.....	216..., 232..., 243, 336
Central mast play structure.....	67, 159, 300, 314
Charlotte connector.....	249
Chessboard bridge.....	201, 335
Climbing landscape.....	177..., 289...
Climbing ramp.....	129, 134, 200
Climbing rope.....	94, 154, 200, 249, 286, 325
Climbing silo.....	336
Climbing Strawberry.....	282
Climbing wall.....	129, 134, 183
Cloud 9.....	218
Cloverleaf Ring.....	30, 68, 342
Colour options.....	front cover flap, 31, 99
CombiNation.....	289...
Combination.....	31, 48..., 87..., 104..., 173, 289...
Company.....	24
Concave curved slide.....	72, 79, 155
Concave slide.....	77, 78, 155
Connecting elements.....	41, 60, 94, 108, 115, 129, 154, 168, 179, 193, 249, 286, 343
Corrosion protection.....	25, 85, 193
Cosmo.....	113, 128...
Crow's nest.....	168, 170
Customization.....	41, 179, 289..., 319...
Custom-made.....	321...
D	
Day nursery ..	50, 89, 97, 199, 210, 228, 233, 239..., 297, 303
Design.....	29, 32, 41, 124, 191, 193, 227, 242, 264, 321...

Disability.....	286, 292, 345...
Disk.....	232
DNA Towers.....	113..., 155, 187, 202, 221
Dome.....	241
Double net funnel.....	202
Double Swingo.....	239
Duck Jibe.....	115, 129, 154, 295
E	
Earth.....	179, 193
Eddie.....	232...
F	
Face-to-Face Swing.....	235, 315
Fast Lane Slide.....	43, 155, 156
Fire.....	179, 193, 198
Fitness equipment.....	212...
Football.....	131, 281, 285
Foundations.....	133, 161, 191, 264
Frameworx space frame . .	137, 267, 279, 342, 343, 348
G	
Geoball.....	282...
Geodetic domes.....	270, 282...
Geodom.....	285
Geos.....	279...
German Design Award.....	348
Giesenberg.....	56
Globe, The.....	124
Greenville.....	29..., 99, 169, 294, 297, 312
H	
Hammock.....	141, 148, 154, 187, 202, 219, 249, 286, 299, 346
Hand-over-hand rope ladder.....	154, 200
Hand-over-hand rope loop . . .	154, 187, 200, 286
Hand-over-hand with balancing cable.....	200
HDPE.....	31, 75, 85, 99, 129, 155, 156, 227, 286, 43, 155, 156
HDPE slide.....	43, 155, 156
High altitude adventure.....	34, 59, 336
HodgePodge.....	205..., 291, 348
Horizontal bar.....	222
I	
Inclusion . .	168, 198, 214, 236, 305, 312, 324, 345...
Indoor.....	48, 324, 326, 332
Installation.....	344
Inventor of rope play equipment.....	123
Irland.....	141
J	
Jungle bridge.....	51, 140..., 144, 155, 201, 300
Jungle Playground.....	209, 300...
Jupiter.....	137
K	
Karl's Adventure Village.....	282, 324, 336
L	
Ladder.....	43, 49, 54, 107, 154, 200
Landscape architecture....	51, 191, 264, 281, 296, 334
Leisure park.....	60, 141, 297, 321
Liana.....	209, 301
Liana bridge.....	201
Liana tunnel.....	60, 201
Lookout tower.....	31, 59, 64, 67, 117, 168, 170
Low-rope course.....	129, 177..., 310, 316
M	
Magical cloverleaf.....	30, 68, 342
Manufacture.....	24, 26, 156
Margaret Mahy Playground .	328
Mars.....	137, 149

Material.....	24, 80, 85, 227
Medebach.....	60, 334
Monkey Jibe.....	141, 234,
Mud table.....	49, 99, 103, 108
N	
Neptun.....	137, 292, 307, 310
Nest swing.....	211, 218, 228, 249, 264, 290, 298
Net ball.....	129, 210
Net components.....	32, 179, 200, 325
Net funnel.....	249, 262, 286, 298, 326
Net landscape.....	177..., 291, 296, 326
Net passage.....	202
Net ramp.....	129, 220
Net sack.....	202, 286
Netscape.....	177..., 291..., 296, 326
Net sphere.....	129, 210
Net swing.....	211, 218, 228, 236, 249, 264, 290,
Net tunnel.....	33, 48, 52, 55, 154, 292, 324
Net wall.....	129, 310
Number.....	244
O	
Obstacle course.....	172, 177..., 249, 315
O'Tannebaum.....	217
P	
Palmetto Saucer.....	211
Pendulum seat.....	168, 220, 345
Pentagode.....	161, 169, 172..., 348
Pin Tail.....	244
Planar nets.....	202, 264, 281, 296, 298, 326
Planning.....	179, 321, 344, 345
Plastic slide.....	155, 156
Play tower.....	32..., 59..., 74, 75, 115...
Play volumes.....	115..., 137..., 161, 201, 269..., 338
Playhouse.....	28..., 82..., 96...
Playpoints.....	225..., 298
Polygode.....	159...
Posts.....	85, 179
Powder-coating.....	24, 80, 191, 193, 227
Professional expertise.....	24, 321
Q	
Quadrifol.....	137, 142
R	
Ramp.....	50, 102, 108, 129, 134, 154, 200, 220
Reclining area.....	64, 168, 186, 347
reddot design Award.....	348
Replacement of individual ropes.....	342
Rock'n'Trii.....	55
Roof installation.....	37, 133, 191, 254, 322
Rope.....	26...
Rope ladder.....	43, 94, 154, 249, 286
Rope play house.....	32..., 59..., 66..., 302, 312
Rubber bridge.....	60, 77, 79, 201
Rubber impact protection . .	48, 50, 144, 174, 292
Rubber membrane . .	186, 190, 263, 308, 335, 398
Rubber ramp.....	154, 310
Rubber wall.....	140, 154
Rust look.....	336
S	
Safety regulations.....	242
Safety surface, without.....	230..., 235..., 240, 244
Sand Workshop.....	210
School.....	133, 184, 189, 191, 198
Sculptura.....	188, 191, 298
Seesaw.....	229..., 235
Shade.....	183, 185, 294
Shout.....	257..., 260...
Shopping centre.....	48, 332...
Sky Swing.....	237

Slackline.....	201, 315
Slide.....	32, 43, 47, 50, 62, 115, 140, 155, 156,
Sliding pole.....	202, 230, 326, 336
Slope.....	43, 115, 120, 129, 313
Slope.....	51, 60, 187, 192, 296, 304, 334
Small children.....	50, 89, 97, 199, 210, 228, 233,
.....	239..., 297, 303
Space cell.....	138, 202
Spaceball.....	137, 146..., 313
Spare part guarantee.....	342
Spatial net.....	2, 24, 31, 32, 66..., 111..., 159..., 269,
.....	292, 336, 338, 342
Speedway.....	220
Spider's web.....	101, 189, 202
Spin, Turn, Rotate.....	216..., 232..., 243, 336
Spooky Rookies.....	97...
Sports equipment.....	212...
Stainless steel . .	129, 153, 193, 227..., 269, 337, 343
Steel.....	24, 26, 80, 95, 193, 227, 249, 343
Surf board.....	230, 244
Suspension bridge.....	108, 193, 201, 291, 295,
.....	300, 335
Sustainability.....	24, 80
Swallow Tail.....	244
Swarovski.....	338
Sway bridge.....	200
Swing.....	211, 212, 218..., 228, 235..., 249, 264,
.....	298, 315
Swingo.....	238

T	
Technology.....	85, 161, 249, 342
Tensioning technology.....	161, 343
Terranos.....	85, 177..., 291, 296
Terranos clamp.....	179, 193
Terranova.....	177..., 192..., 296
Themed playground . .	40, 99, 156, 193..., 300, 324
Tower.....	31, 59..., 115...
Tradition.....	24...
Trampoline.....	214...
Tree house.....	27..., 43..., 295, 297, 307, 334
Triangular net.....	155, 187, 202, 221
Trigode.....	161, 168
Trii.....	31, 43..., 294..., 298, 313
Triitopia.....	32...
Tunnel slide.....	32..., 155, 292, 336
Twist.....	257...

U	
UFO.....	267..., 291
Univers.....	111..., 291
URBAN DESIGN.....	225...

W	
Wasps' Nest.....	151, 172, 183, 184, 207, 210, 223,
.....	308, 314
Water.....	40, 156, 193, 194, 241, 326
White Water.....	241
Windrider.....	230
Wood.....	80, 83..., 113, 123...
Woodville.....	83...

Z	
Zip line.....	220




reddot award
winner
2008, 2013, 2016






German
Design Award

WINNER







www.caddetails.com

Berliner Seilfabrik®, Berliner Seil®, AstemTT®, Connaction®, Frameworx®, Pentatent®, Woodville®, Greenville®, Trii®, Spooky Rookies®, Picolino®, Quadropolis®, Terranos®, U-Rope®, Univers®, Alberos®, HodgePodge®, Pentagode®, Cosmo®, Sculptura® as well as the word/figurative mark “Berliner” with rope logo are registered trade marks of Berliner Seilfabrik GmbH & Co.

All technical data may differ, depending on the selected surface, the landscaping or installation depth.

All data is subject to technical changes and misprints.

Published: August 2018, Compendium 10



MIX
Papier aus verantwortungsvollen Quellen
FSC® C104114

